

THE PUREST AIR EXPERIENCE.

 **FABER**

FRANKE'S AIR EXPERT

COLLECTION 2022



F R A N K E ' S A I R E X P E R T



FRANKE'S AIR EXPERT.

At Faber, we are proud of our significant heritage.

We invented the first hood in 1955.

Since 1958, we have been offering hoods and air treatment solutions that meet consumer's needs and respect the environment.

Since 2005, we have been the **Air Expert of the Franke Group**, which for over 100 years stands for high quality, innovative engineering and exceptional design. Its recipe for success: building on traditions while creating new things. Together, we have grown successfully over all these years.

In 2021, Franke and Faber brands both became part of **Franke Home Solutions division**, a logical step to expand the Group's presence in the kitchen and conquer new territories together. By joining forces, we are making even better use of our know-how, experience and complementary skills.

We are now taking the opportunity to proudly announce our competence in air treatment and our expert position within the Franke Group.

It's the right moment to take this step forward, as this new endorsement, **Franke's Air Expert**, will enrich Faber and Franke with additional values. That's why, thanks to our leading expertise in air treatment, we are **Franke's Air Expert.**

IMPROVING AIR QUALITY SINCE 1955.

At Faber, we are proud of our significant heritage.

Air is part of our origin and we have a unique expertise in our sector. Over the years we've molded air into a thousand forms, using steel, plexiglass, glass and wood.

We've turned the kitchen hood into an object of design.

We've given it smart functions: light fittings, air conditioner and filters.

In brief, we have connected it to the future.

We understand how the world is changing and we keep innovating to make tomorrow's air even purer.

We are proud to be part of the **Franke Group as its Air Expert.**

1955

Faber Plastr is founded.



1958

in plexiglass.
The first Plexiglas hood.



1986

NOVA
The firsts chimney hood.



1995

AXIA
The first T-shape hood.



1999

M@STER
The first smart hood.



2004

MATRIX
The first hood that hangs like a picture.



2008

KLIMA
The first air conditioning hood.



2010

F-LIGHT GENERATION
The first chandelier hood..



2016

TALÌKA
The first totally vertical hood.



2018

GLOW
With Airline Technology



2019

GALILEO
The first hob extractor in A+++



2020

K-AIR
The first touch screen connected hood with air quality sensor.



2021

AIR HUB
Faber enters the world of purification.



2022

AIR HUB PORTABLE
The first Faber hygieniser with exclusive 4x4 technology.



A VISION OF GLOBAL REACH.

Faber has a lot in common with air...
both are present all over the world.
This is our task: to improve the air quality in your house
and in our planet.

Investing in the world.

Always growing, to serve more people.

Thinking long term.

All-round competence: automation, robotics, IT,
total quality.

Innovating continuously.

Engineering research, advanced solutions, living benefits.

Designing the future.

Ergonomics, design, functionality, comfort, style
and wellbeing for the home.



OUR FIRST INSPIRATION: PEOPLE.

At Faber, we know how to look far but also very close.
We look at people because they are our inspiration.
Their needs and desires are the basic principles for which we
strive to supply better and better products, time after time.

We study every single action people do in a Kitchen, even the
smallest one. This allows us to offer products realized in
accordance with the needs of the people.

Because everything depends on wellness of the people.



SAFETY IS IN RELIABLE HANDS.

Reliability is a constant characteristic of all Faber products. When everything is working as it should, home is a more useful place. And when the air is pure and clean, home becomes a place of true functionality. That's what reliability means to us: making life better for years to come.

RECORDS IN EXCELLENCE

- The first **ISO 9001** Quality Certification in the field of kitchen hoods.
- **SGS Certificate of Excellence n°001**: a worldwide first.
- Integrated Management System for Quality (**ISO 9001:2015**), Occupational Health and Safety (**OHSAS 18001**) and the Environment (**ISO 14001**) certified by SGS.
- Products conforming to the strictest safety requirements and to standards **EN 61591** and **EN 60704-3**, tested in an authorized in-house laboratory, certified and guaranteed by leading international bodies.

IMQ The Italian Quality Mark


CE The EU Safety Mark

SEMKO International Safety Certification by Intertek ETL

UL The Quality Mark for the USA and Canada

CCC The Chinese Quality Mark


AIR
TREATMENT
PAG. 73



Bi-Air 87



Ci-Air 86




K-Air 77



T-Air 85




V-Air 80




V-Air Flat 81


ASPIRATION
HOB
PAG. 89



Galileo NG 99



Galileo Smart 103



Galileo 60 105

WALL
PAG. 107



Air Hub 65



Air Hub Glass 64



Bella Silence 168



Chloè 187



Chloè XL 189



Cocktail 155



Cubia Plus 181



Cylindra 179



Cylindra Gloss Plus 178



Daisy Plus 153



Eclipse 180



Grèxia 152



Glam-Fit 145



Glam-Fit Zero Drip 123



Glam-Fit Zero Drip Plus 115



Glam-Light 149



Glam-Light Zero Drip 121



Glam-Light Zero Drip Plus 117



Lithos 183



Luft 167



Nice 173



Onyx-T 159



Onyx-V 127



Premo Angolo/ SP 175



Pyana 135



Ray 174



Soft Edge 110



Soft Slim 111



Stilo Comfort 169



Stilo Glass Smart 170



Stilo Smart 171



Stilo DX-SX 172



Stilo Angolo 176



Solaris 177



Synthesis 197



T-Dark 162



T-Light 163



Talika 139



Tender 196



Thea 193



Tweet 154



Twice 131



Value 198



Veil 141

COUNTRY
PAG. 199



Agorà 201



Ranch 202



Ranch Angolo 203



Trendy 199



West 200

ISLAND
PAG. 205



Bella Silence Island 214



Chloè Island 225



Chloè XL Island 229



Corinthia Island 218



Cubla Island Plus/ Cubla Island Gloss Plus 221



Cylindra Island Gloss Plus 219



Cylindra Island 220



Glassy Island 215



Stilo Comfort Island 212



Stilo Glass Smart Island 213



Thea Island 231



T-Shelf 209



T-Light Island 211

SUSPENDED
PAG. 235



Beat 265



Belle / Belle Plus 243



Cèline / Cèline Plus 247



Glow / Glow Plus 239



Lybra Plus 258



Nest Plus 260



Pareo Plus 259



Odette / Odette Plus 251



Soft Cube 257



Skylift 255



Zoom Plus 261

CEILING
PAG. 281



Inside Up 285



Heaven 2.0 301



Heaven 2.0 Flat 300



Heaven Air 295



Heaven Glass 2.0 Flat 300



Heaven Light Pro 299



High-Light 292




Onyx-C 289




Skypad 2.0 293


BUILT-IN
PAG. 307




Flexa Hip 335




Hava 326




Ilma 313




Ilma Touch 311




In-Light 327




In-Nova Air 317




In-Nova Comfort 324




In-Nova Premium 321




In-Nova Smart 325




In-Nova Touch 319




In-Nova Zero Drip 315




Inka Lux 328




Inka Lux Premium 329




Inka Plus HC 330




Inka Smart C 333




Inka Smart HC 332




Inka Smart HCS (ICH) 331




Maxima Touch 334




Ultra Slim 323




106/35 Plus 338



2156-2152 336



152 337



2740 339

HOB
PAG. 267



FBH32 279



FBH64 278



FCH64 277



FCH84 276



FCH95 274




FCH SLIM 94 275




Hoo-b 269

DOWNDRAFT
PAG. 303



Fabula Plus 60 305



Fabula Plus 90 304

ACCESSORIES
PAG. 341

INSTALLATION
PAG. 352

Advanced technology for real life benefits.

FABER
CLOUD



The exclusive Faber Cloud app can be used to monitor the air quality in your kitchen and adjust the main settings of your hood at any time, even from your mobile phone.

AIR QUALITY
SENSOR



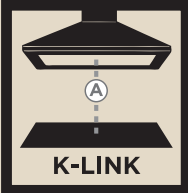
Keep temperature, humidity percentage and the presence of volatile organic compounds under control in the domestic environment. The sensor automatically adjusts the suction power until perfect air quality is restored.

UV-C LAMP



Kills viruses and bacteria with maximum safety without producing ozone.

K-LINK



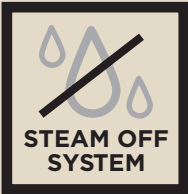
With the radio connection between the hood and Faber induction hob, the suction power is automatically adjusted according to the selected cooking level to optimise performance and avoid unnecessary waste.

SIL &
STILL



All hoods in the line-up already have a noise level at the maximum power of only 52 dB(A). The Eco Function can be activated by combining the effects of SIL & STILL TECHNOLOGY and the exclusive BRUSHLESS motor, for continuous 24-hour, energy-efficient air exchange in the surrounding environment, silently below 40 dB(A).

STEAM OFF
SYSTEM



The dual action of the air entirely eliminates the condensation effect. The hood sucks in and at the same time emits jets of air that create a vortex to accelerate and facilitate conveying and capturing steam.

AIRLANE



Maximum suction through an invisible passage. A second motor in the ceiling is activated automatically when the hood is switched on. Fumes and steam are captured by the second motor to purify the air of the entire environment and ensure maximum comfort.

NAUTILUS



More power, less noise, superior comfort! Faber technology increases suction capacity by 30 m3/h, reduces noise and improves efficiency, always with minimal consumption.

ZERO DRIP



Stop condensation! Zero Drip collects it in a frame preventing it from dripping onto the hob. Zero Drip Plus makes it evaporate thanks to the specially heated glass of the hood.

UP &
DOWN



The hood descends onto the cooker hob to optimise suction and then rises and disappears completely into the ceiling when it has finished, clearing the space altogether.

ARIES



With the power of two brushless motors, Aries achieves a suction capacity of over 700 m3 abating noise by 9 dB(A). The superior, energy-saving and quiet performance of Aries puts vertical hoods in Class A.

SOUND PRO



Reducing turbulence and swirls in the internal airflow, the new blowers technology succeeds in both limiting noise and improving the sound quality of the hood.

BRUSHLESS



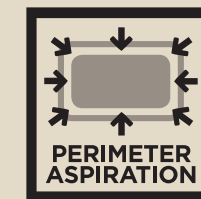
The brushless motor guarantees considerable energy saving coupled with high extraction efficacy. It is the most silent motor on the market and its performance remains stable in any usage condition.

REMOTE BLOWER



Available on many products, it allows you to install the motor away from the hood to reduce the noise in the kitchen. For acoustic comfort at the highest level.

PERIMETER ASPIRATION



25% less* perceived noise. Perimeter suction exploits the Venturi effect to accelerate the air flow through a narrow gap. The air slows down again once inside the hood for more efficient extraction.

*Equivalent to a reduction of 3 dB(A) according to EN 60704-3.

WATERPROOF



Any liquid spilled during cooking flows directly into a suction grille and is collected in an automatically drained tray under the hood, small enough to leave space for a utensil drawer.

POWER MANAGEMENT



Adjustable absorption setting on 4 power levels (KW). No more blackouts at home!

HFH FILTERING



Capable of eliminating 95% of bad smells, the technology guarantees maximum effectiveness in activated carbon filtering. HFH technology makes the hood more efficient for air purification from all odours.

FILTER ALARM



Filter saturation alarm: warns you when it is time to clean the anti-grease filter or substitute the anti-odour filter.

REAR OUTLET




The rear air outlet available with many FABER hoods allows fumes to be channelled to the rear instead of upwards. This eliminates the need for an upper duct, freeing up useful space above the hood.

SELF START



A special sensor switches the hood on as soon as air temperature reaches 35°C. A smart sensor activates your hood automatically whenever needed. Faber loves to make cooking easier and more enjoyable!

AUTOMATIC FUNCTION



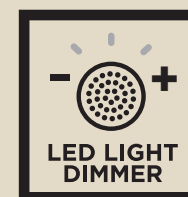
The hood will turn on at the most suitable speed automatically, adapting the extraction capacity to the maximum cooking level.

HOUR 24




Key 24: function which allows the hood to be switched on for 24 hours a day for air renewal with a level of noise that is imperceptible.

LED LIGHT DIMMER



Dimmable light: at the touch of a button the light is dimmed down and can be left on for a long time with minimal energy consumption.

TUNABLE WHITE



On some models, you can choose and vary the colour temperature of the light, from warmer (tending to yellow) to colder (tending to white).

DELAY 30



Automatic shutdown delay: you can postpone the motor shutdown to eliminate residual odours completely.

SPEED 1



Intensive speed: function which activates maximum aspiration for 6 minutes to meet special cooking needs.

SOFT TOUCH



FENIX®, a high-tech material with unique characteristics. Soft and smooth to the touch, matte and smudge-proof surface.

ANTI TOUCH




Special smudge-proof materials for a perfectly clean hood and a surface without annoying stains.

BOOST



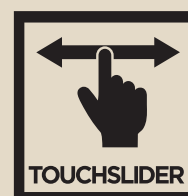
Thanks to the Double Intensive Function. Even the most persistent cooking steam and smells are eliminated in just a few minutes.

LED LIGHT



Thanks to the LED lighting you will have a brilliant light and excellent visibility over the entire cooking area, with a considerable energy saving.

TOUCH CONTROL



Extremely comfortable, user-friendly Touch Slider controls.

REMOTE CONTROL



The remote control is compatible with many Faber hoods. To adjust suction and special functions, such as the courtesy light, 24H, Up&Down and Steam Off features. Controlling your hood is easier than ever.



K-LINK TECHNOLOGY AND THE HOOD ADJUSTS ITSELF AUTOMATICALLY



FREE HANDS IN THE KITCHEN. THANK YOU, FABER

The beauty of cooking is also that you can express yourself freely, without distractions. If you have an induction hob and a Faber cooker hood with K-LINK connection, just start cooking and the suction power of the hood automatically adjusts to the selected cooking level.

HOB AND HOOD DIALOGUE WITH EACH OTHER

Faber has created an intelligent connection between hob and hood, through an integrated system that works with radio waves. A simple gesture is all it takes to set the hood to automatic operation. The system is always active because the radio signal is never interrupted. At the same time, the perfect operation of the hood is guaranteed avoiding the waste of energy and excessive noise that you could have set the suction at a level too high compared to the produced fumes.



**AUTOMATIC
ADJUSTMENT
OF THE HOOD
POWER TO
EXTRACT
VAPOURS AND
ODOURS.**



The connection is always active even in the presence of dirt residues on the hob.



It can be controlled manually whenever you want.

Hood Models compatible with Faber Induction Hobs.



Belle /
Belle Plus



Bi-Air



C-Air



Celine /
Celine Plus



Glow /
Glow Plus



Heaven 2.0



Heaven Air



Heaven Glass
2.0 Flat



High-Light



K-Air



Inside Up



In-Nova Air



In-Nova
Premium



Inka Lux



Inka Lux
Premium



Lybra Plus



Pareo Plus



Nest Plus



Odette /
Odette Plus



T-Air



V-Air



V-Air Flat



Glam Light Zero
Drip Plus



Glam Fit Zero
Drip Plus



CONDENSATION IS NO LONGER A PROBLEM

FABER ELIMINATES THE PROBLEM OF CONDENSATION

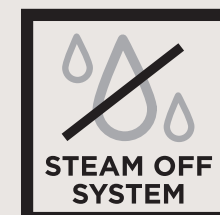
Eliminating condensation is essential to protect the wall unit where the hood is installed and to prevent drops of moisture from falling onto the hob. Faber has succeeded by creating special anticondensation systems of total effectiveness.

STEAM OFF SYSTEM

The Steam Off System implementing Faber exclusive technology eliminates the problem from the beginning, avoiding the formation of condensation. While sucking in, the hood emits controlled jets of air that by whirling and accelerating, promoting the upward movement and convey the vapours to capture them all.

ZERO DRIP

The Faber Zero Drip and Zero Drip Plus systems stop condensation after it has formed. The first one collects it in a groove preventing it from dripping onto the hob. The second makes it evaporate through contact with specially heated surfaces.





SUCTION PAIRED WITH
HELICAL AIR JETS AND
VARIABLE GEOMETRY
ELIMINATES THE
CONDENSATION
EFFECT



ZERO DRIP PLUS

Pressing a button on
the glass part of the
hood activates a heating
resistor that makes the
condensation evaporate
completely.



Models with technology STEAM OFF SYSTEM



Luft



Hava



Ilma



Ilma Touch

Models with technology ZERO DRIP PLUS



Glam Fit Zero
Drip Plus



Glam Light Zero
Drip Plus

Models with technology ZERO DRIP



Glam Fit Zero
Drip



Glam Light Zero
Drip



In-Nova Zero
Drip



QUIETNESS THAT RESPECTS NATURE

THE FIRST COMFORT IS SILENCE

To make the kitchen a comfortable environment to live in, it is essential to have a hood that works making as little noise as possible, even at top power.

SOUND PRO **NEW**

Reducing turbulence and swirls in the internal airflow, the new blowers technology succeeds in both limiting noise and improving the sound quality of the hood.

BRUSHLESS MOTOR


Faber is constantly looking for technologically advanced solutions and with this motor, it guarantees the best energy efficiency on the market.

SIL & STILL TECHNOLOGY

Based on the study of aerodynamic flows inside the hood and targeted sound insulation, this Faber technology reduces noise at top power to just 52 dB(A). By activating the Eco Function, it ensures continuous air exchange in the surrounding environment for 24 hours, silently and with minimum consumption below 40 dB(A) comparable to the quietness of a library.

REMOTE BLOWER

The noise of the hood can be minimised by moving the motor away.






HUSH, IT'S COOKING TIME!



As kitchens become places for meeting and sharing moments at home, hoods increasingly need to combine high performances with silent motors. Following in-depth studies and extensive research, Faber was able to develop a solution: Sound PRO.

FLUID DYNAMIC OPTIMIZATION

Thanks to an innovative design, the new blower significantly reduces turbulence and vortex of the internal air flow.



NOISE REDUCTION AND SOUND QUALITY OPTIMIZATION


At maximum power, the new technology limits the noise threshold of the hood up to -6db*, but it doesn't stop there. It also optimizes the sound produced, reducing the disturbance caused by high frequencies.

Available in several Faber models, check the icon on the individual product sheet.

*Data varies depending on the model in which the blower is installed.



NOISE OF JUST
52 DB(A) AT TOP
POWER



THE **ECO FUNCTION**
ACTIVATES
CONTINUAL AIR
EXCHANGE IN
ULTRA-SILENT MODE

Models with technology SIL & STILL



ONYX-C



ONYX-V



ONYX-T

THE SILENT PLEASURE OF A REMOTE MOTOR



REMOTE SUCTION KIT

The remote suction kit, with the utmost simplicity, makes it possible to move the hood motor away from the cooking area.

THE SILENCE INCREASES SIX METRES AWAY

With the Remote Suction Kit, the motor can be moved to another location of the house up to six metres away from the hood. Minimal noise and maximum comfort are ensured not only in the kitchen but also in the living area.



The model with the dedicated range of hoods is shown in the Accessories section on page 342

REMOTE EXTERNAL MOTOR

The remote external motor makes it possible to install the motor entirely outside the house and eliminate noise altogether.




The model with the dedicated range of hoods is shown in the Accessories section on page 342



SOFT LINE REVOLUTIONISES DESIGN

Soft Line is the Faber range of hoods made with FENIX®, a high-tech material with unique characteristics. The matte, smudge-proof surface is soft to the touch and reflects very little light. It is non-porous to facilitate daily maintenance and cleaning.


FENIX® is a material with high resistance to scratches, abrasions, dry heat and acids. Its properties make it perfect for kitchens. Another characteristic is that it can self-heal surface micro-scratches.





FENIX®

USED AS A KITCHEN
TOP IT IS A PERFECT
MATCH FOR THE
HOOD.



The Faber Soft Line consists of a suspended hood F-light (Soft Cube) and two vertical wall-mounted hoods (Soft Edge e Soft Slim). They are all available with three FENIX® finishes: Grigio Londra, Bianco Kos or Nero Ingo.



SOFT CUBE



SOFT EDGE



SOFT SLIM



AIRLANE TECHNOLOGY

SUPERB EXTRACTION THROUGH AN INVISIBLE DUCT



REAL POWER MAKES NO NOISE. IT KEEPS THE SECRET.

AIRLANE TECHNOLOGY can be used to install more than one Faber suspended hood in suction mode without the presence of unsightly connection pipes. In this way, you can have a hood and light cluster that integrates perfectly into the décor of your kitchen.

THE POWER OF A DOUBLE SUCTION.

With AIRLANE TECHNOLOGY a second motor in the false ceiling conveys fumes and cooking vapours sucked from the hood without piping.



EXPULSION
FROM THE HOME
ENVIRONMENT

4

SUPERIOR
PURIFICATION
THANKS TO THE
OVERHEAD MOTOR

3

CREATION OF AN
ASCENDING AIR
VORTEX

2

EXTRACTION OF
COOKING FUMES
AND STEAM

1



Discover the
technology
video on our
YouTube channel

Airplane conceals a second motor in only 30 cm of false ceiling allowing you to choose between four air outlet positions during installation.

KIT AIRLANE TECHNOLOGY

KIT AIRLANE ASPIRANTE cod. 1120542.875

FEATURES

Finish

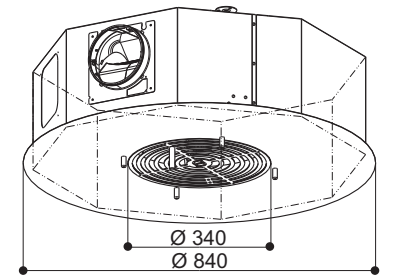
• Stainless steel

Ø of air outlet

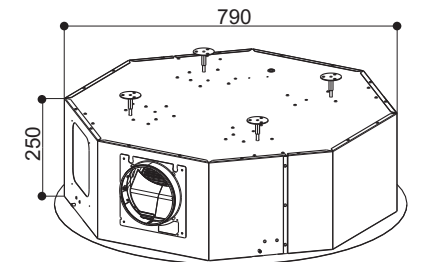
150 mm

Width

840 mm



THE AIRLANE KIT REPLACES THE CHIMNEY/DUCT NEEDED FOR
SUSPENDED INSTALLATION AS AN EXTRACTION HOOD.



A NEW PLUS FOR F-LIGHT HOODS.

With the following F-Light hoods, both fixed and with Up & Down movement from the ceiling, you can get rid of suction piping at last. It disappears completely thanks to AIRLANE technology, which also guarantees better air purification and Energy Class A performance.



GLOW
GLOW PLUS



BELLE
BELLE PLUS



ODETTE
ODETTE PLUS



CÉLINE
CÉLINE PLUS

Optional on all F-Light models



UP&DOWN TECNOLOGY

FREEDOM OF MOVEMENT IS IN THE AIR



In open-concept kitchen and living room combos and in those where space is restricted, there is often the need to choose a suspended hood with a design matching the interior décor. Faber solves these needs by combining the function of a hood with that of a light fitting.

THERE'S A HOOD: IT'S IN THE LIGHT FITTING.

With the Up & Down technology, Faber perfectly integrates hood and light fitting, combining the needs of aspiration with those of design and lighting.

AN AMAZING SPACE-SAVING SOLUTION.

These hoods are excellent space-saving solutions capable of illuminating and enhancing any type of environment, from the most linear to the most sophisticated.

UP

A DESIGNER LIGHT
FITTING THAT
FURNISHES THE
SPACE AT ANY
TIME OF THE DAY



UP & DOWN: NICE MOVE IN THE KITCHEN.

DOWN: The hood moves down to illuminate the hob and optimise suction while cooking.

UP: The hood returns to the ceiling to form an elegant light fitting. And FABER's brand-new remote control makes movement easy.

F-LIGHT: MOVE IN CLASS A.

All F-Light models with their energy efficiency go far while bringing comfort closer.

DOWN

A HOOD THAT
MOVES DOWN
FOR MAXIMUM
SUCTION
EFFICIENCY
WHILE COOKING



Models with technology UP & DOWN



Belle Plus



Céline Plus



Glow Plus



Lybra Plus



Nest Plus



Pareo Plus



Odette Plus




Skylift



Zoom Plus



LESS CONSUMPTION, MORE EFFICIENCY



FLAT DESIGN AND MAXIMUM COMFORT

Completely flat vertical hoods, for an even more trendy ultra-slim design. This is achieved with the Faber diff users that concentrate the maximum suction power and the best energy efficiency in just 15 cm.

NAUTILUS

The exclusive diffuser design naturally inspired by the golden ratio for superlative comfort and outstanding performance.

ARIES

With the power of two brushless motors, Aries achieves performance with a suction capacity of over 700 m³ abating noise to 9 dB(A). The hoods with Aries technology are in Class A+.

Models with technology NAUTILUS



Glam-Fit



Glam Fit Zero Drip



Glam Fit Zero Drip Plus



Soft Slim



Talika



V-Air Flat

Models with technology ARIES



Pyana




Twice



NAUTILUS

- ▶ ULTRA-THIN
- ▶ LOW ENERGY CONSUMPTION
- ▶ HIGH EFFICIENCY

15 CM



ARIES

- ▶ MAXIMUM POWER WITH TWO BRUSHLESS MOTORS
- ▶ ULTRA-THIN
- ▶ LOW ENERGY CONSUMPTION
- ▶ QUIETER OPERATION



HIGH FILTERING NO BAD SMELLS



ONLY FABER HOODS ELIMINATE 95% OF ODOURS.

What's the most effective activated carbon filtration technology? It's called HFH, which stands for "HIGH FILTERING HOOD". And it's a FABER exclusive, of course. HFH improves hood performance by removing odours from the air almost totally.






A LARGER SURFACE AREA AND TWO LAYERS OF ULTRA-EFFICIENT FILTER MATERIAL.

Faber's potent HFH technology is based on a cylindrical filter design with a far larger surface area. It's twice as effective too, because it uses two high-efficiency filtration layers with different porosities and activated carbon concentrations. That's how the filter captures both large and small particles.

FABER MAKES THINGS EASIER...QUIETLY.

Unlike other activated carbon filter systems, HFH also reduces noise by around 3 dB(A). And the smart, cylindrical shape of the filter makes easy work of removing the dishwashercompatible filter material.

THE MAXIMUM
EFFECTIVENESS OF
ACTIVATED CARBON
FILTRATION TO
ELIMINATE 95% OF
ODOURS



Ultra-filtering material consisting of two panels with different porosity and concentration of active carbon. The first layer captures the coarsest particles and the second smaller ones, increasing effectiveness even more.

The **easy-to-install** cylindrical filter has a larger area compared to onventional ones guaranteeing more effectiveness.

Dishwasher safe.



Models with technology HFH



Stilo DX-SX



Stilo Comfort



Stilo Glass Smart



Stilo Smart



Nice


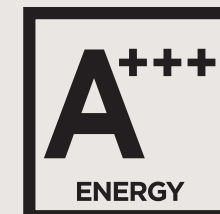


Ray



GREEN INNOVATION

THE FUTURE IS IN OUR HANDS



WE ALSO THINK ABOUT THE PLANET

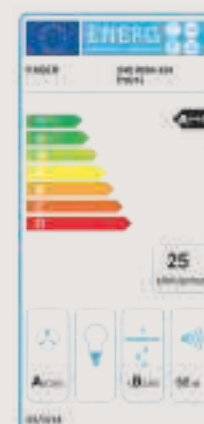
Making sustainable choices is essential to respect the world we live in. Therefore, it is important to choose a hood that is energy-efficient. By developing solutions aimed at lower environmental impact and greater energy savings, Faber also takes care of the planet

LED LIGHT

All FABER hoods incorporate LED lighting technology. The LED units consume next to nothing and produce a pleasantly natural light that ensures perfect visibility without altering colours

HIGHER CLASS ENERGY


Today, Faber hoods are confirmed in the highest energy classes. They ensure superlative performance and minimum consumption of the suction motor, filtering system and lighting. The top-of-the-range Galileo hob extractor achieves excellence in Class A+++.



- Energy Efficiency Class:** hoods with the highest ratings (A++, A+, A) consume less and are more respectful of the environment (green colour).
- Annual Electricity Consumption:** calculated for standard hood functioning times (60 minutes of suction and 120 minutes of lighting a day).
- Fluid-dynamic efficiency:** reveals the quality and power of the hood: efficiency rises as suction power increases or energy consumption decreases.
- Lighting efficiency:** this indicates how much light the hood produces for the energy it consumes; for the same lighting power, more light-efficient hoods consume less.
- Filter efficiency:** indicates the filter's capacity to capture grease.
- Noise level:** measured in dB at the hood's maximum fan speed (not boost).



LET **PURITY** IN



TAKE CARE OF THE AIR YOU BREATHE IN YOUR HOME.

The quality of the air in domestic environments is an increasingly important issue. Faber are therefore bringing their technology and experience in air to the service of well-being with an ecological system that meets people's needs.

AIR HUB: TWO PRODUCTS IN ONE FOR PURE WELL-BEING

A system to disinfect the air and a T-shaped hood - this is the dual nature of the Air Hub, a unique, dual-function product in a simple, elegant design, perfect for any style of interior.

AIR HUB

THE PUREST AIR EXPERIENCE

Air Hub guarantees clean, safe air for your kitchen and living environments. In fact, thanks to its UV-C technology, **it eliminates up to 99.99% of viruses and bacteria***, all without using chemicals.

*Laboratory tests carried out on E.coli and Staphylococcus aureus by the University of Siena.

AIR DISINFECTION

for the home and elimination of up to 99.99%* of viruses and bacteria

1

EXTRACTOR HOOD

Removes cooking vapours and odours

2



UV-C LAMP TECHNOLOGY

KILLS VIRUSES AND BACTERIA WITH ABSOLUTE SAFETY AND NO OZONE PRODUCTION



MANUAL: Start the disinfection of the air. You can switch off manually, or it will automatically switch off after 24 hours.

INTENSIVE: Maximum speed of disinfection in the shortest possible time. Switches off automatically.

NIGHT: Long cycle for complete disinfection with the minimum level of noise. Automatically switches on each night.

Available :



AIR HUB GLASS
inox/vetro nero

AIR HUB
inox

"see more details on page: 64-65"

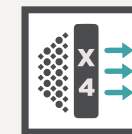


Discover the benefits
of AIR HUB PORTABLE



AIR HUB PORTABLE

Discover more about
AIR HUB PORTABLE:
www.faberspa.com



4 FILTERING STAGES

For the best air purification



- 1> Pre-Filter
- 2> HEPA Filter
- 3> VOC Filter
- 4> Activated Carbon



4 UVC LIGHTS

Remove viruses and bacteria with
safety without ozone production

[4x4] TECH

4x4 tech for a perfect air treatment and
the best efficacy against viruses and
bacteria.

Combined effect of 4 filtering stages
and UVC lights provide
continuous hygienization of internal filter.



IMPROVE YOUR AIR QUALITY

THANKS TO DOBULE AIR QUALITY SENSOR

SENSORE 1

dedicated to PM 2.5
e PM10 detection

SENSORE 2

dedicated to
VOC detecting



Air quality
Good

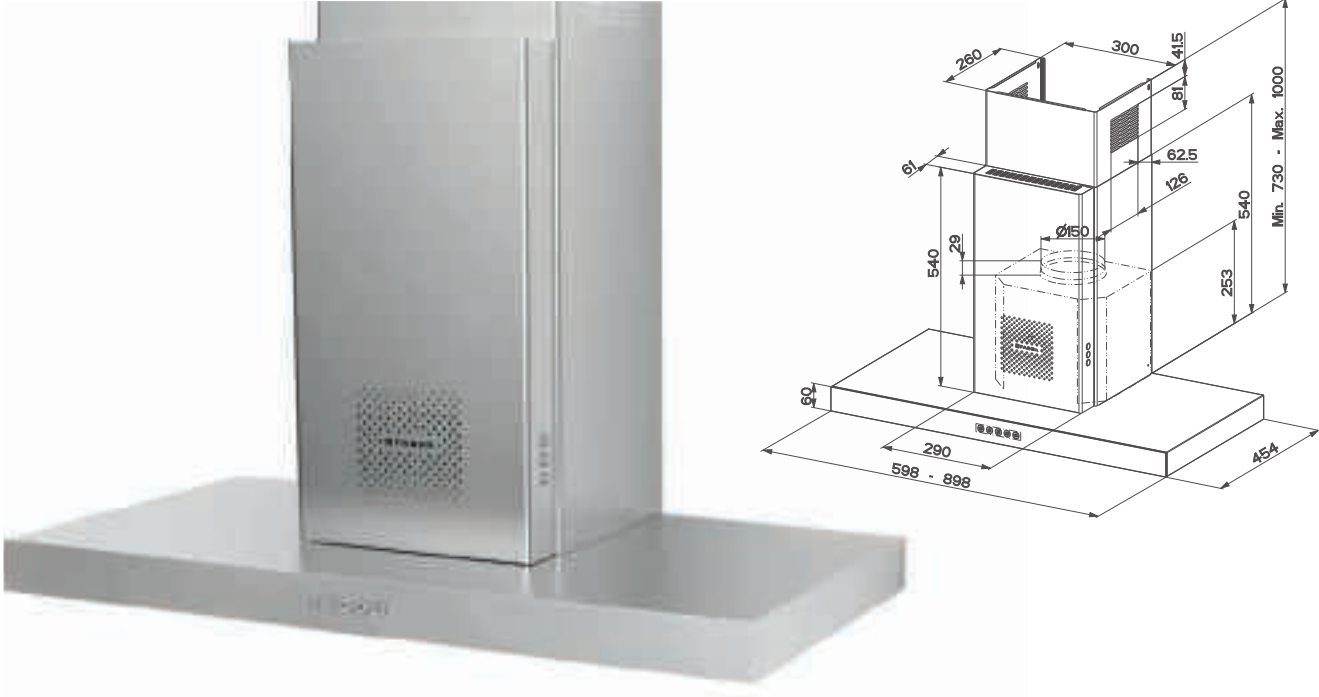
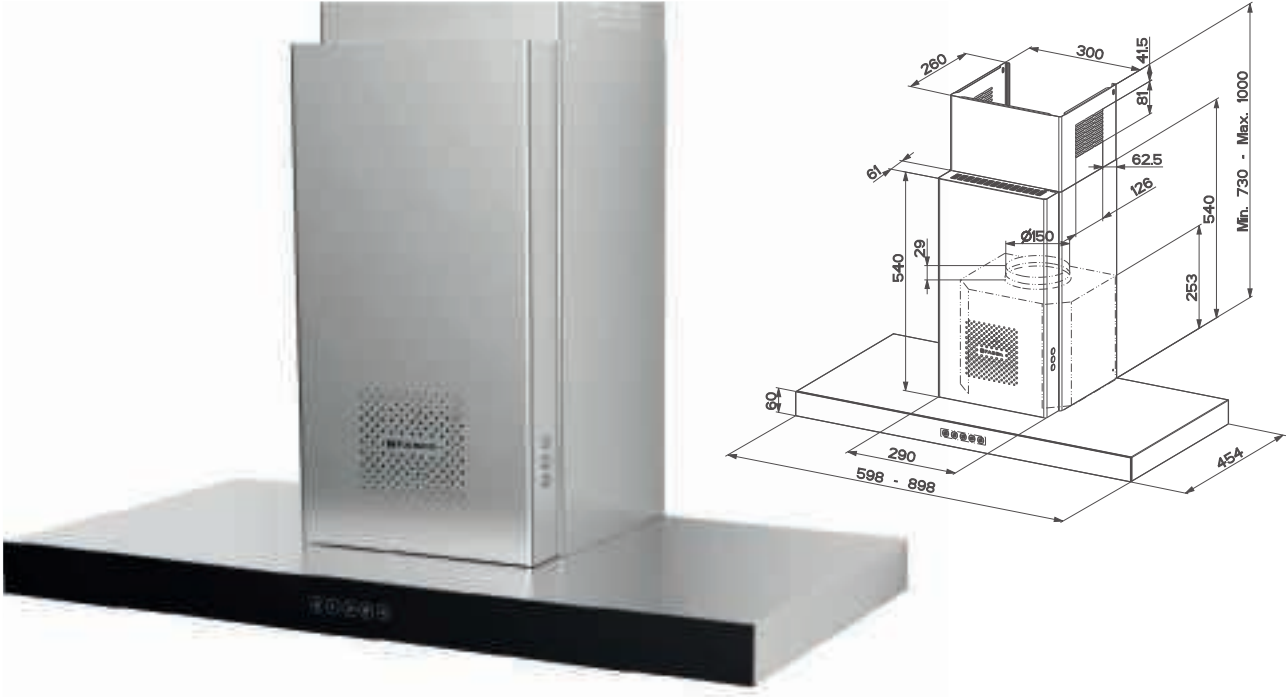


Air quality
Average




Air quality
Bad






AIR HUB GLASS


AIR HUB STILO GLASS COMFORT X/V A60 cod. 325.0656.899
AIR HUB STILO GLASS COMFORT X/V A90 cod. 325.0656.897




UV-C LAMP




SOUND PRO




REMOTE BLOWER




INTENSIVE SPEED



DELAY 30



LED LIGHT



A+
ENERGY


(optional)

FEATURES	PERFORMANCE					ACCESSORIES
Finish	Speed	1	2	3	INT	Cod. 112.0157.243
• Stainless steel / black glass	Air capacity IEC point	280 420 600 750				F9 Charcoal filter
Controls	Pressure	450 540 580 590				Cod. 112.0185.276
Touch control	Input	150 200 240 250				FLL9 Charcoal filter
Lighting	Noise level	50 57 65 69				Long Lasting
2 LED lights						
Grease filter						
Cassettes dishwasher safe						
Ø of air outlet						
150 / 120 mm						
Width						
600 / 900 mm						
Energy class						
A+						




AIR HUB


AIR HUB STILO COMFORT X A60 cod. 325.0656.947
AIR HUB STILO COMFORT X A90 cod. 325.0656.946




UV-C LAMP




SOUND PRO




REMOTE BLOWER



INTENSIVE SPEED



LED LIGHT



A+
ENERGY

(optional)

FEATURES	PERFORMANCE					ACCESSORIES
Finish	Speed	1	2	3	INT	Cod. 112.0157.243
• Stainless steel	Air capacity IEC point	290	460	610	710	F9 Charcoal filter
Controls	Pressure	390	470	530	540	Cod. 112.0185.276
Electronic	Input	130	165	210	250	FLL9 Charcoal filter
Lighting	Noise level	50	59	66	69	Long Lasting
2 LED lights						
Grease filter						
Cassettes dishwasher safe						
Ø of air outlet						
150 / 120 mm						
Width						
600 / 900						
Energy class						
B						





AIR TREATMENT



AIR TREATMENT SMART HOODS



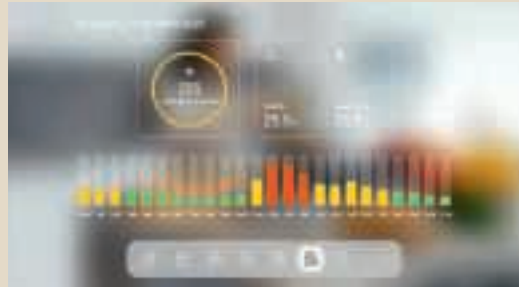
HOODS CONNECTED TO YOUR WORLD

All hoods in the AIR TREATMENT by Faber range fit an Air Quality Sensor. This innovative device monitors the air and activates suction if it detects the presence of allergens, pollutants or odours. By storing data on the Faber cloud, via an app that can be downloaded to smartphones, you can monitor the air quality at home at any time, even remotely.

K-AIR WITH INTEGRATED MONITOR

K-Air is an intelligent vertical hood with a built-in 21" monitor that can be controlled directly via the touchscreen or app. The exclusive Sensor Air Quality keeps the temperature, the percentage of humidity and the presence of volatile organic compounds (VOC and VOC), Carbon Monoxide and Nitrogen dioxide and methane under control in the domestic environment. The sensor activates the hood as soon as pollution thresholds are exceeded, primarily in the space where you cook.

THE IDEAL SOLUTION FOR YOUR **SMART HOME**



**MONITORS INDOOR AIR
QUALITY AND RESTORES
FRESH AIR IN YOUR
KITCHEN**



**YOUR FAVOURITE WEB PAGES
ACCESSIBLE ANYTIME,
CONNECTION TO YOUR
INTERNET BROWSER
(AVAILABLE ON K-AIR MODEL)**



**THANKS TO THE FABER
CLOUD, YOU CAN ACCESS
IT FROM ANYWHERE
AND CHECK YOUR HOME
ENVIRONMENT**



**ALL FUNCTIONS CAN ALSO
BE MANAGED VIA THE
FABER APP**



REMOTE **MANAGEMENT** TOO

THE IDEAL SOLUTION FOR YOUR SMART HOME.

The exclusive App is designed to monitor air quality in your kitchen and manage the hood remotely too, with simple and intuitive functions.



A RANGE THAT IS **ALWAYS CONNECTED**

AIR TREATMENT by Faber is a complete range comprised of vertical, ceiling, T-shape and built-in hood models. All the hoods are equipped with an Air Quality Sensor, connection to the Faber Cloud and can be controlled remotely via the App. In addition, the K-air model comes equipped with the exclusive 21.5 inch integrated monitor.



BI-AIR



C-AIR



IN-NOVA AIR



HEAVEN AIR



K-AIR



T-AIR



V-AIR



V-AIR FLAT

AIR TREATMENT

BI-AIR	87
C-AIR	86
K-AIR	77
T-AIR	85
V-AIR	80
V-AIR FLAT	81

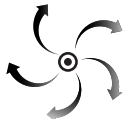


K-AIR

TECHNOLOGICAL PLUS



MOBILE APP VIA FABER CLOUD
Mobile APP via Faber Cloud keeps you informed through the dedicated app when it reaches unsafe conditions, allowing remote control too.



AIR QUALITY INDICATOR
constantly monitors Indoor Air Quality in your kitchen.



AUTO FUNCTION
it automatically sets and controls the aspiration phase to remove pollution and restore fresh air in your kitchen.



RECIPIES PLAY VIDEO
Full web browser and audio di users. Hear your favourite music or cooking assistant THROUGH (non true!) video recipes.



FULLY INTEGRATED WITH AMAZON ALEXA
Use voice control to switch on/off the hood, set aspiration level and control the lights.



CONNECTED TO YOUR HOME ADDITIONAL DEVICE
Connect your wi-fi / IP remote cameras. Always visible directly into your hood monitor.



MULTIPLE TIMER
Multiple Timer management.



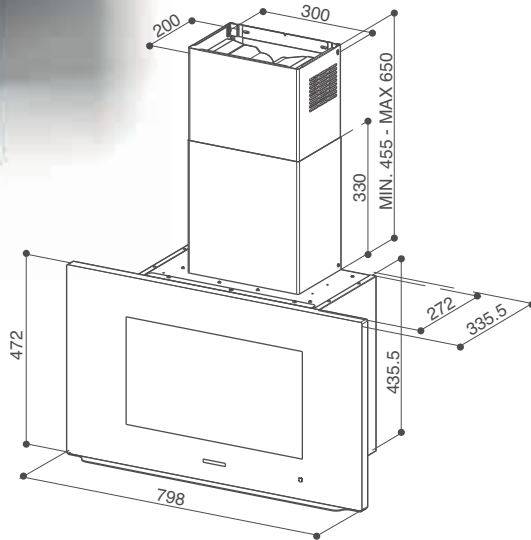
SHOW YOUR FAVORITE
Your favourite picture slideshow in the Kitchen.



TOUCH MONITOR 21.5
21.5 inches touch display.



TUNABLE WHITE
Set dimmerable white LED intensity.



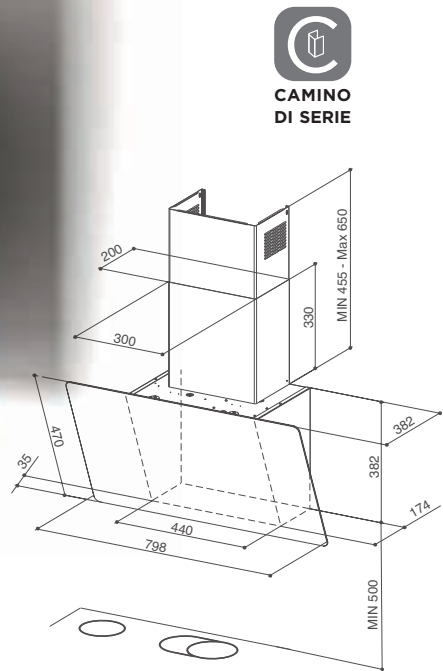
K-AIR

K-AIR TOUCH KL A80 cod. 330.0615.671




FEATURES		PERFORMANCE				ACCESSORIES
Finish	Speed	1	2	3	INT	Cod. 112.0157.240
• Black glass	Air capacity IEC point	280	400	580	740	F8 Charcoal filter
Controls	Pressure	450	510	550	560	Cod. 112.0158.127
Touch control	Input	150	200	240	250	FHP8 Charcoal filter High Performance
Lighting	Noise level	48	55	62	67	Cod. 112.0185.278
LED lights						FLL8 Charcoal filter Long Lasting
Grease filter						Cod. 112.0252.439
Cassettes dishwasher safe						Recycling version kit WH
Ø of air outlet						Cod. 112.0252.442
150 / 120 mm						Recycling version kit BK
Width						
800 mm						
Energy class						
A						





V-AIR

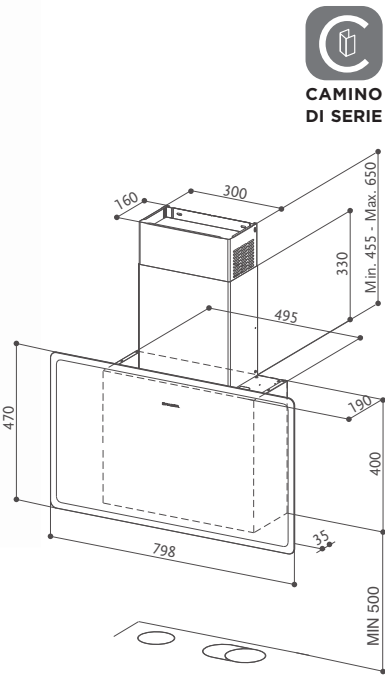
V-AIR KL A80 cod. 330.0615.685



(optional)



FEATURES	PERFORMANCE					ACCESSORIES
Finish	Speed	1	2	3	INT	Cod. 112.0157.240
•Black and light brown glass	Air capacity IEC point	300430 620 770				F8 Charcoal filter
Controls	Pressure	460 550 590 600				Cod. 112.0615.733
Touch control	Input	150 200 240 250				Remote control
Lighting	Noise level	48	56	63	68	Cod. 112.0252.439
LED lights						Recycling version kit WH
Grease filter						Cod. 112.0252.442
Cassettes dishwasher safe						Recycling version kit BK
Ø of air outlet						Cod. 112.0158.127
150 / 120 mm						FHP8 Charcoal filter High Performance
Width						Cod. 112.0185.278
800 mm						FLL8 Charcoal filter Long Lasting
Energy class						
A+						



V-AIR FLAT

V-AIR FLAT KL A80 cod. 330.0615.684

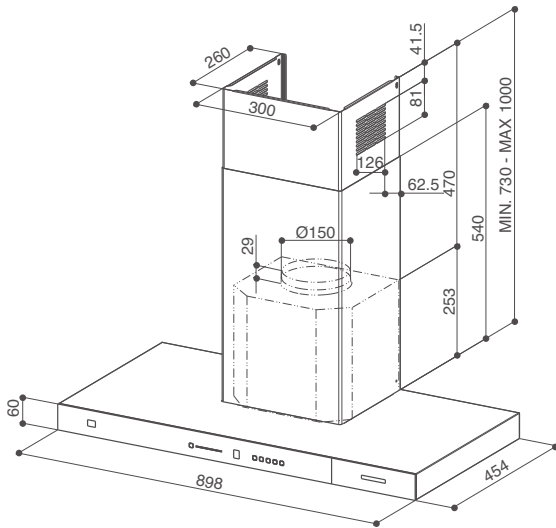


(optional)



FEATURES	PERFORMANCE					ACCESSORIES
Finish	Speed	1	2	3	INT	Cod. 112.0540.783
•Black and light brown glass	Air capacity IEC point	190 250 400 570				F22 Charcoal filter
Controls	Pressure	300 450 540 650				Cod. 112.0615.733
Touch control	Input	100 115 120 125				Remote control
Lighting	Noise level	52	58	67	73	
2 LED lights						
Grease filter						
Cassettes dishwasher safe						
Ø of air outlet						
150 / 120 mm						
Width						
800 mm						
Energy class						
A						





AIR TREATMENT

T-AIR

T-AIR KL A90 cod. 325.0615.702

FABER CLOUD

AIR QUALITY SENSOR

K-LINK

SOUND PRO

INTENSIVE SPEED

REMOTE CONTROL

LED LIGHT

(optional)

A+

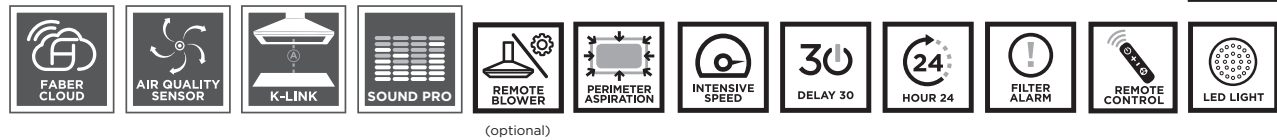
ENERGY

FEATURES	PERFORMANCE	ACCESSORIES
Finish	Speed 1 2 3 INT	Cod. 112.0157.243
• Black and light brown glass	Air capacity IEC point 280 420 600 750	F9 Charcoal filter
Controls	Pressure 450 540 580 590	Cod. 112.0615.733
Touch control	Input 150 200 240 250	Remote control
Lighting	Noise level 50 57 65 69	Cod. 112.0185.276
1 LED light bar		FLL9 Charcoal filter Long Lasting
Grease filter		Cod. 112.0157.271
Cassettes dishwasher safe		Splashback X 900 mm
Ø of air outlet		Cod. 112.0621.232
150 / 120 mm		Upper chimney kit BK MATT H990
Width		Cod. 112.0626.902
900 mm		Kit recycling wall T-Shape
Energy class		
A+		



C-AIR

C-AIR KL A90 cod. 350.0615.705



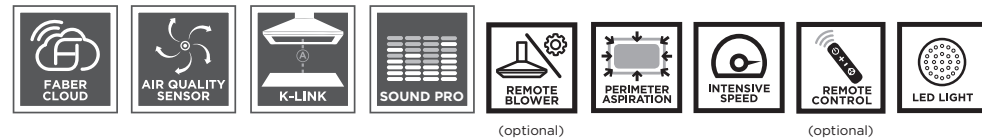
FEATURES	PERFORMANCE					ACCESSORIES
Finish	Speed	1	2	3	INT	Cod. 112.0157.240
• Black and light brown glass	Air capacity IEC point	290	430	610	770	F8 Charcoal filter
Controls	Pressure	460	550	590	600	Cod. 112.0158.127
Touch / Control touch	Input	150	200	240	250	FHP8 Charcoal filter High Performance
Lighting	Noise level	48	56	63	68	Cod. 112.0185.278
LED lights						FLL8 Charcoal filter Long Lasting
Grease filter						Cod. 112.0327.007
Cassettes dishwasher safe						ENERGY Remote blower kit
Ø of air outlet						
220 x 90 mm						
Width						
900 mm						
Energy class						
A						



BI-AIR

BI-AIR KL A52 cod. 305.0615.686

BI-AIR KL A70 cod. 305.0615.687



520 mm						700 mm					
FEATURES	PERFORMANCE					PERFORMANCE					ACCESSORIES
Finish	Speed	1	2	3	INT	Speed	1	2	3	INT	Cod. 112.0157.240
• Black and light brown glass	Air capacity IEC point	260	410	580	670	Air capacity IEC point	290	420	610	720	F8 Charcoal filter
Controls	Pressure	450	540	580	590	Pressure	460	550	590	600	Cod. 112.0615.733
Touch Control	Input	150	200	240	250	Input	150	200	240	250	Remote control
Lighting	Noise level	54	59	66	69	Noise level	47	56	64	68	Cod. 112.0158.127
1 LED light bar											FHP8 Charcoal filter High Performance
Grease filter											Cod. 112.0185.278
Cassettes dishwasher safe											FLL8 Charcoal filter Long Lasting
Ø of air outlet											Cod. 112.0327.007
150 / 120 mm											ENERGY Remote blower kit
Width											
520 / 700 mm											
Energy class											
B (520 mm)											
A (700 mm)											

ASPIRATION HOB

GALILEO	99
GALILEO 60	105
GALILEO SMART	103



GALILEO.

Simply genius.





THE MOST EFFICIENT.

The pinnacle of aesthetic perfection with the integration of cooktop and hood in a single product for outstanding performance.




THE MOST EFFECTIVE.

With its clever fluid-dynamic design, Galileo stands out for its high collection capacity of up to 6.6 metres per second. Even the most persistent cooking vapours and smells are eliminated in just a few minutes.



EASY TO USE.

The convenient and user-friendly touch slider controls allow you to adjust the cooking zones and the suction level with a simple action.



UNLEASH YOUR CREATIVITY.

The cooking zones can be activated in combined mode to use them together with the same level of power, ideal for cooking food in large pots.



EASY TO USE.

The cooktop surface is smooth and seamless allowing dirt to be removed in one simple step.




SPACE SAVING.

In the base cabinet Galileo has a smart drawer where you can easily storage cooking utensils.



MAXIMUM SAFETY IN THE KITCHEN.

Waterproof technology guarantees operation and safety even in the event of liquids spilling onto the cooktop. They do not interfere with the cooking and are collected in a special compartment below.



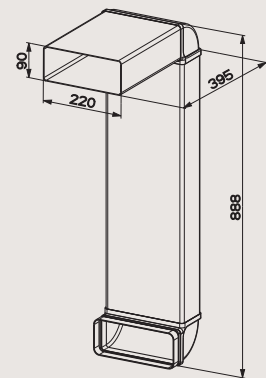
USEFUL

The grease filter is extremely efficient and is also functional because it works as the first barrier and can collect up to 0.5 litres of liquid. It is easily removable and dishwasher-safe.



GALILEO

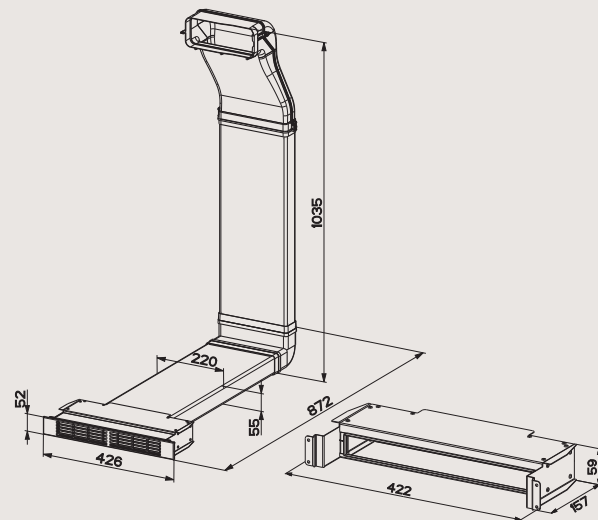
INSTALLATION KIT



DUCTING KIT SUITABLE FOR ALL GALILEO RANGE*

Ducting kit
cod. 112.0540.782

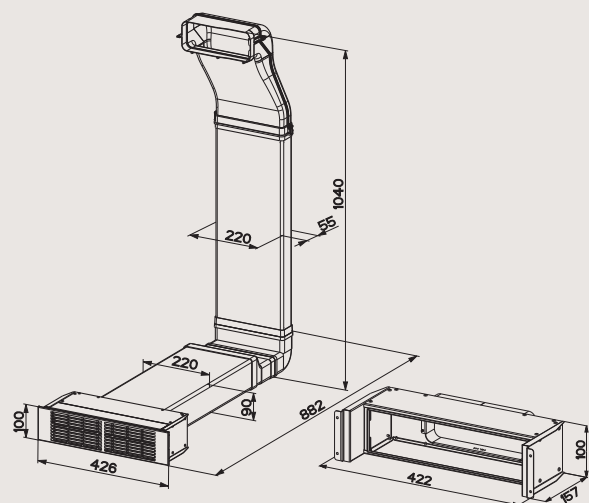
- 1 x flat duct, 200 x 90 x 300 mm
- 2 x vertical 90° bends, 220 x 90 mm
- 1 x flat duct, 200 x 90 x 700 mm
- 1 x duct adapter



KIT GALILEO 60*

Recycling kit H60
cod. 112.0626.656

- 2 x vertical flanges (rear and front) for connection to the motor
- 1 x flange with seal, 220 x 55 mm
- 2 x flat ducts, 220 x 55 x 60 mm
- 1 x vertical 90° bend, 220 x 55 mm
- Recycling kit H60




KIT GALILEO 60*

Recycling Kit H100
cod. 112.0626.657

- 2 x vertical flanges (rear and front) for connection to the motor
- 1 x flange with seal, 220 x 55 mm
- 1 flat duct, 220 x 55 x 60 mm
- 1 x vertical 90° bend, 220 x 55 mm
- 1 x flat reducer, 90-55 mm
- 1 x flat duct connector, 200 x 90 mm
- 1 x flat duct, 220 x 90 x 500 mm
- Recycling Kit H100

VENTING HOBS.

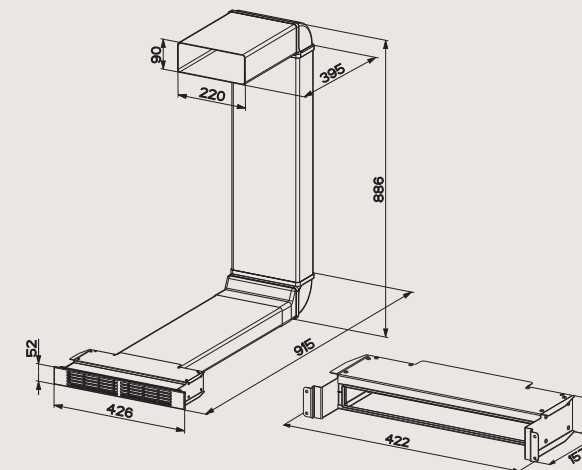
To install Galileo venting hobs, you will need to buy the relevant installation kit. Different kits are available, depending on your desired model and configuration, suction or filter. The details of each individual kit, with the components included in the packaging, are outlined below.



KIT GALILEO 80*

Recycling kit H60
cod. 112.0540.730

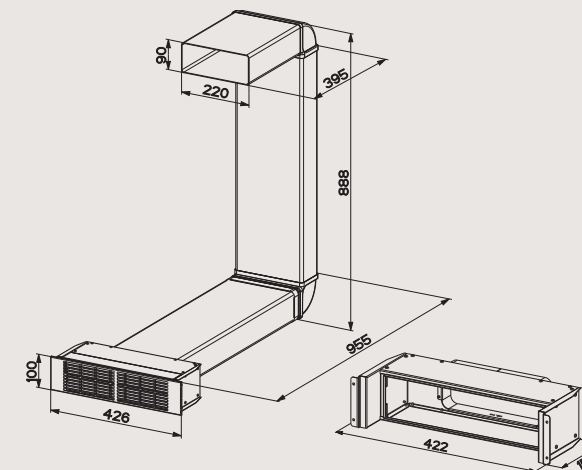
- 1 x flat duct, 200 x 90 x 300 mm
- 2 x vertical 90° bends, 220 x 90 mm
- 1 x flat duct, 200 x 90 x 700 mm
- 1 x flat reducer, 90-55 mm
- 1 flat duct, 220 x 55 x 60 mm
- Recycling kit H60



KIT GALILEO 80*

Recycling kit H100
cod. 112.0540.781

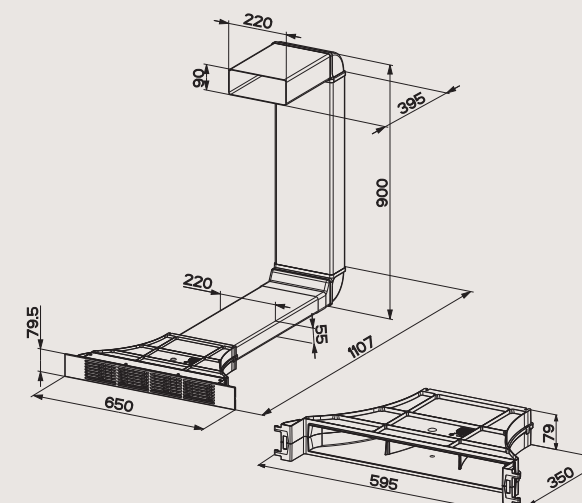
- 1 x flat duct, 200 x 90 x 300 mm
- 2 x vertical 90° bends, 220 x 90 mm
- 2 x flat ducts, 200 x 90 x 700 mm
- Recycling kit H100



KIT GALILEO 80*

Long lasting Recycling Kit H80
cod. 112.0605.735

- 1 x flat duct, 200 x 90 x 300 mm
- 2 x vertical 90° bends, 220 x 90 mm
- 1 x flat duct, 200 x 90 x 700 mm
- 1 x flat reducer, 90-55 mm
- 1 flat duct, 220 x 55 x 60 mm
- LL H80 kit

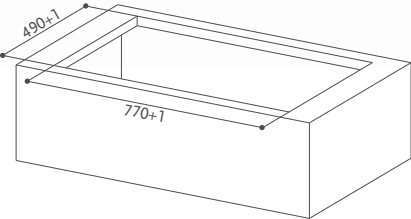


More information in the instruction manual on www.faberspa.com

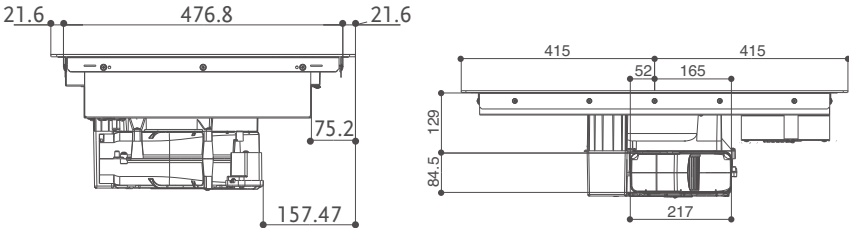
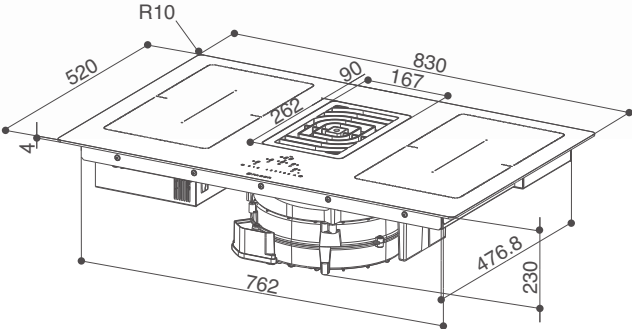
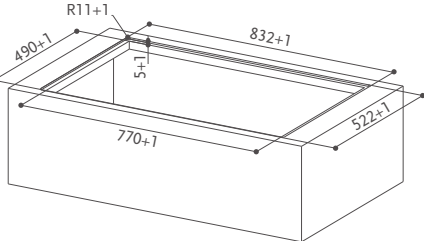


GALILEO CAN FIT IN 60/70 CM DEEP WORKTOP

STANDARD INSTALLATION



FLUSH FIT INSTALLATION



ABBINARE SEMPRE AL PIANO ASPIRANTE 1 DEI 3 KIT DI INSTALLAZIONE:

Ducting cod.112.0540.782



Rear ducting version installation



Lateral ducting version installation

Recycling

cod. 112.0540.730 60 - 80 mm height skirting board
cod. 112.0540.781 100 mm height skirting board



Front recycling version installation 60H and H100



GALILEO

GALILEO BK GLASS NG A830 cod. 340.0594.624



Discover the product video on our YouTube channel



FEATURES HOOD		PERFORMANCE HOOD						
Finish • Black glass / Cast iron grid		Speed	1	2	3	8	INT	BOOST
Controls Touch slider		Air capacity IEC point	245	285	350	505	550	700
Grease filter Cassettes dishwasher safe		Pressure	290	370	525	550	555	560
Ø of air outlet 220x90 mm		Input	35	45	65	130	140	220
Energy class A+++		Noise level	51	55	57	65	66	72
Suction speed 6.6 m/s								



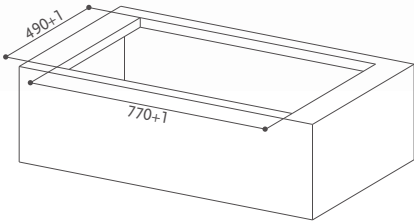
FEATURES INDUCTION HOB		FUNCTIONS INDUCTION HOB	
Finish • Black glass		Bridge zones	2
Product dimensions LxW (mm) 830x520		Power setting (stages)	9
Induction zone 4 2100-3700 W singola 4200-7400 W in ponte		Timer min-max	1-59 min.
Induction zone dimensions (mm) 230x210 single 460x210 bridge		Booster (P)	Yes
Controls Touch slider		Auto switch off	Yes
Power (W) 7400		Over temperature protection	Yes
Voltage (V) 220-240		Over current or voltage abnormality protection	Yes
Frequency (HZ) 50/60		Container detection system	Yes
		Automatic shutdown protection	Yes
		Power On indicator	Yes
		Childlook	Yes



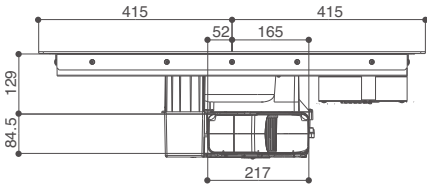
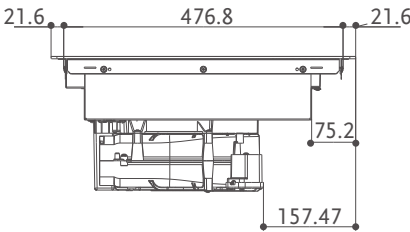
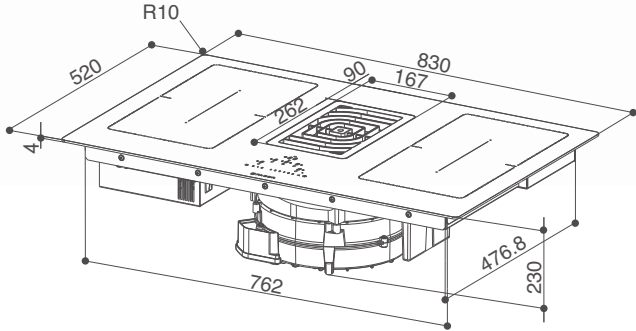
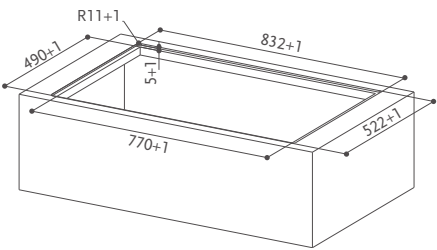


GALILEO CAN FIT IN 60/70 CM DEEP WORKTOP

STANDARD INSTALLATION



FLUSH FIT INSTALLATION



GALILEO SMART

GALILEO SMART BK F830 + KIT LL H80 cod. 340.0605.734 (integrated recycling kit)

GALILEO SMART BK GLASS A830 cod. 340.0577.694



FEATURES HOOD		PERFORMANCE HOOD						
Finish • Black glass / Cast iron grid		Speed 1 2 3 8 INT BOOST						
Controls Touch control		Air capacity IEC point 245 285 350 505 550 700						
Grease filter Autoportanti lavabili in lavastoviglie		Pressure 290 370 525 550 555 560						
Ø of air outlet 220x90 mm		Input 35 45 65 130 140 220						
Energy class A++		Noise level 51 55 57 65 66 72						
Suction speed 6.6 m/s								



FEATURES INDUCTION HOB		FUNCTIONS INDUCTION HOB	
Finish • Black glass		Bridge zones	2
Product dimensions LxW (mm) 830x520		Power setting (stages)	9
Induction zone 4 2100-3000 W single 3000-3700 W bridged		Timer min-max	1-59 min.
Induction zone dimensions (mm) 210x190 single 210x390 bridged		Booster (P)	Yes
Controls Touch control		Auto switch off	Yes
Max Power (W) 7400		Over temperature protection	Yes
Voltage (V) 220-240		Over current or voltage abnormality protection	Yes
Frequency (HZ) 50/60		Container detection system	Yes
ADJUSTABLE ABSORPTION SETTING ON 4 POWER LEVELS (KW)		Automatic shutdown protection	Yes
		Power On indicator	Yes
		Childlook	Yes
		Power management	Yes

• 2,8
• 3,5
• 4,5
• 7,4

ALWAYS COMBINE TO GALILEO SMART BK cod. 340.0577.694 1 OF THE 3 INSTALLATION KIT:

Ducting cod.112.0540.782



Rear ducting version installation Lateral ducting version installation

Recycling
cod. 112.0540.730 60 - 80 mm height toe kick
cod. 112.0540.781 100 mm height toe kick



Front recycling version installation H60 and H100

GALILEO SMART BK F830 + KIT LL H80 cod. 340.0605.734 includes long lasting filtering kit

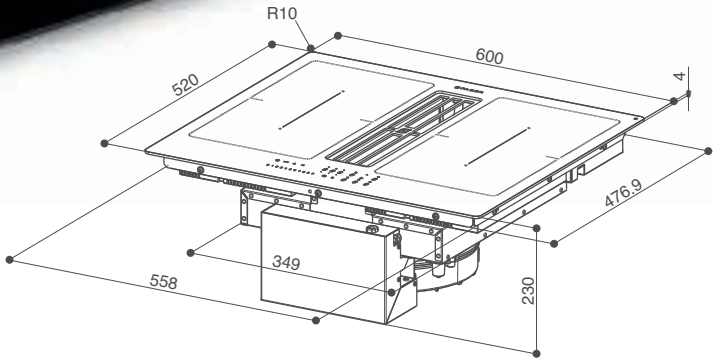


Front recycling version installation H80

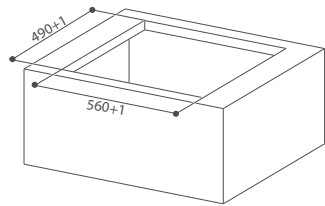
further specications in the accessory sessions



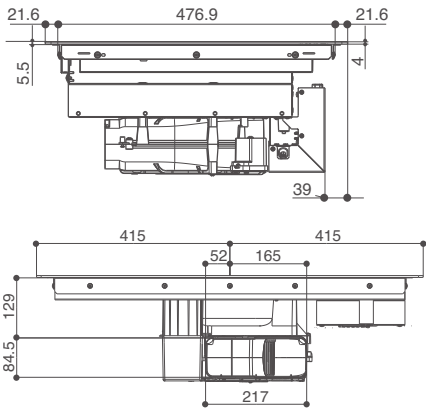
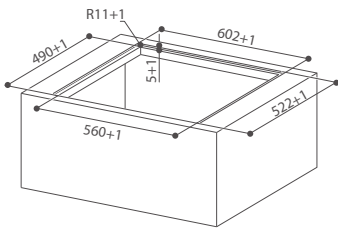
GALILEO CAN FIT IN 60/70 CM DEEP WORKTOP



STANDARD INSTALLATION



FLUSH FIT INSTALLATION



ALWAYS COMBINE TO GALILEO SMART BK A600 cod. 340.0627.227 1 OF THE 3 INSTALLATION KIT:

Ducting cod.112.0540.782



Rear ducting version installation

Recycling
cod. 112.0626.657 - 100 mm height toe kick
cod. 112.0626.656 - 60-80 mm / height toe kick



Front recycling version installation H60 and H100

GALILEO SMART BK F600 + KIT LL H60
cod. 340.0627.228 includes Long Lasting Filtering Kit



Front recycling version installation H60

further specications in the accessory sessions

GALILEO 60

GALILEO SMART BK F600 + KIT LL H80 cod. 340.0627.228 (integrated recycling kit)

GALILEO SMART BK A600 cod. 340.0627.227



FEATURES HOOD		PERFORMANCE HOOD										
Finish • Black glass / Steel grid		Speed 1 2 3 4 5 6 7 8 9 BOOST										
Controls Touch control		Air capacity IEC point 230 270 310 350 380 451 440 470 500 630										
Grease filter Cassettes dishwasher safe		Pressure 280 370 500 570 580 590 600 610 620 630										
Ø of air outlet 220x55 mm		Input 40 50 60 75 85 100 110 115 125 220										
Energy class A++		Noise level 49 51 55 57 60 62 63 64 65 71										
Suction speed 8.8 m/s												



FEATURES INDUCTION HOB		FUNCTIONS INDUCTION HOB	
Finish • Black glass		Bridge zones	2
Product dimensions LxW (mm) 600x520		Power setting (stages)	9
Induction zone 4 2100-3000 W single 3000-3700 W bridged		Timer min-max	1-59 min.
Induction zone dimensions (mm) 210x190 single 210x390 bridged		Booster (P)	Yes
Controls Touch control		Auto switch off	Yes
Max Power (W) 7400		Over temperature protection	Yes
Voltage (V) 220-240		Over current or voltage abnormality protection	Yes
Frequency (HZ) 50/60		Container detection system	Yes
		Automatic shutdown protection	Yes
		Power On indicator	Yes
		Childlook	Yes
		Power manegement	Yes

ADJUSTABLE ABSORPTION SETTING ON 4 POWER LEVELS (KW)

• 2,8 • 4,5
• 3,5 • 7,4

The form and precious materials of our wall hood designs have been carefully studied to be visually pleasant and to last over time. They utilise powerful motorisation and refined aspiration systems to guarantee clean air and silence.

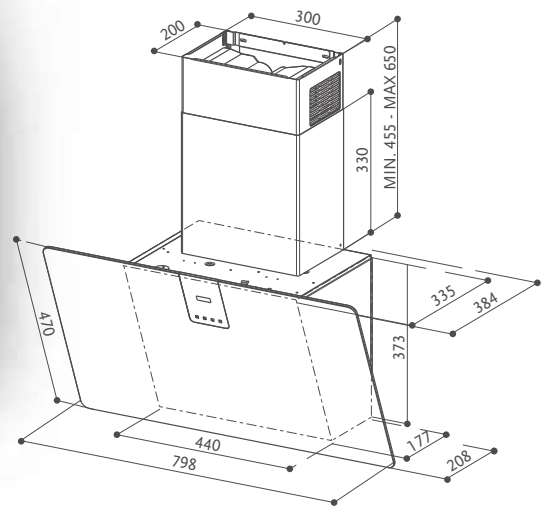
Our hoods provide useful special functions for a clean environment, to keep your home under control, to leave you free to manage creativity in your kitchen.

WALL

AIR HUB	65
AIR HUB GLASS	64
AGORÀ	201
BELLA SILENCE	168
CHLOÈ	187
CHLOÈ XL	189
COCKTAIL	155
CUBIA PLUS	181
CYLINDRA	179
CYLINDRA GLOSS PLUS	178
DAISY PLUS	153
ECLIPSE	180
FOOD SET	194
GLAM-FIT	145
GLAM FIT ZERO DRIP	123
GLAM FIT ZERO DRIP PLUS	115
GLAM-LIGHT	149
GLAM LIGHT ZERO DRIP	121
GLAM LIGHT ZERO DRIP PLUS	117
GRÈXIA	152
KIT SHELF	195
LITHOS	183
LUFT	167
NICE	173
ONYX-T	159
ONYX-V	127
PREMIO CORNER/SP	175
PYANA	135
RANCH	202
RANCH CORNER	203
RAY	174
SOFT EDGE	110
SOFT SLIM	111
SOLARIS	177
STILO CORNER	176
STILO COMFORT	169
STILO DX-SX	172
STILO GLASS SMART	170
STILO SMART	171
SYNTHESIS	197
T-DARK	162
T-LIGHT	163
TALÌKA	139
TENDER	196
TRENDY	199
THEA	193
TWEET	154
TWICE	131
VALUE	198
VEIL	141
WEST	200



Nero Ingo



To be installed at a minimum distance from the hob of 50 cm.

SOFT EDGE

SOFT EDGE GRIGIO LONDRA A80 cod. 330.0597.527
SOFT EDGE BIANCO KOS A80 cod. 330.0597.528
SOFT EDGE NERO INGO A80 cod. 330.0597.526



FEATURES	PERFORMANCE					ACCESSORIES
Finish • FENIX NTM Grigio Londra - Grey • FENIX NTM Bianco Kos - White • FENIX NTM Nero Ingo - Black	Speed	1	2	3	INT	Cod. 112.0157.240 F8 Charcoal filter
Controls Touch control	Air capacity IEC point	300 430 620 770				Cod. 112.0252.439 Recycling version kit WH
Lighting LED lights	Pressure	460 550 590 600				Cod. 112.0252.442 Recycling version kit BK
Grease filter Cassettes dishwasher safe	Input	150 200 240 250				Cod. 112.0158.127 FHP8 Charcoal filter High Performance
Ø of air outlet 150 / 120 mm	Noise level	48	56	63	68	Cod. 112.0185.278 FLL8 Charcoal filter Long Lasting
Width 800 mm						
Energy class A+						

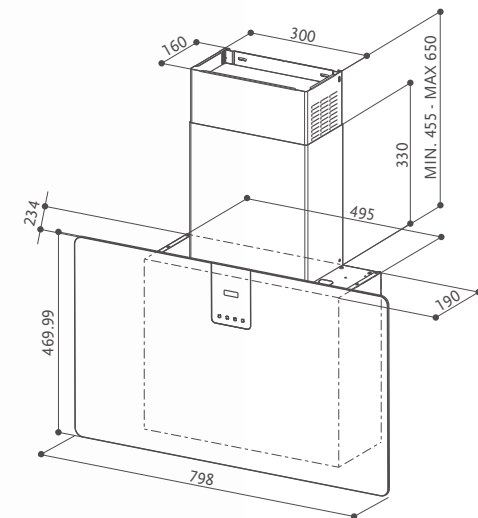
Bianco Kos
Chimney finish: white



Grigio Londra
Chimney finish: black



Bianco Kos



To be installed at a minimum distance from the hob of 50 cm.

SOFT SLIM

SOFT SLIM GRIGIO LONDRA A80 cod. 330.0597.524
SOFT SLIM BIANCO KOS A80 cod. 330.0597.525
SOFT SLIM NERO INGO A80 cod. 330.0597.506




FEATURES	PERFORMANCE					ACCESSORIES
Finish • FENIX NTM Grigio Londra - Grey • FENIX NTM Bianco Kos - White • FENIX NTM Nero Ingo - Black	Speed	1	2	3	INT	Cod. 112.0540.783 F22 Charcoal filter
Controls Touch control	Air capacity IEC point	190 250 400 570				
Lighting 2 LED lights	Pressure	300 450 540 650				
Grease filter Cassettes dishwasher safe	Input	100 115 120 125				
Ø of air outlet 150 / 120 mm	Noise level	52	58	67	73	
Width 800 mm						
Energy class A						

Nero Ingo
Chimney finish: black



Grigio Londra
Chimney finish: black





Black glass flint
Chimney finish: black



Sand glass matt
Chimney finish: white



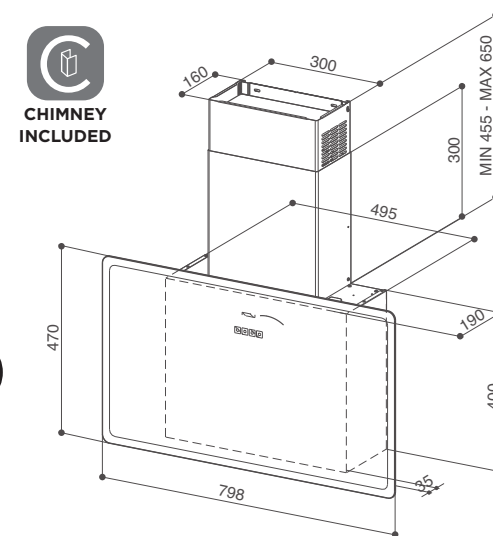

Dusty blue glass matt
Chimney finish: white



ELEGANCE AND DESIGN

Simply touch the exclusive “Zero Drip” button to activate the heaters located on the glass and inside the hood and actively prevent the formation of droplets of condensation, even in long cooking sessions.

The special matte surface and glossy details add an accent of elegant design in the best contemporary style.

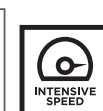



GLAM FIT ZERO DRIP PLUS

GLAM FIT ZERO DRIP PLUS SAND M A80 cod. 330.0615.736

GLAM FIT ZERO DRIP PLUS DB M A80 cod. 330.0615.737

GLAM FIT ZERO DRIP PLUS BK M KL A80 cod. 330.0615.738*



FEATURES	PERFORMANCE				ACCESSORIES	
Finish <div><ul style="list-style-type: none">• Sand glass matt• Dusty blue glass matt• Black glass matt</div>	Speed	1	2	3	INT	Cod. 112.0540.78 F22 Charcoal filter
	Air capacity IEC point	180	270	390	530	
	Pressure	320	460	540	630	
	Input	100	110	115	125	
	Noise level	54	57	67	74	
Controls <div>Touch control</div>						
Lighting <div>2 LED lights</div>						
Grease filter <div>Cassettes dishwasher safe</div>						
Ø of air outlet <div>150 / 120 mm</div>						
Width <div>800 mm</div>						
Energy class <div>A</div>						



Black glass matt
Chimney finish: black



Sand glass matt
Chimney finish: white

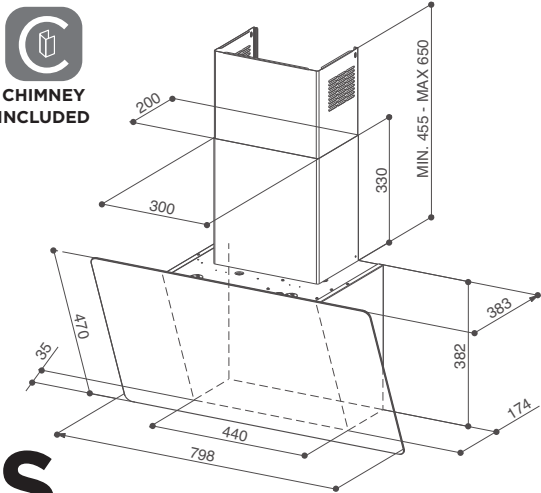

Dusty blue glass matt
Chimney finish: white

ELEGANCE AND DESIGN
Simply touch the exclusive “Zero Drip” button to activate the heaters located on the glass and inside the hood and actively prevent the formation of droplets of condensation, even in long cooking sessions. The special matte surface and glossy details add an accent of elegant design in the best contemporary style.

GLAM LIGHT ZERO DRIP PLUS

GLAM LIGHT ZERO DRIP PLUS S M A80 cod. 330.0615.681
GLAM LIGHT ZERO DRIP PLUS DB M A80 cod. 330.0615.734

GLAM LIGHT ZERO DRIP PLUS BK M KL A80 cod. 330.0615.735*



FEATURES	PERFORMANCE					ACCESSORIES
Finish <div><div>• Sand glass matt</div><div>• Dusty blue glass matt</div><div>• Black glass matt</div></div>	Speed	1	2	3	INT	Cod. 112.0157.240 <div>F8 Charcoal filter</div>
	Air capacity IEC point	290	420	600	740	Cod. 112.0158.127 <div>FHP8 Charcoal filter High Performance</div>
Controls <div>Touch control</div>	Pressure	450	540	560	580	Cod. 112.0185.278 <div>FLL8 Charcoal filter Long Lasting</div>
Lighting <div>LED lights</div>	Input	150	200	240	250	Cod. 112.0252.439 <div>Recycling version kit WH</div>
Grease filter <div>Cassettes dishwasher safe</div>	Noise level	48	56	63	68	Cod. 112.0252.442 <div>Recycling version kit BK</div>
Ø of air outlet <div>150 / 120 mm</div>						
Width <div>800 mm</div>						
Energy class <div>A</div>						





Sand glass
Chimney finish: white



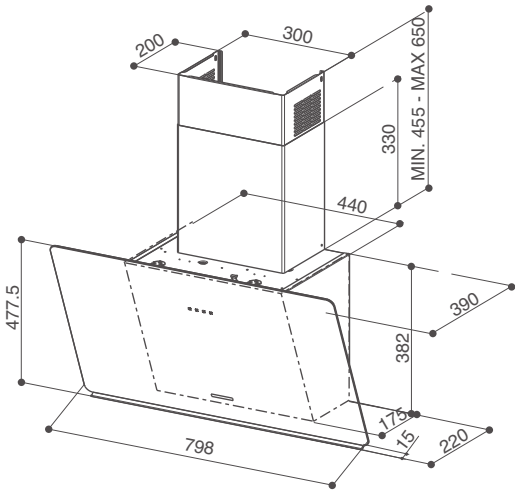
Dusty blue glass
Chimney finish: white



Black glass
Chimney finish: black



Zero Drip technology guarantees an effective anti-drip action in daily use by using a special aluminium element to collect the condensation that may form on the surface of the hood during cooking sessions.



WALL

GLAM LIGHT ZERO DRIP

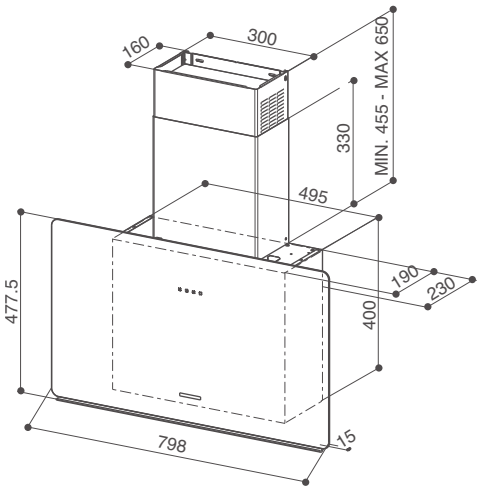
GLAM LIGHT ZERO DRIP SAND A80 cod. 330.0615.674
GLAM LIGHT ZERO DRIP DB A80 cod. 330.0615.675
GLAM LIGHT ZERO DRIP BK A80 cod. 330.0615.676



FEATURES		PERFORMANCE					ACCESSORIES
Finish		Speed	1	2	3	INT	Cod. 112.0157.240
• Sand glass • Dusty blue glass • Black glass		Air capacity IEC point	320	490	640	750	F8 Charcoal filter
Controls		Pressure	390	490	640	750	Cod. 112.0252.439
Touch control		Input	130	165	210	250	Recycling version kit WH
Lighting		Noise level	49	58	64	67	Cod. 112.0252.442
LED lights							Recycling version kit BK
Grease filter							Cod. 112.0158.127
Cassettes dishwasher safe							FHP8 Charcoal filter High Performance
Ø of air outlet							Cod. 112.0185.278
150 / 120 mm							FLL8 Charcoal filter Long Lasting
Width							
800 mm							
Energy class							
B							



Zero Drip technology guarantees an effective anti-drip action in daily use by using a special aluminium element to collect the condensation that may form on the surface of the hood during some cooking phases.



WALL

GLAM FIT ZERO DRIP

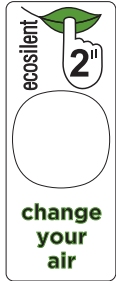

GLAM FIT ZERO DRIP SAND 80 cod. 330.0615.654
GLAM FIT ZERO DRIP DB 80 cod. 330.0615.655
GLAM FIT ZERO DRIP BK 80 cod. 330.0615.657



FEATURES		PERFORMANCE					ACCESSORIES
Finish		Speed	1	2	3	INT	Cod. 112.0540.783 F22 Charcoal filter
• Sand glass • Dusty blue glass • Black glass		Air capacity IEC point	190	250	400	570	
Controls		Pressure	300	450	540	650	
Touch control		Input	100	115	120	125	
Lighting		Noise level	52	58	67	73	
2 LED lights							
Grease filter							
Cassettes dishwasher safe							
Ø of air outlet							
150 / 120 mm							
Width							
800 mm							
Energy class							
A							

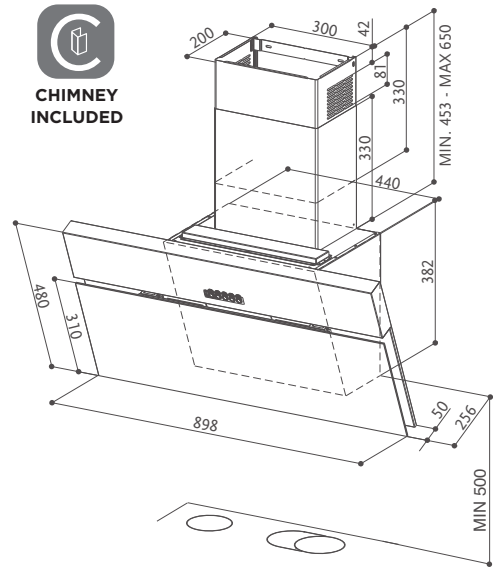


Black glass / Stainless steel



A++
52 DB(A) MAX CAPACITY
ECO FUNCTION:
change of air with minimum
consumption and maximum
silence.

THE POWER OF SILENCE.
A vertical hood with elegant, essential design on the outside and amazing innovation inside. Onyx-V features SIL & STILL technology to ensure a continuous exchange of air in the kitchen, in complete silence and with very low consumption. Is it on or off ? The only way to know the hood is working is the green function indicator, which turns off automatically after 24 hours. The impressive suction power and amazing silence of Onyx-V creates the ultimate comfort in your home. Onyx-V is as efficient as it is silent, and is rated energy class A++.



To be installed at a minimum distance from the hob of **50 cm**.

ONYX-V

ONYX-V X/V A90 cod. 330.0543.437

SIL & STILL

BRUSHLESS

SOUND PRO

PERIMETER ASPIRATION

BOOST

INTENSIVE SPEED

REMOTE CONTROL

LED LIGHT

(optional)

A++

ENERGY

FEATURES	PERFORMANCE	ACCESSORIES
Finish • Black Glass/ Stainless steel	Speed 1 2 3 INT BOOST	Cod. 112.0157.240 F8 Charcoal filter
Controls Squarcle touch	Air capacity IEC point 220 330 375 590 740	Cod. 112.0158.127 FHP8 Charcoal filter High Performance
Lighting 2 LED lights	Pressure 480 500 510 540 600	Cod. 112.0185.278 FLL8 Charcoal filter Long Lasting
Grease filter Cassettes dishwasher safe	Input 60 70 80 90 170	Cod. 112.0615.733 Remote control
Ø of air outlet 150 / 120 mm	Noise level 40 48 51 62 66	
Width 900 mm		
Energy class A++		



Stainless steel / Black matt
chimney finish: inox

900 mm



Black glass / Stainless steel
chimney finish: inox

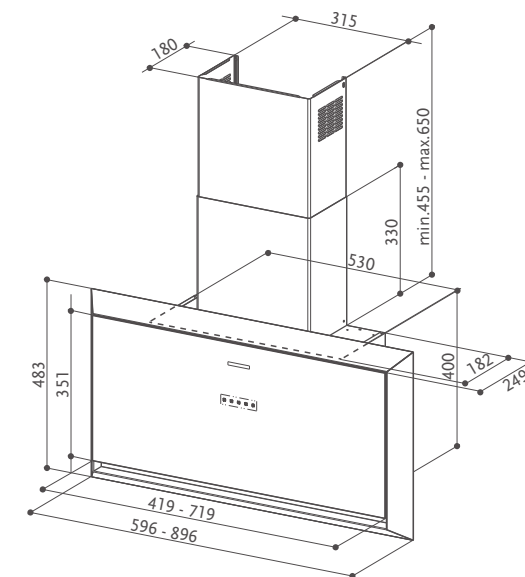


600 mm



FLAT ON THE OUTSIDE, ARIES TECHNOLOGY ON THE INSIDE. TWICE AS UNIQUE.

Twice is the perfect fusion of design and performance. This flat vertical hood is the work of the designer who created the acclaimed Talika hood, and his unmistakable style emerges clearly from its rigorously essential lines. The glass from which it is made gives Twice the appearance of a latest-generation touch screen device. The hood's elegant, refined body encloses innovative, precision technology – a brand new Aries blower for superior suction. Maximum performance with minimum noise from a Faber masterpiece available in two different colours.



WALL

TWICE

TWICE ARIES X/BK MATT A60 cod. 330.0541.076
TWICE ARIES X/BK MATT A90 cod. 330.0541.073

TWICE ARIES BK GLASS/X A60 cod. 330.0541.074
TWICE ARIES BK GLASS/X A90 cod. 330.0541.075



(optional)



FEATURES	PERFORMANCE						ACCESSORIES
Finish • Stainless steel / Black matt • Black glass / Stainless steel	Speed	1	2	3	INT	BOOST	Cod. 112.0540.783
Controls Squarcle touch	Air capacity IEC point	180	250	430	500	610	F22 Charcoal filter (order 2 pieces)
Lighting LED lights	Pressure	220	290	500	510	540	Cod. 112.0615.733
Grease filter Cassettes dishwasher safe	Input	50	70	140	150	280	Remote control
Ø of air outlet 150 / 120 mm	Noise level	40	45	57	61	66	
Width 600 / 900 mm							
Energy class A+							
Blowers 2							





Black gloss / Black glass



White gloss / White glass



Black gloss / Black glass



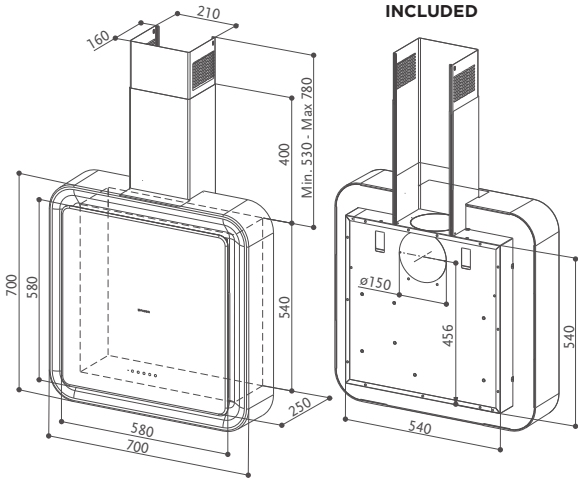
White gloss / White glass

UNCOMPROMISING
TECHNOLOGY AND DESIGN BY
COLOMBO FOR A HOOD THAT
GOES BEYOND INNOVATION.

The Pyana hood is the result of reinforced collaboration between Faber and the internationally recognized designer Carlo Colombo. This vertical hood defines the ultimate in style and performance. Pyana features a precious, glossfinish body with gently rounded corners and an internal glass panel with an exclusive opening system. The hood is available in two colour variants. Customers can also choose between two advanced blower technologies: The Nautilus or the new Aries, both grant to deliver superb efficiency with minimum consumption and, of course, maximum comfort.



Glossy chamfer on all frontalperimeter



PYANA

PYANA ARIES WH A70 cod. 335.0541.003
PYANA ARIES BK/BK GLASS A70 cod. 335.0541.004



FEATURES		PERFORMANCE						ACCESSORIES
Finish • Black gloss / Black glass • White gloss / White glass		Speed 1 2 3 INT BOOST						Cod. 112.0540.783
Controls Squarcle touch		Air capacity IEC point 180 250 435 620 750						F22 Charcoal filter (order 2 pieces)
Lighting LED lights		Pressure 210 280 490 520 550						Cod. 112.0615.733
Grease filter Cassettes dishwasher safe		Input 55 65 130 145 280						Remote control
Ø of air outlet 150 / 120 mm		Noise level 40 45 57 66 70						
Width 700 mm								
Energy class A+								
Blowers 2								





Dark grey matt - DG MATT
chimney finish: RAL design 000 85 00

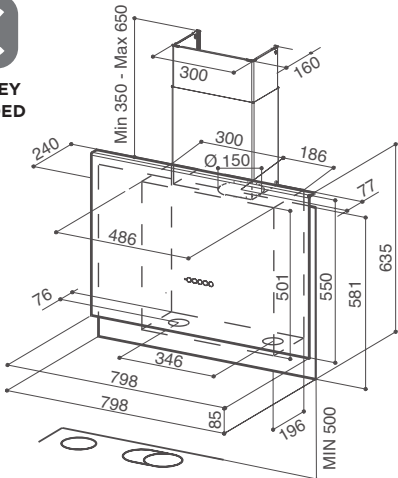


IMPROVING PERFECT
IS POSSIBLE!

Faber's famous vertical hood is re-inventing its role as “window over the hob” by adopting the latest Nautilus technology. The new Nautilus blower not only improves performance but makes Talika an even more desirable addition to your kitchen by reducing noise. New comfort from a lightweight, and ultra slim hood now available in new finishes.



Chimney finish:
RAL Design 000 85 00



To be installed at a minimum distance from the hob of 50 cm.

TALÌKA

TALÌKA OC A80 cod. 330.0540.784
TALÌKA CT A80 cod. 330.0540.785

TALÌKA DG MATT A80 cod. 330.0543.972
TALÌKA DGC A80 cod. 330.0540.786



(optional)



Old copper - OC
chimney finish:
RAL design 000 85 00



Cross titanium - CT
chimney finish:
RAL design 000 85 00



Dark grey concrete - DGC
chimney finish:
RAL design 000 85 00



FEATURES	PERFORMANCE					ACCESSORIES
Finish • Old copper • Cross titanium • Dark grey concrete • Dark grey matt	Speed	1	2	3	INT	Cod. 112.0540.783 F22 Charcoal filter
Controls Squarcle touch	Air capacity IEC point	200	300	410	560	Cod. 112.0615.733 Remote control
Lighting LED lights	Pressure	360	470	560	650	
Grease filter Cassettes dishwasher safe	Input	100	110	120	135	
Ø of air outlet 150 / 120 mm	Noise level	51	59	66	72	
Width 800 mm						
Energy class A						

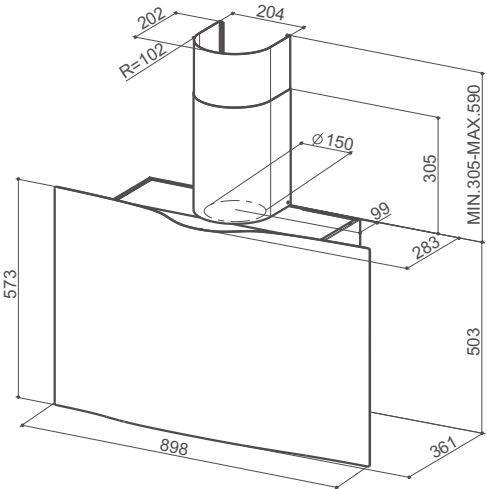


White matt - chimney finish: white matt



Black matt - chimney finish: stainless steel

White - chimney finish: stainless steel



WALL

VEIL

VEIL WH MATT A90 cod. 110.0324.952
VEIL WH A90 cod. 110.0324.953
VEIL BK A90 cod. 110.0324.954

SOUND PRO

REMOTE BLOWER

INTENSIVE SPEED

LED LIGHT

(optional)



FEATURES		PERFORMANCE					ACCESSORIES
Finish		Speed	1	2	3	INT	Cod. 112.0157.240
• White matt		Air capacity					F8 Charcoal filter
• White		IEC point	290	410	600	740	Cod. 112.0327.007
• Black matt		Pressure	450	510	550	560	ENERGY Remote blower kit
Controls		Input	150	200	240	250	Cod. 112.0158.127
Electronic		Noise level	47	55	63	68	FHP8 Charcoal filter High Performance
Lighting							Cod. 112.0185.278
2 LED lights							FLL8 Charcoal filter Long Lasting
Grease filter							
Cassettes dishwasher safe							
Ø of air outlet							
150 / 120 mm							
Width							
900 mm							
Energy class							
A+							



Black glass
800 mm



White glass



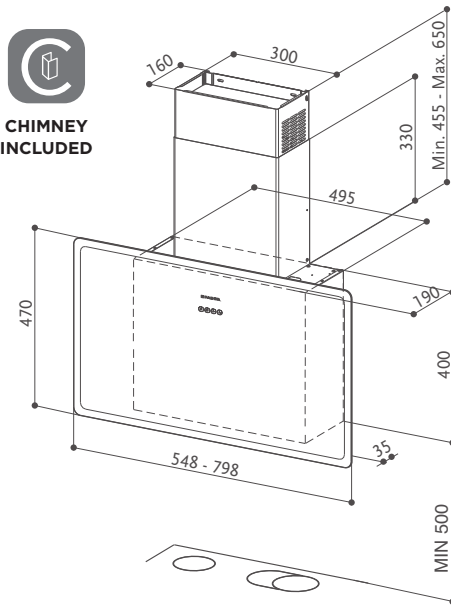
550 mm



550 mm



A VERTICAL HOOD WITH THE LATEST NAUTILUS TECHNOLOGY.
Glamour by name and nature, the Glam-Fit hood is defined by a minimal, contemporary style that shows elegance in every detail. Its clean, essential lines, complemented by a glass surface and an elegant clear surround, add refinement to any kitchen and conceal Faber's exclusive Nautilus technology. The first ever completely flat, vertical glass hood, Glam-Fit also features an ultra-thin body of only 15 cm. Impressive performance and miserly consumption place it in energy efficiency class A. Glam-Fit comes in two finishes, black and white, both equally striking and typically Faber. Glam-Fit is also available in a “small” 55 cm version.



To be installed at a minimum distance from the hob of 50 cm.


GLAM-FIT

GLAM FIT 80 BK cod. 330.0528.269
GLAM FIT 55 BK cod. 330.0528.270
GLAM FIT 80 WH cod. 330.0528.302
GLAM FIT 55 WH cod. 330.0528.301

**NAUTILUS**

**INTENSIVE SPEED**

**LED LIGHT**

**REMOTE CONTROL**

(optional only for grey version)

**A**
ENERGY

FEATURES	PERFORMANCE					ACCESSORIES
Finish <ul style="list-style-type: none">• Black glass• Grey glass• White glass	Speed	1	2	3	INT	Cod. 112.0540.783
Controls Touch control	Air capacity IEC point	190	250	400	570	F22 Charcoal filter
Lighting 2 LED lights	Pressure	300	450	540	650	Cod. 112.0615.733
Grease filter Cassettes dishwasher safe	Input	100	115	120	125	Remote control
Ø of air outlet 150 / 120 mm	Noise level	52	58	67	73	
Width 550 / 800 mm						
Energy class A						





White/Warm gray 3C - WH/WG
chimney finish: white



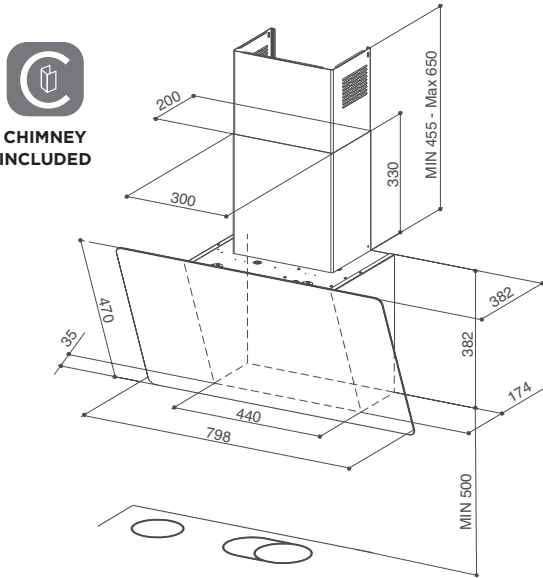
Dark grey/Light grey - DG/LG
chimney finish: black



White/Transparent - WH/T
chimney finish: white



Warm gray 1C/Warm gray 3C - WG1C/WG3C
chimney finish: white



To be installed at a minimum
distance from the hob of 50 cm.

GLAM-LIGHT

GLAM-LIGHT EV8+ WH/WG A80 cod. 110.0456.116
GLAM-LIGHT EV8+ DG/LG A80 cod. 110.0456.119
GLAM-LIGHT EV8+ WG1C/WG3C A80 cod. 110.0456.142
GLAM-LIGHT EV8+ WH/T A80 cod. 110.0456.143

SOUND PRO

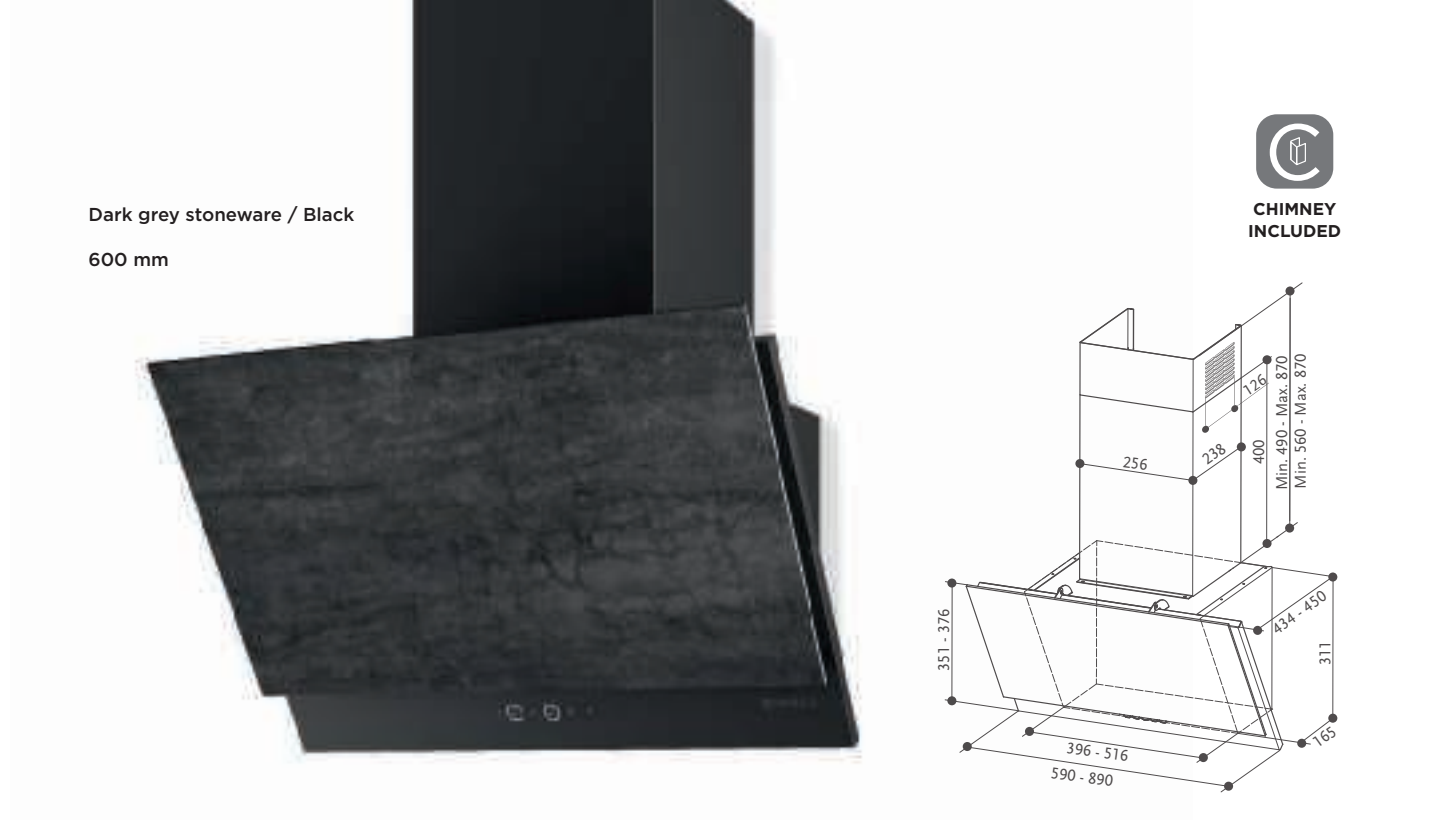
INTENSIVE SPEED

LED LIGHT

A+ ENERGY

FEATURES	PERFORMANCE					ACCESSORIES
Finish	Speed	1	2	3	INT	Cod. 112.0157.240
• White glass / Warm gray 3C • Dark grey glass / Light grey • Warm gray 1C glass / Warm gray 3C • White glass / Transparent	Air capacity IEC point	300	430	620	770	F8 Charcoal filter
Controls	Pressure	460	550	590	600	Cod. 112.0252.439
Touch control	Input	150	200	240	250	Recycling version kit WH
Lighting	Noise level	48	56	63	68	Cod. 112.0252.442
LED lights						Recycling version kit BK
Grease filter						Cod. 112.0158.127
Cassettes dishwasher safe						FHP8 Charcoal filter High Performance
Ø of air outlet						Cod. 112.0185.278
150 / 120 mm						FLL8 Charcoal filter Long Lasting
Width						
800 mm						
Energy class						
A+						






Dark grey stoneware / Black
600 mm



GRÈXIA

GRÈXIA GRES DG/BK A60 cod. 330.0543.464
GRÈXIA GRES DG/BK A90 cod. 330.0543.465


GRÈXIA GRES LG/X A60 cod. 330.0543.467
GRÈXIA GRES LG/X A90 cod. 330.0543.468



(optional)

FEATURES	PERFORMANCE					ACCESSORIES
Finish	Speed	1	2	3	INT	Cod. 112.0157.240
• Dark grey stoneware / Black • Light grey stoneware / Stainless steel	Air capacity IEC point	300 480 620 690				F8 Charcoal filter
Controls	Pressure	340 430 470 480				Cod. 112.0615.733
Squarcle touch	Input	145 180 230 250				Remote control
Lighting	Noise level	53	64	69	72	Cod. 112.0158.127
2 LED Lighting						FHP8 Charcoal filter High Performance
Grease filter						Cod. 112.0185.278
Cassettes dishwasher safe						FLL8 Charcoal filter Long Lasting
Ø of air outlet						
150 / 120 mm						
Width						
600 / 900 mm						
Energy class						
C						

Light grey stoneware /
Stainless steel
600 mm



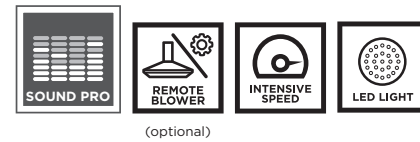
Black glass



DAISY PLUS

DAISY + BK A55 cod. 330.0612.373
DAISY + BK A80 cod. 330.0612.374

DAISY + WH A55 cod. 330.0612.375
DAISY + WH A80 cod. 330.0612.371



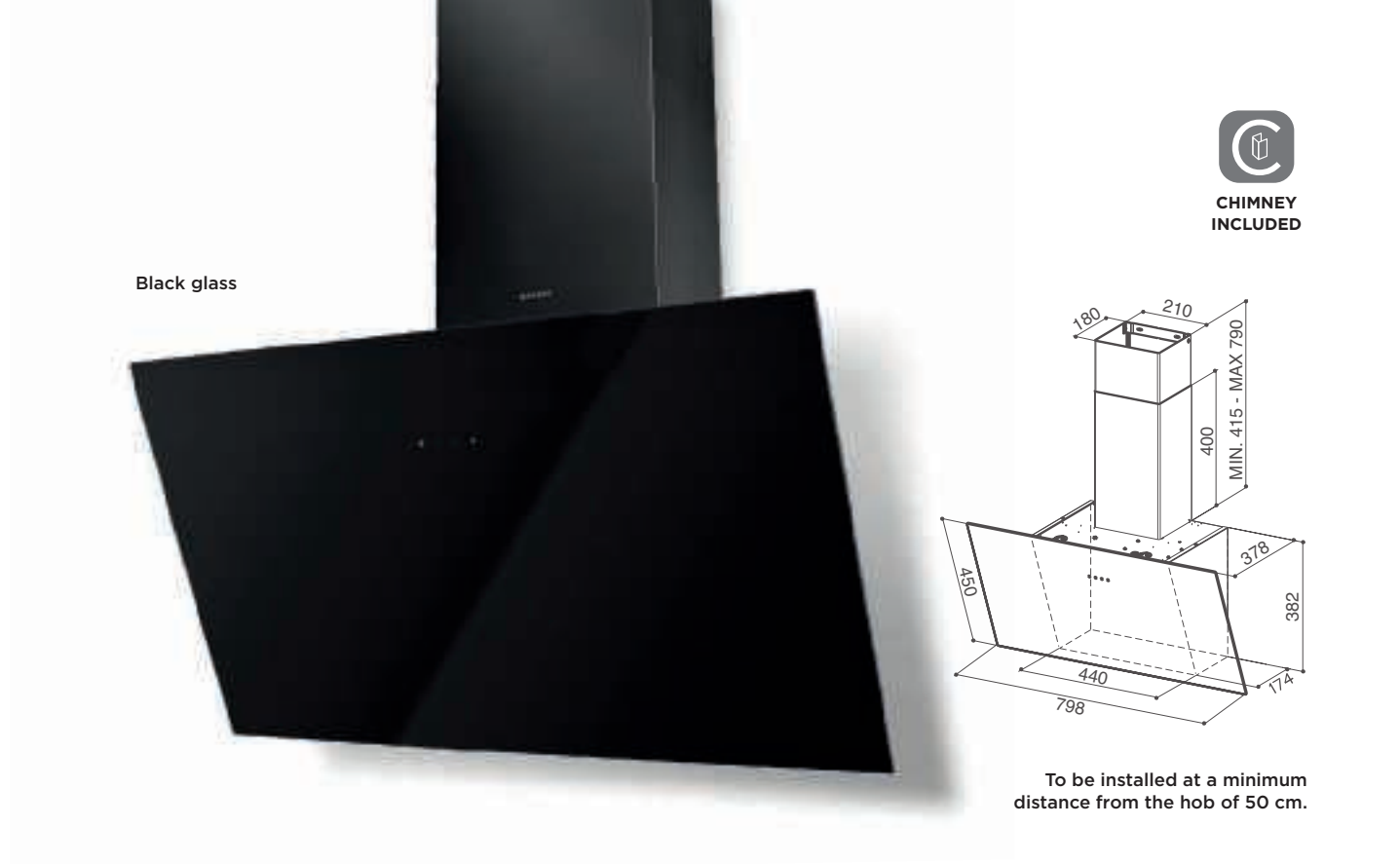
(optional)



FEATURES	PERFORMANCE					ACCESSORIES
Finish	Speed	1	2	3	INT	Cod. 112.0327.007
• Black glass • White glass	Air capacity IEC point	300 430 620 770				ENERGY Remote blower kit
Controls	Pressure	460 550 590 600				Cod. 112.0157.240
Touch control	Input	150 200 240 250				F8 Charcoal filter
Lighting	Noise level	48	56	63	68	Cod. 112.0327.632
2 LED lights						Recycling version kit X
Grease filter						Cod. 112.0158.127
Cassettes dishwasher safe						FHP8 Charcoal filter High Performance
Ø of air outlet						Cod. 112.0185.278
150 / 120 mm						FLL8 Charcoal filter Long Lasting
Width						
550 / 800 mm						
Energy class						
A+						


White glass



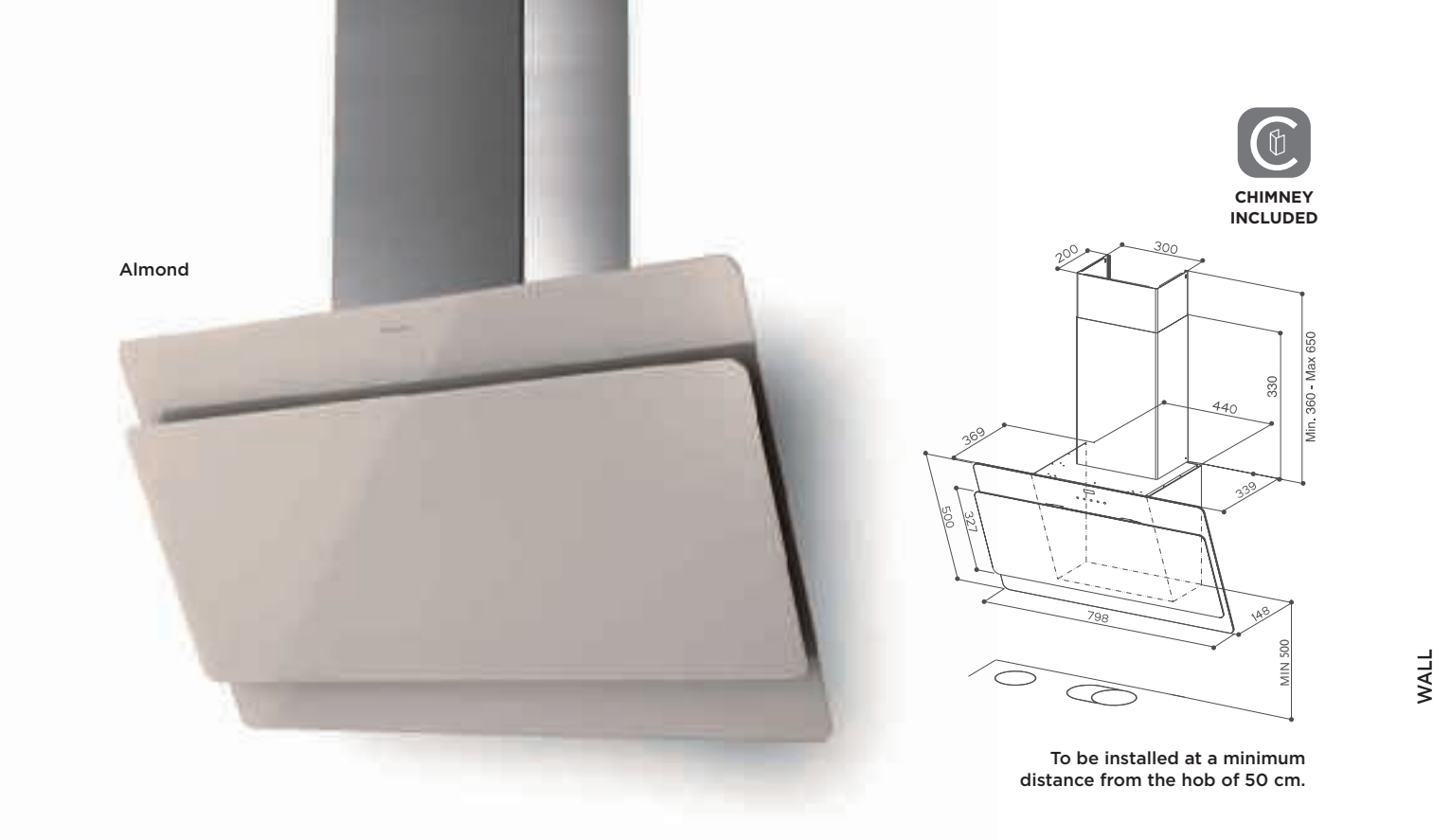


TWEET

TWEET EV8 LED BK A80 cod. 330.0529.666
TWEET EV8 LED WH A80 cod. 330.0529.667

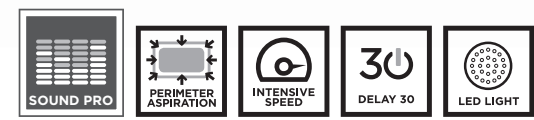


FEATURES	PERFORMANCES	ACCESSORIES
Finish • Black glass • White glass	Speed 1 2 3 INT	Cod. 112.0157.240 F8 Charcoal filter
Controls Touch control	Air capacity IEC point 300 460 610 710	Cod. 112.0158.127 FHP8 Charcoal filter High Performance
Lighting 2 LED lights	Pressure 390 460 500 530	Cod. 112.0252.439 Recycling version kit WH
Grease filter Cassettes dishwasher safe	Input 130 165 210 250	Cod. 112.0252.442 Recycling version kit BK
Ø of air outlet 150 / 120 mm	Noise level 51 59 64 67	Cod. 112.0185.278 FLL8 Charcoal filter Long Lasting
Width 800 mm		
Energy class B		



COCKTAIL

COCKTAIL BK EV8 A80 cod. 110.0252.427
COCKTAIL WH EV8 A80 cod. 110.0252.428
COCKTAIL ALMOND EV8 A80 cod. 110.0364.606



FEATURES	PERFORMANCE	ACCESSORIES
Finish • White glass • Black glass • Warm gray 3C	Speed 1 2 3 INT	Cod. 112.0157.240 F8 Charcoal filter
Controls Touch control	Air capacity IEC point 320 490 640 750	Cod. 112.0250.289 Chimney kit X
Lighting 2 LED lights	Pressure 390 470 530 540	Cod. 112.0250.290 Chimney kit BK
Grease filter Cassettes dishwasher safe	Input 130 165 210 250	Cod. 112.0252.439 Recycling version kit WH
Ø of air outlet 150 / 120 mm	Noise level 49 58 64 67	Cod. 112.0252.442 Recycling version kit BK
Width 800 mm		Cod. 112.0158.127 FHP8 Charcoal filter High Performance
Energy class B		Cod. 112.0185.278 FLL8 Charcoal filter Long Lasting



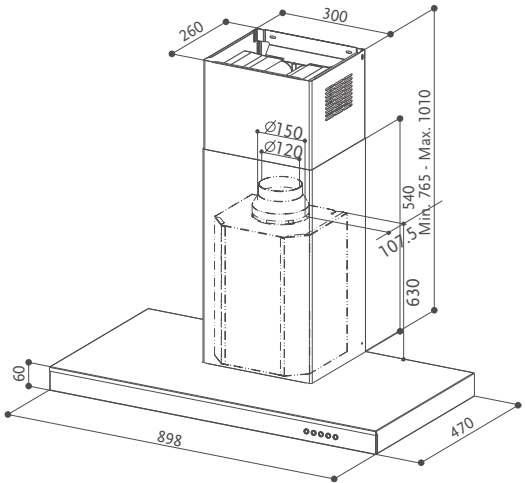




**AS SILENT AND PRECIOUS
AS PURE AIR**

Onyx-T is the quietest of all T-Shape hoods and guaranteed to surprise which allows an ultra silent mode. The hood's stylish design conceals FABER's exclusive SIL & STILL technology which allows functioning in ultra-silent mode at a sound level of less than 40 dB(A). Maximum comfort, minimum energy consumption and complete freedom to enjoy your home thanks to a special function that continuously exchanges air.

This Eco funcion switches off automatically after 24 hours. What more can we say? Faber technology leaves you speechless!



ONYX-T

ONYX-T X/V A90 cod. 325.0541.070

SIL & STILL

BRUSHLESS

SOUND PRO


BOOST

INTENSIVE SPEED

REMOTE CONTROL

LED LIGHT

(optional)

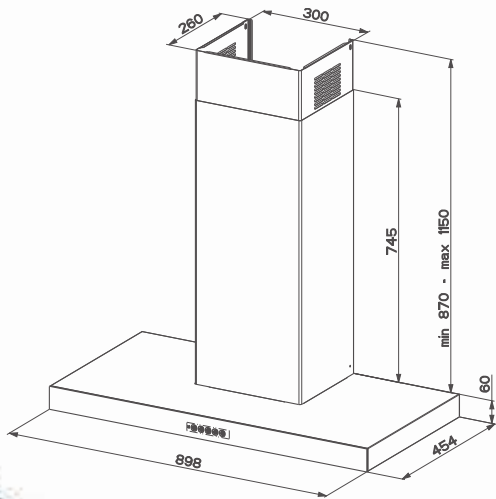


**A++
52 DB(A) MAX CAPACITY**

ECO FUNCTION:
change of air with minimum consumption and maximum silence.

FEATURES	PERFORMANCE	ACCESSORIES
Finish • Stainless steel / Black Glass	Speed 1 2 3 INT BOOST	Cod. 112.0157.243
Controls Squarcle touch	Air capacity IEC point 260 310 370 590 740	F9 Charcoal filter
Lighting LED light	Pressure 480 490 510 540 550	Cod. 112.0615.733
Grease filter Stainless steel cassettes dishwasher safe	Input 60 70 80 90 170	Remote control
Ø of air outlet 150 / 120 mm	Noise level 44 48 51 62 67	Cod. 112.0185.276
Width 900 mm		FLL9 Charcoal filter Long Lasting
Energy class A++		Cod. 112.0626.902
		Kit recycling wall t-shape





T-DARK

T-DARK A90 NG cod. 325.0652.937

SOUND PRO

REMOTE BLOWER

INTENSIVE SPEED

FILTER ALARM

REMOTE CONTROL

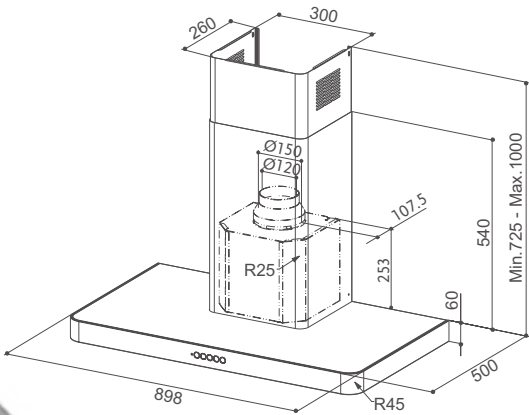
LED LIGHT

(optional)

(optional)



FEATURES	PERFORMANCE					ACCESSORIES
Finish	Speed	1	2	3	INT	Cod. 112.0157.243
• Black stainless steel	Air capacity IEC point	270 350 450 780				F9 Charcoal filter
Controls	Pressure	460 510 560 590				Cod. 112.0615.733
Squarcle Touch	Input	165 200 240 270				Remote control
Lighting	Noise level	48	54	60	71	Cod. 112.0327.007
LED lights						ENERGY Remote blower kit
Grease filter						Cod. 112.0185.276
Cassettes dishwasher safe						FLL9 Charcoal filter Long Lasting
Ø of air outlet						Cod. 112.0626.902
150 / 120 mm						Kit recycling wall t-shape
Width						
800 mm						
Energy class						
A++						



T-LIGHT

T-LIGHT EV8+ X A90 cod. 110.0456.267

T-LIGHT EV8+ WH MATT A90 cod. 110.0456.269

SOUND PRO

PERIMETER ASPIRATION

INTENSIVE SPEED

REMOTE CONTROL

LED LIGHT

(optional)



FEATURES	PERFORMANCE					ACCESSORIES
Finish	Speed	1	2	3	INT	Cod. 112.0157.243
• Stainless steel • White matt	Air capacity IEC point	270 410 580 700				F9 Charcoal filter
Controls	Pressure	450 510 550 560				Cod. 112.0615.733
Squarcle touch	Input	150 200 240 250				Remote control
Lighting	Noise level	50	57	65	68	Cod. 112.0185.276
Perimeter LED light						FLL9 Charcoal filter Long Lasting
Grease filter						Cod. 112.0626.902
Cassettes dishwasher safe						Kit filtrante t-shape parete
Ø of air outlet						
150 / 120 mm						
Width						
900 mm						
Energy class						
A						

White matt







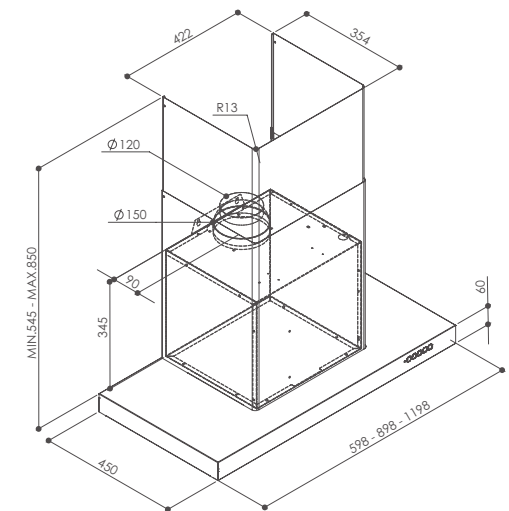

900 mm



1200 mm

EXCLUSIVE, CONDENSATION-FREE COMFORT

With the Steam Off System, an exclusive Faber technology, in addition to the suction phase, the hood is not only capturing air but even blowing air creating a vortex that helps convey the steam. This stops condensation on the product and on the cabinets. DOUBLE AIR ACTION TO COMPLETELY ELIMINATE CONDENSATION.



WALL

LUFT

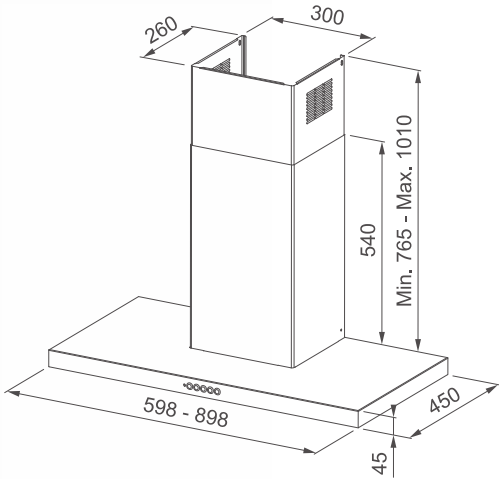
LUFT X A60 cod. 325.0482.910
LUFT X A90 cod. 110.0456.293
LUFT X A120 cod. 325.0482.952



(optional)





FEATURES		PERFORMANCE					ACCESSORIES
Finish		Speed	1	2	3	INT	Cod. 112.0459.452
• Stainless steel		Air capacity IEC point	290	420	560	710	F16 Charcoal filter
Controls		Pressure	420	480	510	540	Cod. 112.0615.733
Squarcle touch		Input	200	220	260	280	Remote control
Lighting		Noise level	48	57	63	68	
LED lights							
Grease filter							
Stainless steel cassettes dishwasher safe							
Ø of air outlet							
150 mm							
Width							
600 / 900 / 1200 mm							
Energy class							
A							





BELLA SILENCE


BELLA SILENCE X A60 cod. 325.0658.632
BELLA SILENCE X A90 cod. 325.0658.631


SOUND PRO


REMOTE BLOWER
(optional)


INTENSIVE SPEED


REMOTE CONTROL
(optional)

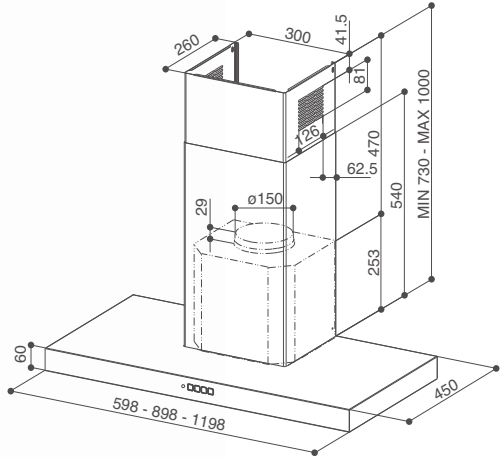

LED LIGHT



FEATURES	PERFORMANCE					ACCESSORIES
Finish	Speed	1	2	3	INT	Cod. 112.0157.243
• Stainless steel	Air capacity IEC point	285 365 470 750				F9 Charcoal filter
Controls	Pressure	450 490 510 560				Cod. 112.0615.733
Squarcle touch	Input	180 220 260 310				Remote control
Lighting	Noise level	48 53 57 68				Cod. 112.0157.252
2 LED lights						Upper chimney kit X
Grease filter						Cod. 112.0327.007
Cassettes dishwasher safe						ENERGY Remote blower kit
Ø of air outlet						Cod. 112.0185.276
150 / 120 mm						FLL9 Charcoal filter Long Lasting
Width						Cod. 112.0626.902
600 / 900 mm						Kit recycling wall T-Shape
Energy class						
A+						




White matt





STILO COMFORT


STILO COMFORT X A60 cod. 325.0615.637
STILO COMFORT X A90 cod. 325.0615.636
STILO COMFORT X A120 cod. 325.0615.638
STILO COMFORT BK MATT A60 cod. 325.0618.791
STILO COMFORT BK MATT A90 cod. 325.0618.783


STILO COMFORT BK MATT A120 cod. 325.0618.787
STILO COMFORT WH MATT A60 cod. 325.0618.789
STILO COMFORT WH MATT A90 cod. 325.0618.740
STILO COMFORT WH MATT A120 cod. 325.0618.790


SOUND PRO


HIGH FILTERING
KIT (optional)


REMOTE BLOWER
(optional)


INTENSIVE SPEED


LED LIGHT

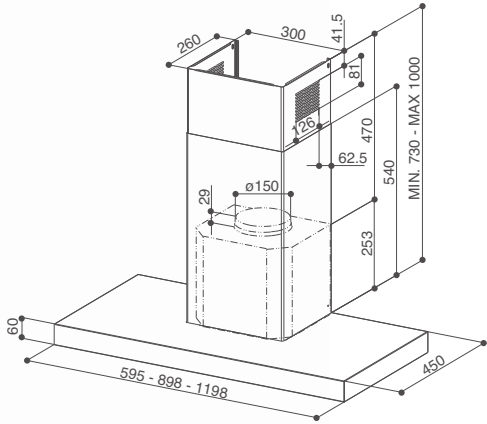
FEATURES	PERFORMANCE					ACCESSORIES
Finish • Stainless steel • Black matt • White matt	Speed	1	2	3	INT	Cod. 112.0157.243 F9 Charcoal filter
Controls Electronic	Air capacity IEC point	290 460 610 710				Cod. 112.0157.252 Upper chimney kit X
	Pressure	390 470 530 540				Cod. 112.0327.007 ENERGY Remote blower kit
Lighting 2 LED lights	Input	130 165 210 250				
	Noise level	50 59 66 69				Cod. 112.0185.276 FLL9 Charcoal filter Long Lasting
Grease filter Cassettes dishwasher safe						
Ø of air outlet 150 / 120 mm						
Width 600 / 900 / 1200 mm						
Energy class B						

Black matt



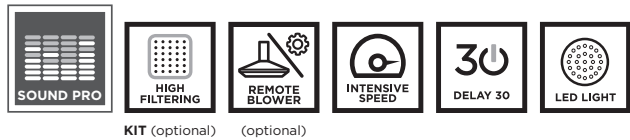
Stainless steel



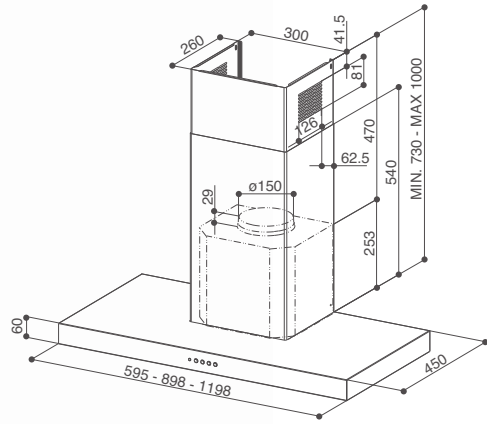


STILO GLASS SMART

STILO GLASS SMART X/V A60 cod. 325.0617.017
STILO GLASS SMART X/V A90 cod. 325.0617.016




FEATURES	PERFORMANCE					ACCESSORIES
Finish	Speed	1	2	3	INT	Cod. 112.0157.243
• Stainless steel / black glass	Air capacity IEC point	290	460	610	710	F9 Charcoal filter
Controls	Pressure	390	470	530	540	Cod. 112.0327.631
Touch control	Input	130	165	210	250	HFH Filter kit
Lighting	Noise level	50	59	66	69	Cod. 112.0185.276
2 LED lights						FLL9 Charcoal filter Long Lasting
Grease filter						Cod. 112.0626.902
Cassettes dishwasher safe						Kit recycling wall T-Shape
Ø of air outlet						
150 / 120 mm						
Width						
600 / 900 mm						
Energy class						
B						



STILO SMART

STILO SMART X A60 cod. 325.0615.633
STILO SMART X A90 cod. 325.0615.635
STILO SMART X A120 cod. 325.0615.634




FEATURES	PERFORMANCE				ACCESSORIES
Finish • Stainless steel	Speed	1	2	3	Cod. 112.0157.243
Controls Electronic	Air capacity IEC point	230	320	430	F9 Charcoal filter
Lighting 2 LED lights	Pressure	220	240	250	Cod. 112.0157.252
Grease filter Cassettes dishwasher safe	Input	85	95	115	Upper chimney kit X
Ø of air outlet 150 / 120 mm	Noise level	53	60	67	Cod. 112.0327.007
Width 600 / 900 / 1200 mm					ENERGY Remote blower kit
Energy class C					Cod. 112.0327.631
					HFH Filter kit
					Cod. 112.0185.276
					FLL9 Charcoal filter Long Lasting
					Cod. 112.0626.902
					Kit recycling wall T-Shape

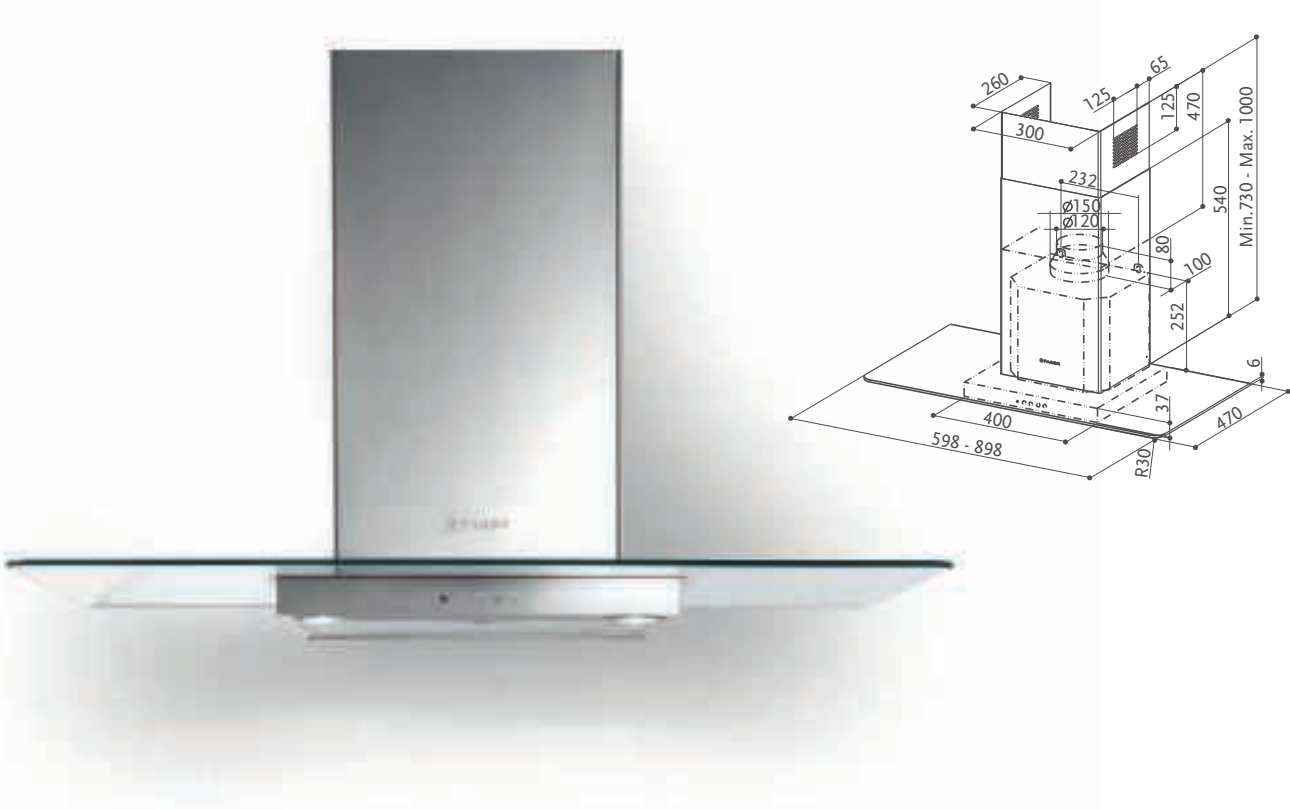


STILO DX-SX

STILO SRM SX/SP A90 cod. 325.0518.927
STILO SRM DX/SP A90 cod. 325.0518.928
STILO SRM SX/SP A120 cod. 325.0518.929
STILO SRM DX/SP A120 cod. 325.0518.930




FEATURES	PERFORMANCE			ACCESSORIES	
Finish • Stainless steel	Speed	1	2	3	Cod. 112.0157.243 F9 Charcoal filter
Controls Electronic	Air capacity IEC point	230	320	430	Cod. 112.0157.252 Upper chimney kit X
Lighting 2 LED lights	Pressure	220	240	250	Cod. 112.0157.288 1 Baffl e filter kit X (order 3 kits for 900 mm version 4 kits for 1200 mm version)
Grease filter Cassettes dishwasher safe	Input	85	95	115	Cod. 112.0157.271 Splashback X 900 mm
Ø of air outlet 150 / 120 mm	Noise level	53	60	67	Cod. 112.0327.631 HFH Filter kit
Width 900 / 1200 mm					Cod. 112.0185.276 FLL9 Charcoal filter Long Lasting
Energy class C					Cod. 112.0626.902 Kit recycling wall T-Shape



NICE

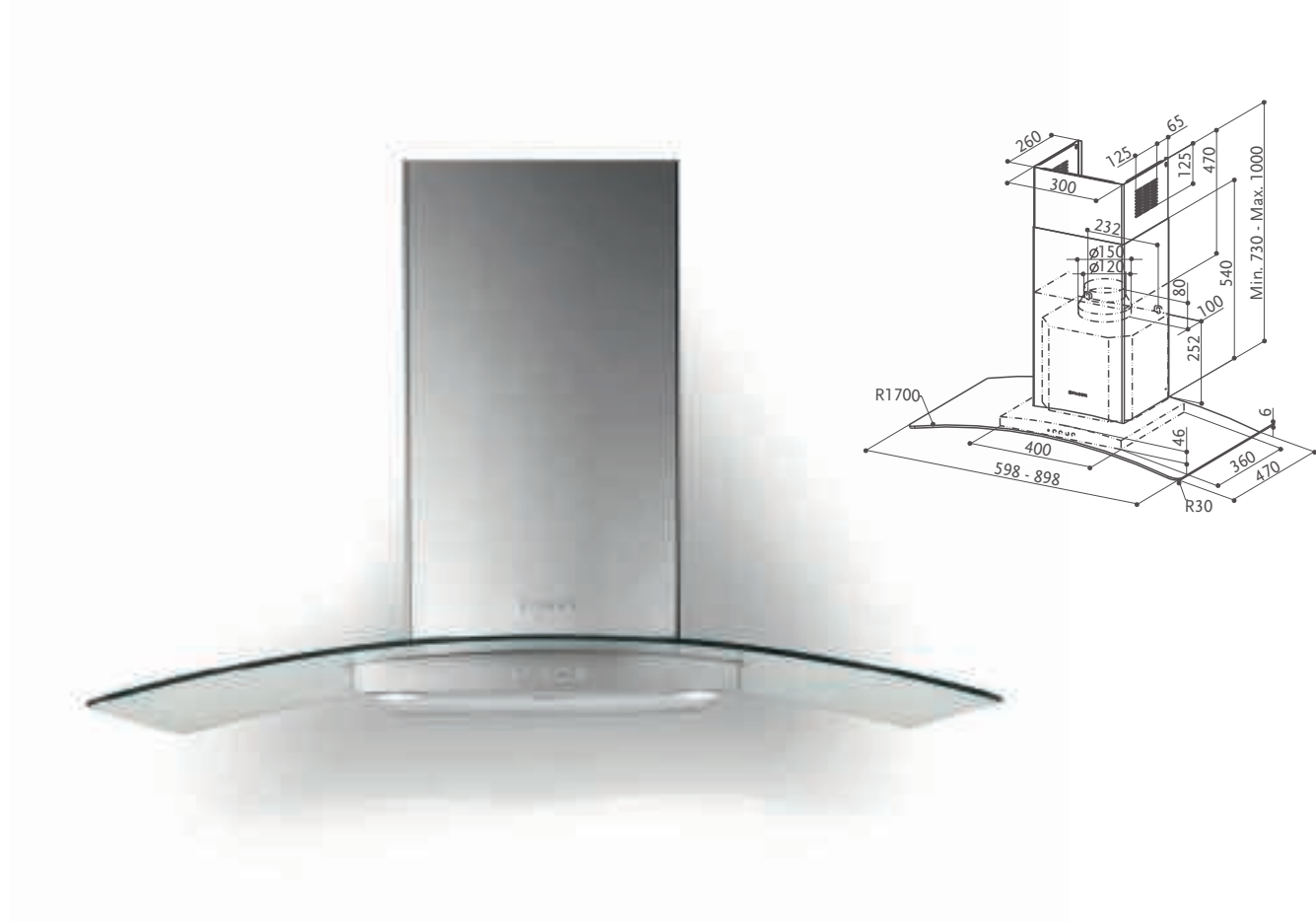
NICE LED SRM X/V NS A60 cod. 325.0617.052
NICE LED SRM X/V NS A90 cod. 325.0617.053



FEATURES	PERFORMANCE			ACCESSORIES	
Finish • Stainless steel / Glass	Speed	1	2	3	Cod. 112.0157.243 F9 Charcoal filter
Controls Electronic	Air capacity IEC point	230	310	420	Cod. 112.0157.252 Upper chimney kit X
Lighting 2 LED lights	Pressure	220	240	250	Cod. 112.0327.007 ENERGY Remote blower kit
Grease filter Cassettes dishwasher safe	Input	85	95	115	Cod. 112.0327.631 HFH Filter kit
Ø of air outlet 150 / 120 mm	Noise level	53	61	67	Cod. 112.0185.276 FLL9 Charcoal filter Long Lasting
Width 600 / 900 mm					Cod. 112.0626.902 Kit recycling wall T-Shape
Energy class C					



The control interface, now even more user-friendly and functional, is an iconic signature of the unmistakable Faber style.



RAY

RAY SRM LED X/V NS A60 cod. 325.0617.020
RAY SRM LED X/V NS A90 cod. 325.0617.051



SOUND PRO



HIGH FILTERING



REMOTE BLOWER



LED LIGHT

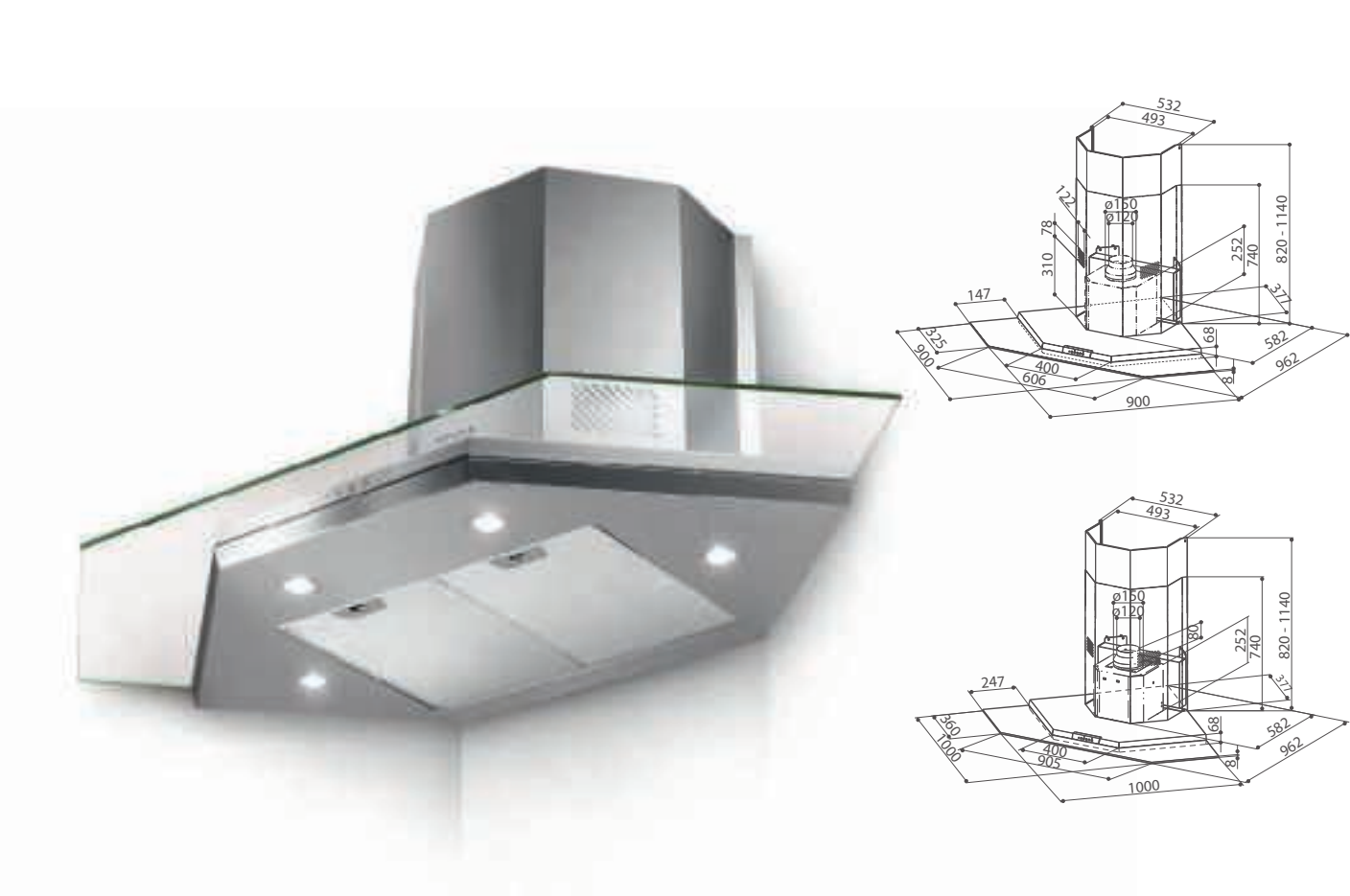
KIT (optional)

(optional)

FEATURES	PERFORMANCE				ACCESSORIES
Finish • Stainless steel / Glass	Speed	1	2	3	Cod. 112.0157.243 F9 Charcoal filter
Controls Electronic	Air capacity IEC point	230	310	420	Cod. 112.0157.252 Upper chimney kit X
Lighting 2 LED lights	Pressure	220	240	250	Cod. 112.0327.007 ENERGY Remote blower kit
Grease filter Cassettes dishwasher safe	Input	85	95	115	Cod. 112.0327.631 HFH Filter kit
Ø of air outlet 150 / 120 mm	Noise level	53	61	67	Cod. 112.0185.276 FLL9 Charcoal filter Long Lasting
Width 600 / 900 mm					Cod. 112.0626.902 Kit recycling wall T-Shape
Energy class C					




The control interface, now even more user-friendly and functional, is an iconic signature of the unmistakable Faber style.




PREMIO CORNER/SP


PREMIO ANGOLO/SP EV8 LED X/V A90 cod. 325.0537.824
PREMIO ANGOLO/SP EV8 LED X/V A100 cod. 325.0537.825



SOUND PRO



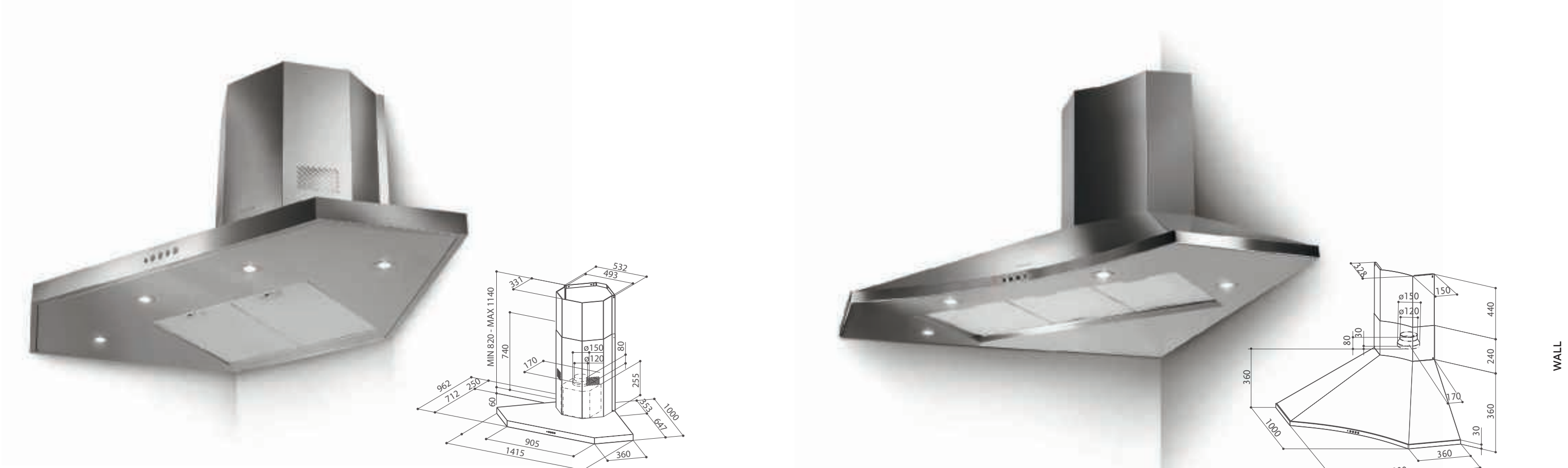
REMOTE BLOWER



LED LIGHT

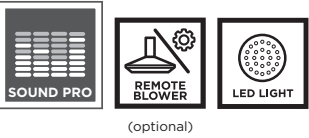
(optional)

FEATURES	PERFORMANCE					ACCESSORIES
Finish	Speed	1	2	3	INT	Cod. 112.0157.243
• Stainless steel / Glass	Air capacity IEC point	290	460	610	710	F9 Charcoal filter
Controls	Pressure	390	470	530	540	Cod. 112.0157.263
Electronic	Input	130	165	210	250	Upper chimney kit X
Lighting	Noise level	50	59	66	69	Cod. 112.0157.273
4 LED lights						Splashback X
Grease filter						Cod. 112.0157.284
Cassettes dishwasher safe						Corner adapter kit
Ø of air outlet						Cod. 112.0327.007
150 / 120 mm						ENERGY Remote blower kit
Width						Cod. 112.0185.276
900x900 / 1000x1000 mm						FLL9 Charcoal filter Long Lasting
Energy class						
B						



STILO CORNER

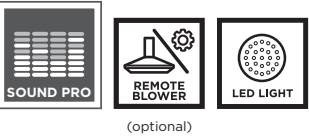
STILO ANGOLO/SP LED EV8 X A100 cod. 325.0538.982



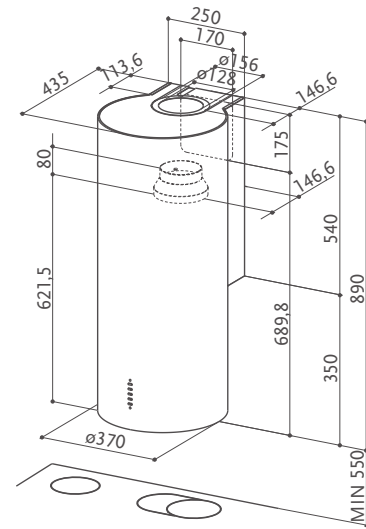
FEATURES	PERFORMANCE					ACCESSORIES
Finish	Speed	1	2	3	INT	Cod. 112.0157.243
• Stainless steel	Air capacity IEC point	290	460	610	710	F9 Charcoal filter
Controls	Pressure	390	470	530	540	Cod. 112.0157.263
Electronic	Input	130	165	210	250	Upper chimney kit X
Lighting	Noise level	50	59	66	69	Cod. 112.0157.274
4 LED lights						Splashback X
Grease filter						Cod. 112.0157.284
Cassettes dishwasher safe						Corner adapter kit
Ø of air outlet						Cod. 112.0327.007
150 / 120 mm						ENERGY Remote blower kit
Width						Cod. 112.0185.276
1000x1000 mm						FLL9 Charcoal filter Long Lasting
Energy class						
B						

SOLARIS

SOLARIS EG6 LED X A100 cod. 320.0538.968



FEATURES	PERFORMANCE				ACCESSORIES
Finish	Speed	1	2	3	Cod. 112.0157.240
• Stainless steel	Air capacity IEC point	260	390	600	F8 Charcoal filter
Controls	Pressure	230	370	500	Cod. 112.0157.261
Electromechanical	Input	80	105	160	Upper chimney kit X
Lighting	Noise level	45	54	63	Cod. 112.0157.274
4 LED lights					Splashback X
Grease filter					Cod. 112.0327.007
Cassettes dishwasher safe					ENERGY Remote blower kit
Ø of air outlet					Cod. 112.0158.127
150 / 120 mm					FHP8 Charcoal filter High Performance
Width					Cod. 112.0185.278
1000x1000 mm					FLL8 Charcoal filter Long Lasting
Energy class					
C					



To be installed at a minimum distance from the hob of 55 cm.

CYLINDRA GLOSS PLUS

CYLINDRA GLOSS PLUS EV8+ WH A37 cod. 335.0492.565



(optional)

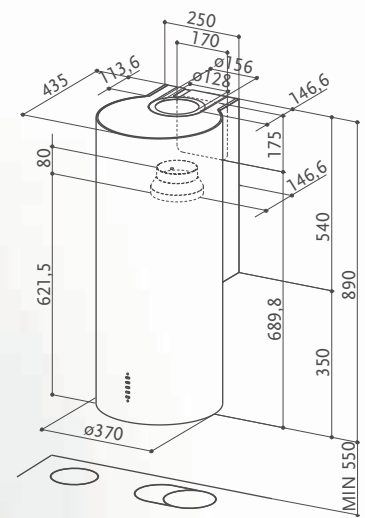


(optional)



FEATURES	PERFORMANCE					ACCESSORIES
Finish	Speed	1	2	3	INT	Cod. 112.0157.243
• White gloss	Air capacity IEC point	280	400	570	700	F9 Charcoal filter
Controls	Pressure	450	540	580	590	Cod. 112.0615.733
Electronic Led	Input	150	200	240	250	Remote control
Lighting	Noise level	48	56	64	68	Cod. 112.0327.007
Micro LED Lights						ENERGY Remote blower kit
Grease filter						Cod. 112.0185.276
Cassettes dishwasher safe						FLL9 Charcoal filter Long Lasting
Ø of air outlet						
150 / 120 mm						
Width						
370 mm						
Energy class						
A						

A



To be installed at a minimum distance from the hob of 55 cm.

CYLINDRA

CYLINDRA EV8 X A37 cod. 110.0332.307



(optional)

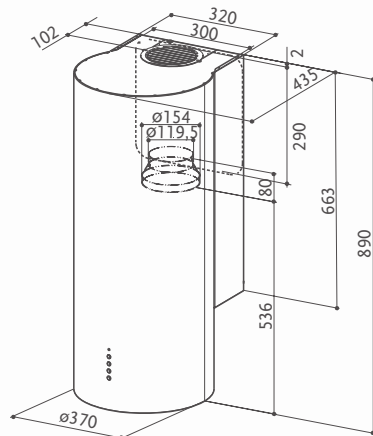


(optional)



FEATURES	PERFORMANCE					ACCESSORIES
Finish	Speed	1	2	3	INT	Cod. 112.0157.243
• Stainless steel	Air capacity IEC point	290	440	570	660	F9 Charcoal filter
Controls	Pressure	390	460	500	530	Cod. 112.0615.733
Electronic Led	Input	130	165	210	250	Remote control
Lighting	Noise level	49	58	65	68	Cod. 112.0327.007
2 LED lights						ENERGY Remote blower kit
Grease filter						Cod. 112.0185.276
Cassettes dishwasher safe						FLL9 Charcoal filter Long Lasting
Ø of air outlet						
150 / 120 mm						
Width						
370 mm						
Energy class						
B						

B



ECLIPSE

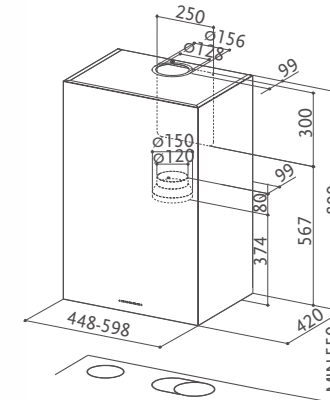
ECLIPSE EV8 LED X A37 cod. 335.0538.983



(optional)



FEATURES	PERFORMANCE					ACCESSORIES
Finish	Speed	1	2	3	INT	Cod. 112.0157.243
• Stainless steel	Air capacity IEC point	290	430	540	620	F9 Charcoal filter
Controls	Pressure	320	440	500	520	Cod. 112.0327.007
Electronic	Input	130	165	210	250	ENERGY Remote blower kit
Lighting	Noise level	52	61	66	69	Cod. 112.0185.276
2 LED lights						FLL9 Charcoal filter Long Lasting
Grease filter						
Cassettes dishwasher safe						
Ø of air outlet						
150 / 120 mm						
Width						
370 mm						
Energy class						
B						



To be installed at a minimum distance from the hob of 55 cm.

CUBIA PLUS

CUBIA PLUS EV8 X A45 cod. 335.0502.080

CUBIA PLUS EV8 X A60 cod. 335.0502.091



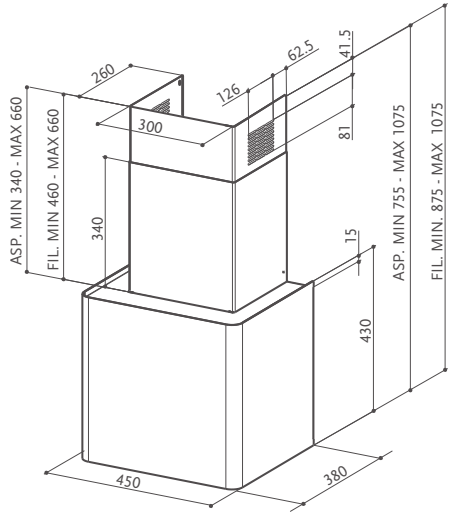
(optional)



(optional)

FEATURES	PERFORMANCE					ACCESSORIES
Finish	Speed	1	2	3	INT	Cod. 112.0157.240
• Stainless steel	Air capacity IEC point	300	460	600	680	F8 Charcoal filter
Controls	Pressure	310	420	480	500	Cod. 112.0615.733
EVO Electronic + Display	Input	130	165	210	250	Remote control
Lighting	Noise level	50	58	64	68	Cod. 112.0327.007
2 LED lights						ENERGY Remote blower kit
Grease filter						Cod. 112.0158.127
Cassettes dishwasher safe						FHP8 Charcoal filter High Performance
Ø of air outlet						Cod. 112.0185.278
150 / 120 mm						FLL8 Charcoal filter Long Lasting
Width						
450 / 600						
Energy class						
B						


White matt



WALL

LITHOS

LITHOS EG6 LED BK A45 cod. 335.0533.563
LITHOS EG6 LED WH MATT A45 cod. 335.0533.564
LITHOS EG6 LED WH A45 cod. 335.0533.565



White milk



Black



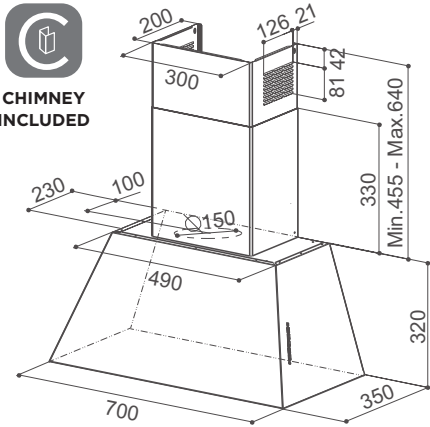
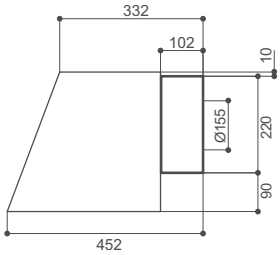
FEATURES		PERFORMANCE					ACCESSORIES	
Finish		Speed	1	2	3	INT	Cod. 112.0157.240	
• Black matt • White matt • White milk		Air capacity IEC point	250	380	510	580	F8 Charcoal filter	
Controls		Pressure	230	370	460	500	Cod. 112.0158.127	
Electronic		Input	80	105	140	160	FHP8 Charcoal filter High Performance	
Lighting		Noise level	44	52	59	61	Cod. 112.0185.278	
2 LED lights							FLL8 Charcoal filter Long Lasting	
Grease filter								
Cassettes dishwasher safe								
Ø of air outlet								
150 / 120 mm								
Width								
450 mm								
Energy class								
C								



Old brass - OB



Rear air outlet kit (optional)



further specication in the accessory session on page 347

WALL

Old copper - OC



Cast iron - CI



Dark grey matt - DG MATT



Old metal - OM



Country grey matt - CG MATT



CHLOÈ

CHLOÈ EV8+ OM A70 cod. 110.0456.129
CHLOÈ EV8+ OC A70 cod. 110.0456.174
CHLOÈ EV8+ CI A70 cod. 110.0456.175

CHLOÈ EV8+ OB A70 cod. 110.0456.177
CHLOÈ EV8+ DG MATT A70 cod. 110.0458.989
CHLOÈ EV8+ CG MATT A70 cod. 110.0459.033

SOUND PRO

REMOTE BLOWER

REAR OUTLET

PERIMETER ASPIRATION

INTENSIVE SPEED

DELAY 30

24 HOUR 24

FILTER ALARM

REMOTE CONTROL

LED LIGHT

A ENERGY

(optional)

(optional)

FEATURES	PERFORMANCE					ACCESSORIES	
Finish	Speed	1	2	3	INT	Cod. 112.0157.240	Cod. 112.0490.250
• Old metal • Old copper • Cast iron • Old brass • Dark grey matt • Country grey matt	Air capacity IEC point	270	410	590	730	F8 Charcoal filter	Rear air outlet kit OC
	Pressure	460	550	590	600	Cod. 112.0615.733	Cod. 112.0490.261
	Input	150	200	240	250	Remote control	Rear air outlet kit CI
Controls	Noise level	49	56	64	68	Cod. 112.0327.007	Cod. 112.0490.262
Electronic Led						ENERGY Remote blower kit	Rear air outlet kit OB
Lighting						Cod. 112.0158.127	Cod. 112.0490.263
LED light						FHP8 Charcoal filter High Performance	Rear air outlet kit DG MATT
Grease filter						Cod. 112.0185.278	Cod. 112.0490.264
Cassettes dishwasher safe						FLL8 Charcoal filter Long Lasting	Rear air outlet kit CG MATT
Ø of air outlet						Cod. 112.0490.249	
150 /120 mm						Rear air outlet kit OM	
Width							
700 mm							
Energy class							
A							

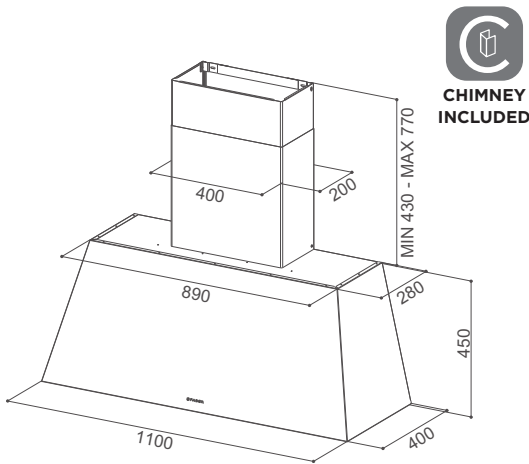


Cast iron - CI



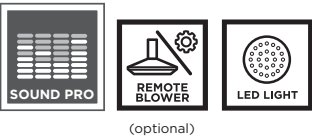
Country grey matt - CG MATT

THE GREATNESS OF UNCONVENTIONAL DESIGN.
What would you rather do? Bask in the inspiring warmth of tradition, or experience thrilling new emotions every day? With Chloè XL you can do both. This hood combines exciting design with traditional character and takes high-tech performance and timeless elegance to a whole new level.



CHLOÈ XL

CHLOÈ XL CG MATT A110 cod. 321.0506.535
CHLOÈ XL CI A110 cod. 321.0506.536



FEATURES		PERFORMANCE					ACCESSORIES
Finish		Speed	1	2	3	INT	Cod. 112.0157.240
• Country grey matt • Cast iron		Air capacity IEC point	260	390	510	600	F8 Charcoal filter
Controls		Pressure	230	370	470	500	Cod. 112.0158.127
Electromechanical Knob		Input	80	105	140	160	FHP8 Charcoal filter High Performance
Lighting		Noise level	52	54	58	62	Cod. 112.0185.278
LED light							FLL8 Charcoal filter Long Lasting
Grease filter							Cod. 112.0327.007
Cassettes dishwasher safe							ENERGY Remote blower kit
Ø of air outlet							
150 /120 mm							
Width							
1100 mm							
Energy class							
C							






Dark grey matt / stainless steel frame



White matt / stainless steel frame



White matt / durmast wood frame



Dark grey matt / durmast wood frame

**STYLE IN EVERY DETAIL,
TECHNOLOGY IN EVERY
BREATH.**
Today, the world is one nation,
the whole planet a global village.
And the pleasure of country
living has reached even the
biggest metropolis. Today is
the era of Thea. This is a hood
that looks beyond the walls of
your kitchen, opening up new
horizons in design and redefining
life in the home. But take
nothing for granted! Despite its
vintage soul, this hood packs the
performance needed for today's
industrial world.

THEA

THEA EV8 WH MATT A80 SC cod. 321.0517.783
THEA EV8 DG MATT A80 SC cod. 321.0517.784

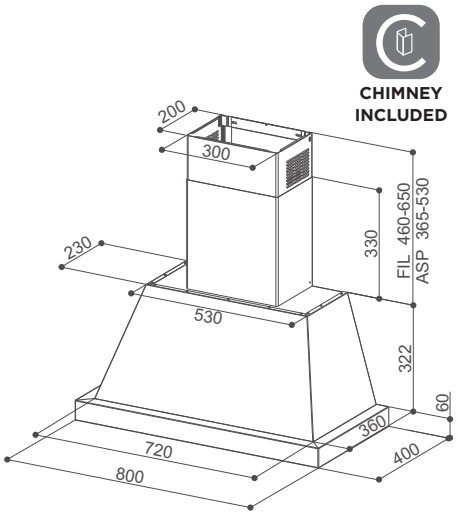
SOUND PRO

REMOTE BLOWER



INTENSIVE SPEED

LED LIGHT

(optional)



WALL

FEATURES		PERFORMANCE					ACCESSORIES	FRAME FINISH
Finish • White matt • Dark grey matt	Speed	1	2	3	INT	Cod. 112.0157.240 F8 Charcoal filter	Cod. 112.0516.433 Kit stainless steel frame Thea wall 800mm	
Controls Electronic	Air capacity IEC point	310	470	620	740	Cod. 112.0327.007 ENERGY Remote blower kit		
Lighting LED light	Pressure	390	460	500	530	Cod. 112.0158.127 FHP8 Charcoal filter High Performance	Cod. 112.0516.434 Kit durmast frame Thea wall 800mm	
Grease filter Cassettes dishwasher safe	Input	130	165	210	250	Cod. 112.0185.278 FLL8 Charcoal filter Long Lasting		
Ø of air outlet 150 /120 mm	Noise level	49	58	64	67	Cod. 112.0527.474 Durmast shelf kit		
Energy class B								



FOOD SET

FOOD SET cod. 112.0524.622

This professional food set boasts impressive and exclusive characteristics, including a base made from Krion, produced with the **Krion Eco-Active Solid Technology™**.

This new technology present in Krion™ Eco-Active resides in incorporating a series of activators into the product, specially developed by Krion, which when in contact with any type of light, provide Krion™ Eco-Active with the following new properties: Air purification, Anti-bacteria, Selfcleaning and Elimination of chemical products.

A large number of compounds that are dangerous to our health have been eliminated, such as pesticides present in our surroundings, and especially in the foods we consume.

The base is specially shaped to contain the set's washable food bag and solid wood cutting board. In this set, three practical accessories combine to form a unique solution.

The Thea food set is ideal for the elegant presentation of bread, charcuterie, cheese and fruit, and for use as a simple but chic platter to serve guests at important occasions with rustic aperitifs and finger foods.

FEATURES

Material: Krion base
Finish: White
Non-porous surface
Anti-bacterial properties
Made from fully recyclable, ecological material
Tough and long-lasting
Dimensions: 440x200x10 mm

MAINTENANCE

Dishwasher washable.
 Self-cleaning: liquids and dirt can be cleaned from the surface of the material with greater ease, reducing the use of detergents.
 To remove stubborn dirt and surface scratches, clean with a dry, slightly abrasive kitchen sponge.

Material: Solid wood insert
Finish: Durmast

ORDINARY MAINTENANCE: Wipe with a damp sponge and dry with a cloth.
SPECIAL MAINTENANCE: To nourish the wood and keep the colour bright, pass a cloth dipped in a few drops of cooking oil.



KIT MENSOLA

SHELF KIT

KIT MENSOLA ROVERE cod. 112.0527.474

This wood shelf kit is a great way to add value to your kitchen. Simple and compatible with all styles, this accessory blends great functionality and attractive design.

FEATURES

Material: Wood
Durmast
Shelf bracket: Internal
Dimensions: 600x400x30 mm

ORDINARY MAINTENANCE: For normal cleaning, simply dust the top with a soft cloth.

SPECIAL MAINTENANCE: Every 2 or 3 months the wooden surface must be polished using a commercially available beeswax product in a colour specific to the type of wood.

NEVER use aggressive detergents or water, as these may damage the surface varnish over time.



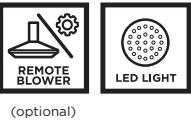
We recommend combining it with Thea and Thea Island hoods that have frame in the same durmast wood finish.





TENDER

TENDER X A60 cod. 110.0157.048
TENDER X A90 cod. 110.0157.049



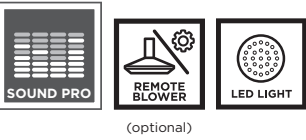
(optional)

FEATURES	PERFORMANCE			ACCESSORIES	
Finish	Speed	1	2	3	Cod. 112.0157.240
• Stainless steel	Air capacity IEC point	255	320	400	Cod. 112.0157.272
Controls	Pressure	175	210	235	F8 Charcoal filter
Electromechanical	Input	70	100	125	Splashback X 1200 mm
Lighting	Noise level	55	62	68	Cod. 112.0157.262
2 LED lights					Upper chimney kit X
Grease filter					Cod. 112.0157.270
Cassettes dishwasher safe					Splashback X 600 mm
Ø of air outlet					Cod. 112.0157.271
150 / 120 mm					Splashback X 900 mm
Width					Cod. 112.0158.127
600 / 900 mm					FHP8 Charcoal filter High Performance
Energy class					Cod. 112.0185.278
D					FLL8 Charcoal filter Long Lasting



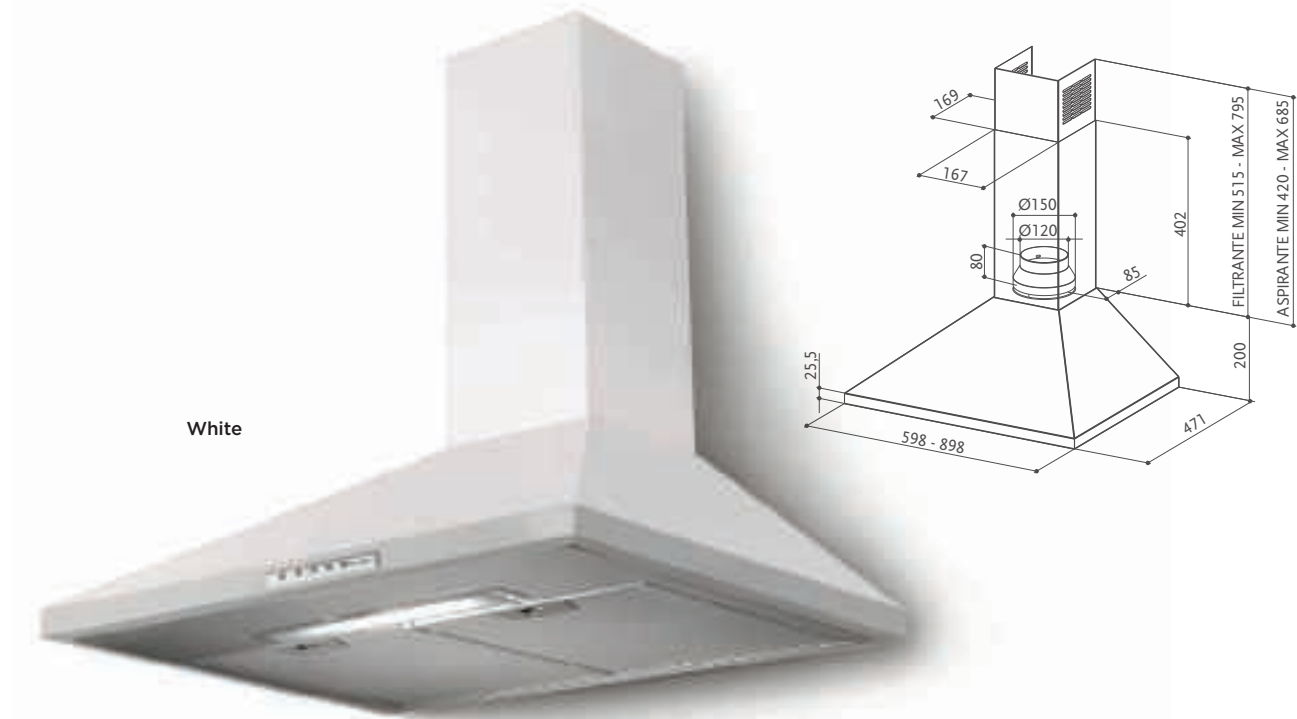
SYNTHESIS

SYNTHESIS X A60 cod. 110.0157.053
SYNTHESIS X A90 cod. 110.0157.054



(optional)

FEATURES	PERFORMANCE			ACCESSORIES	
Finish	Speed	1	2	3	Cod. 112.0157.240
• Stainless steel	Air capacity IEC point	240	320	400	Cod. 112.0157.257
Controls	Pressure	180	210	220	F8 Charcoal filter
Electromechanical push button	Input	70	90	120	Upper chimney kit X
Lighting	Noise level	53	60	63	Cod. 112.0157.270
2 LED lights					Fondale X 600 mm
Grease filter					Splashback X 600 mm
Cassettes dishwasher safe					Cod. 112.0157.271
Ø of air outlet					Splashback X 900 mm
150 / 120 mm					Cod. 112.0327.007
Width					ENERGY Remote blower kit
600 / 900 mm					Cod. 112.0158.127
Energy class					FHP8 Charcoal filter High Performance
D					Cod. 112.0185.278
					FLL8 Charcoal filter Long Lasting



VALUE

VALUE PB X A60 cod. 320.0557.539
VALUE PB X A90 cod. 320.0557.540
VALUE PB W A60 cod. 320.0557.541
VALUE PB W A90 cod. 320.0557.542
VALUE PB BK A60 cod. 320.0557.543
VALUE PB BK A90 cod. 320.0557.544



FEATURES	PERFORMANCE			ACCESSORIES	
Finish	Speed	1	2	3	Cod. 112.0067.944
<ul style="list-style-type: none">• Stainless steel• White• Black	Air capacity IEC point	255	330	430	F3 Charcoal filter
Controls	Pressure	260	290	300	Cod. 112.0544.470
Electromechanical push button	Input	95	125	145	FLL3 Charcoal filter
Lighting	Noise level	58	62	67	Long Lasting
2 LED lights					
Grease filter					
Cassettes dishwasher safe					
Ø of air outlet					
150 / 120 mm					
Width					
600 / 900 mm					
Energy class					
D					






TRENDY O1 90 SRM NG
White / Oak frame

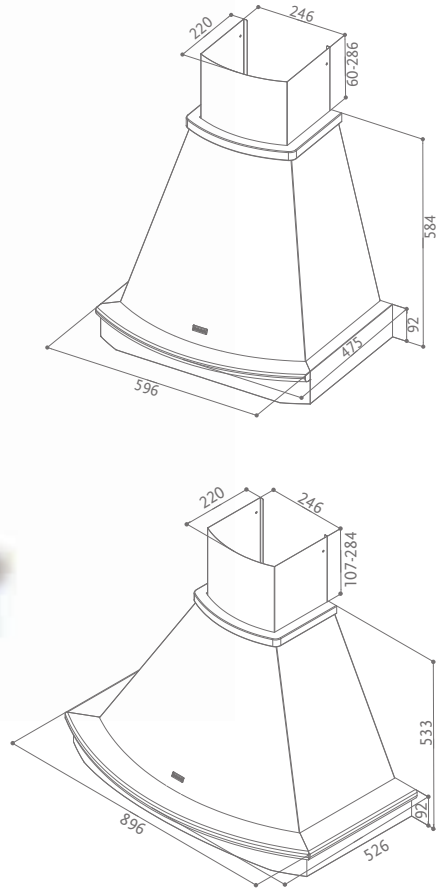


TRENDY

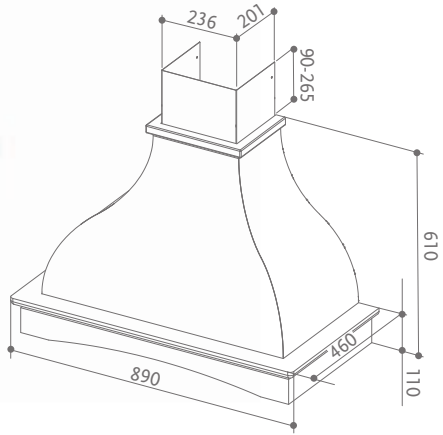
TRENDY O1 60 SRM NG cod. 321.0589.579
TRENDY O1 90 SRM NG cod. 321.0589.580



FEATURES	PERFORMANCE			ACCESSORIES	FRAME FINISH
Finish • White RAL 9010	Speed	1	2	3	Finish O 
Controls Electromechanical	Air capacity IEC point	240	320	440	
Lighting 2 LED lights	Pressure	150	190	210	Frame finish OAK 
Grease filter Cassettes dishwasher safe	Input	85	95	115	
Ø of air outlet 150/120 mm	Noise level	54	60	68	Shape 1 
Width 600 / 900 mm					
Energy class C					O1 - Finish Oak + Frame shape 1





WEST O1 SRM NG
White / Oak frame



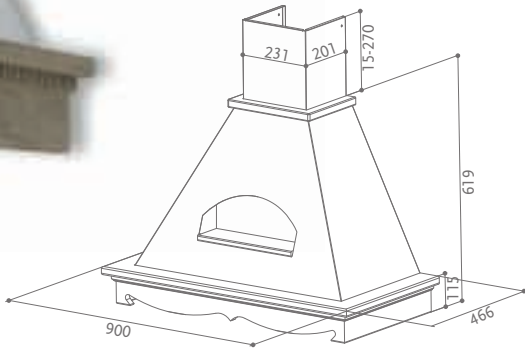
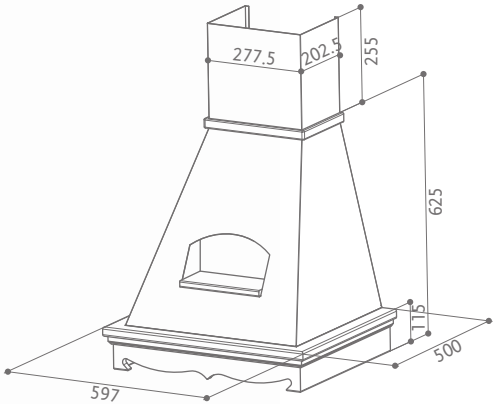
WEST

WEST O1 SRM NG cod. 321.0579.839



FEATURES	PERFORMANCES			ACCESSORIES	FRAME FINISH	
Finish • White RAL 9010	Speed	1	2	3	Cod. 112.0157.240 F8 Charcoal filter	Finish O 
Controls Electromechanical	Air capacity IEC point	250	330	460	Cod. 112.0158.127 FHP8 Charcoal filter High Performance	Frame finish OAK
Lighting 2 LED lights	Pressure	150	190	220	Cod. 112.0185.278 FLL8 Charcoal filter Long Lasting	
Grease filter Cassettes dishwasher safe	PInput	80	95	115		Shape 1 
Ø of air outlet 150/120 mm	Noise level	54	61	68		O1 - Finish Oak + Frame shape 1
Width 900 mm						
Energy class C						


AGORA' O3 90 SRM NG
White / Oak frame

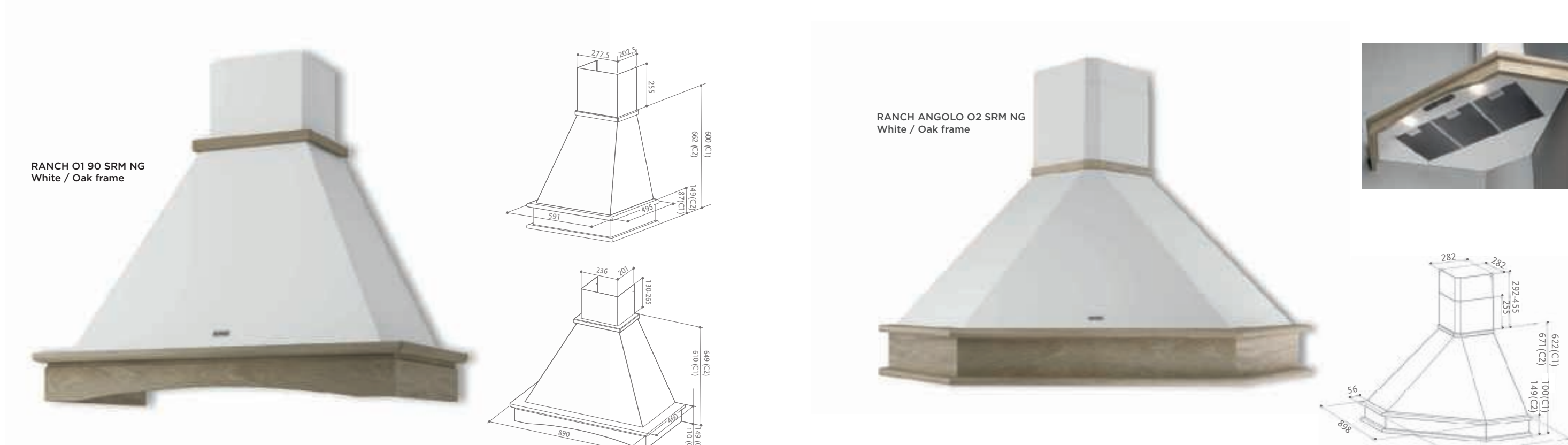


AGORÀ

AGORA' O3 60 SRM NG cod. 321.0589.577
AGORA' O3 90 SRM NG cod. 321.0589.578



FEATURES	PERFORMANCES			ACCESSORIES	FRAME FINISH	
Finish • White RAL 9010	Speed	1	2	3	Cod. 112.0157.240 F8 Charcoal filter	Finish O 
Controls Electromechanical	Air capacity IEC point	240	320	455	Cod. 112.0158.127 FHP8 Charcoal filter High Performance	Frame finish OAK
Lighting 2 LED lights	Pressure	160	185	190	Cod. 112.0185.278 FLL8 Charcoal filter Long Lasting	
Grease filter Cassettes dishwasher safe	Input	85	95	115		
Ø of air outlet 150/120 mm	Noise level	54	60	68		
Width 600 / 900 mm						
Energy class C						



RANCH O1 90 SRM NG
White / Oak frame

RANCH ANGOLO O2 SRM NG
White / Oak frame


RANCH

RANCH O1 90 SRM NG cod. 321.0579.871
RANCH O1 60 SRM NG cod. 321.0579.872
RANCH A1 90 SRM NG cod. 321.0579.873

RANCH A1 60 SRM NG cod. 321.0579.874
RANCH A2 90 SRM NG cod. 321.0579.875
RANCH A2 60 SRM NG cod. 321.0579.876




FEATURES	PERFORMANCES			ACCESSORIES	FRAME FINISH
Finish • White RAL 9010	Speed	1	2	3	Cod. 112.0157.240 F8 Charcoal filter
Controls Electromechanical	Air capacity IEC point	250	330	460	Cod. 112.0158.127 FHP8 Charcoal filter High Performance
Lighting 2 LED lights	Pressure	150	190	220	Cod. 112.0185.278 FLL8 Charcoal filter Long Lasting
Grease filter Cassettes dishwasher safe	Input	80	95	115	
Ø of air outlet 150/120 mm	Noise level	54	61	68	
Width 600 / 900 mm					
Energy class C					



Finish **O**
Frame finish OAK



Finish **A**
Frame finish ALDER



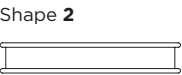
O1 - Finish Oak +
Frame shape 1
O2 - Finish Oak +
Frame shape 2



FEATURES	PERFORMANCES			ACCESSORIES	FRAME FINISH
Finish • White RAL 9010	Speed	1	2	3	Cod. 112.0157.240 F8 Charcoal filter
Controls Electromechanical	Air capacity IEC point	250	330	460	Cod. 112.0158.127 FHP8 Charcoal filter High Performance
Lighting 2 LED lights	Pressure	150	190	220	Cod. 112.0185.278 FLL8 Charcoal filter Long Lasting
Grease filter Cassettes dishwasher safe	Input	80	95	115	
Ø of air outlet 150 mm	Noise level	54	61	68	
Width 900 mm					
Energy class C					



Finish **O**
Frame finish OAK



O1 - Finish Oak +
Frame shape 1
O2 - Finish Oak +
Frame shape 2

Perfect in their every detail, extremely powerful, ideal for all-round kitchen use. Island workstation kitchens take on a central role in the house and in daily family life: cooking instantly develops into personal flair, passion, choice, an intimate, private activity. Island decorative hoods are attractive from all viewpoints, with perfect form in all its features: there is no hidden side or corner not seen by the naked eye. Characterised by symmetry and uniformity, illuminating the centre of our family lives.

ISLAND

BELLA SILENCE ISLAND	214
CHLOÈ ISLAND	225
CHLOÈ XL ISLAND	229
CORINTHIA ISLAND	218
CYLINDRA ISLAND	220
CYLINDRA ISLAND GLOSS PLUS	219
CUBIA ISLAND PLUS	221
CUBIA ISLAND GLOSS PLUS	221
FOOD SET	232
GLASSY ISLAND	215
KIT MENSOLA	233
STILO COMFORT ISLAND	212
STILO GLASS SMART ISLAND	213
THEA ISLAND	231
T-SHELF	209
T-LIGHT ISLAND	211





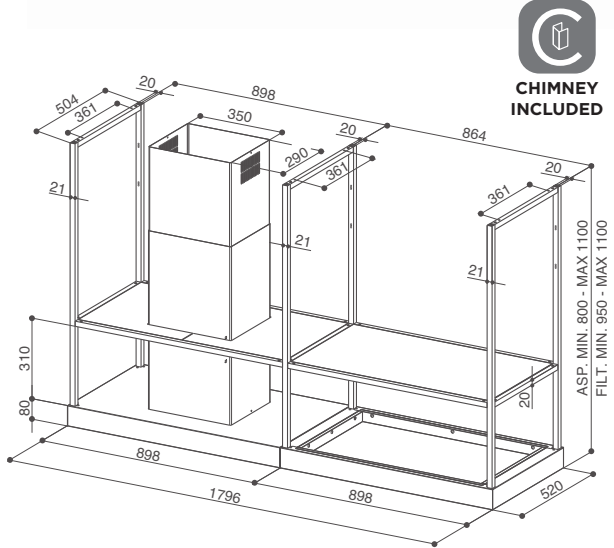
Black matt

Titanium matt



ELEGANT INDUSTRIAL STYLE


T-shelf is the iconic island hood with an elegant industrial style. With its trestle structure, exclusive smoked glass shelves and double LED bar with dimmer, this practical and smart solution contributes to complementing the kitchen environment.



ISLAND

T-SHELF

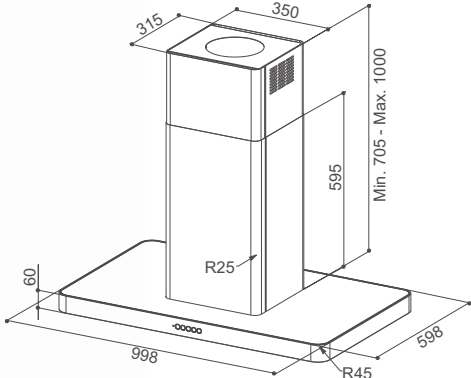
T-SHELF EV8 BK MATT A180 cod. 325.0606.131
T-SHELF EV8 TITANIUM MATT A180 cod. 325.0617.018



FEATURES		PERFORMANCE					ACCESSORIES
Finish • Black matt • Titanium matt		Speed	1	2	3	INT	Cod. 112.0157.243 F9 Charcoal filtero
Controls Rotative controls		Air capacity IEC point	290	460	610	710	Cod. 112.0185.276 FLL9 Charcoal filter Long Lasting
Lighting 2 LED light bar		Pressure	390	470	530	540	
Grease filter Cassettes dishwasher safe		Input	130	165	210	250	
Ø of air outlet 150 / 120 mm		Noise level	50	59	66	69	
Width 1800 mm							
Energy class B							



Stainless steel



T-LIGHT ISLAND

T-LIGHT ISLAND EV8+ X A100 cod. 110.0456.264
T-LIGHT ISLAND EV8+ WH MATT A100 cod. 110.0456.265

(optional)



FEATURES	PERFORMANCE					ACCESSORIES
Finish • Stainless steel • White matt	Speed	1	2	3	INT	Cod. 112.0157.243 F9 Charcoal filter
Controls Squarcle touch	Air capacity IEC point	270	410	580	700	Cod. 112.0615.733 Remote control
Lighting Perimeter LED light	Pressure	450	510	550	560	Cod. 112.0185.276 FLL9 Charcoal filter Long Lasting
Grease filter Cassettes dishwasher safe	Input	150	200	240	250	Cod. 112.0626.903 Kit Recycling Island T-Shape
Ø of air outlet 150 / 120 mm	Noise level	50	57	65	68	
Width 1000 mm						
Energy class A						

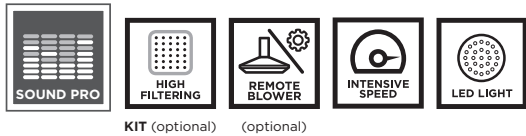




Black matt

STILO COMFORT ISLAND

STILO COMFORT ISLAND X A90 cod. 325.0618.738
STILO COMFORT ISLAND WH MATT A90 cod. 325.0618.793
STILO COMFORT ISLAND BK MATT A90 cod. 325.0618.792



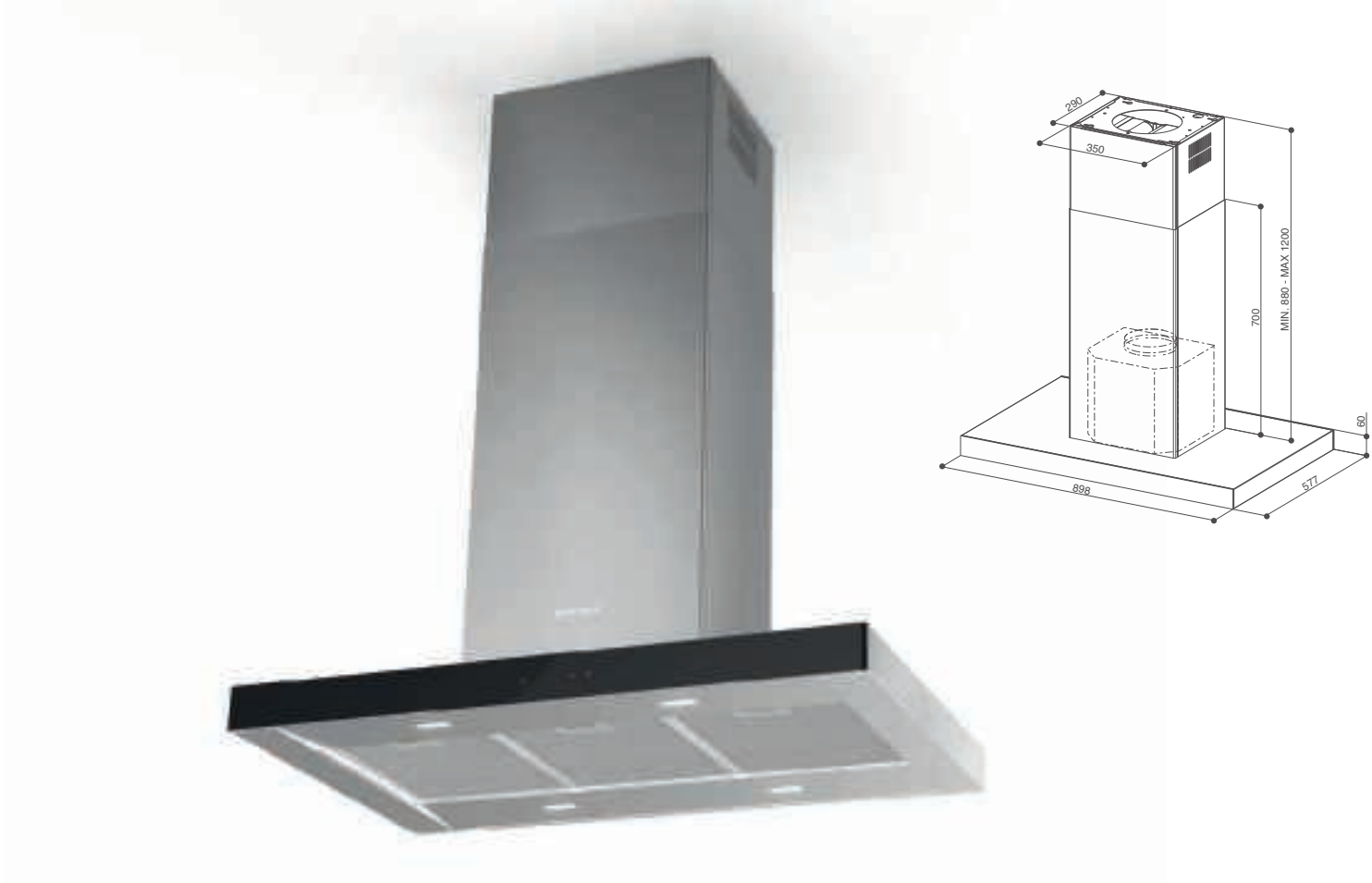
KIT (optional) (optional)

FEATURES	PERFORMANCE					ACCESSORIES
Finish • Stainless steel • Black matt • White matt	Speed	1	2	3	INT	Cod. 112.0157.243 F9 Charcoal filter
Controls Electronic	Air capacity IEC point	290	460	610	710	Cod. 112.0157.252 Upper chimney kit X
Lighting 4 LED lights	Pressure	390	470	530	540	Cod. 112.0327.007 ENERGY Remote blower kit
Grease filter Cassettes dishwasher safe	Input	130	165	210	250	Cod. 112.0327.631 HFH Filter kit
Ø of air outlet 150 / 120 mm	Noise level	50	59	66	69	Cod. 112.0185.276 FLL9 Charcoal filter Long Lasting
Width 900 mm						Cod. 112.0626.903 Kit Recycling Island T-Shape
Energy class B						

Stainless steel

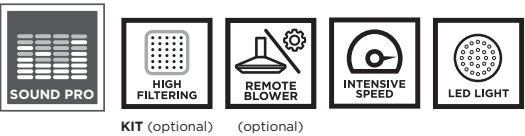


White matt



STILO GLASS SMART ISLAND

STILO GLASS SMART ISLAND A90 cod. 325.0618.802




KIT (optional) (optional)

FEATURES	PERFORMANCE					ACCESSORIES
Finish • Stainless steel / Black glass	Speed	1	2	3	INT	Cod. 112.0157.243 F9 Charcoal filter
Controls Touch control	Air capacity IEC point	290	460	610	710	Cod. 112.0157.252 Upper chimney kit X
Lighting 4 LED lights	Pressure	390	470	530	540	Cod. 112.0327.007 ENERGY Remote blower kit
Grease filter Cassettes dishwasher safe	Input	130	165	210	250	Cod. 112.0327.631 HFH Filter kit
Ø of air outlet 150 / 120 mm	Noise level	50	59	66	69	Cod. 112.0185.276 FLL9 Charcoal filter Long Lasting
Width 900 mm						Cod. 112.0626.903 Kit Recycling Island T-Shape
Energy class B						




BELLA SILENCE ISLAND

BELLA SILENCE IS. X A90 cod. 325.0658.190




SOUND PRO




REMOTE BLOWER

(optional)




INTENSIVE SPEED



REMOTE CONTROL

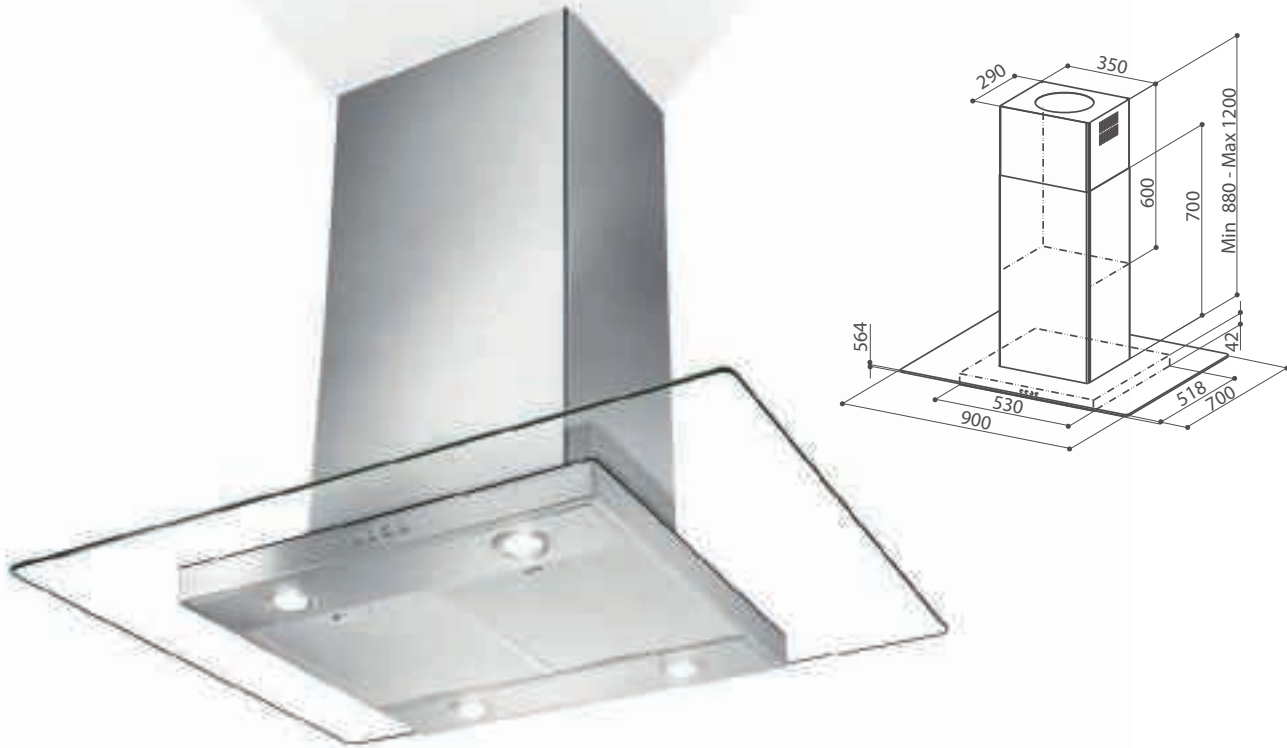
(optional)



LED LIGHT




FEATURES	PERFORMANCE					ACCESSORIES
Finish	Speed	1	2	3	INT	Cod. 112.0157.243
•Stainless steel	Air capacity IEC point	285	365	470	750	F9 Charcoal filter
Controls	Pressure	450	490	510	560	Cod. 112.0157.354
Squarcle touch	Input	180	220	260	310	Remote control
Lighting	Noise level	48	53	57	68	Cod. 112.0157.268
4 LED lights						Upper chimney kit X
Grease filter						Cod. 112.0327.007
Stainless steel Cassettes dishwasher safe						ENERGY Remote blower kit
Ø of air outlet						Cod. 112.0185.276
150 / 120 mm						FLL9 Charcoal filter Long Lasting
Width						Cod. 112.0626.903
900 mm						Kit Recycling Island T-Shape
Energy class						
A+						




GLASSY ISLAND

GLASSY ISLAND/SP EV8 X/V NS A90 cod. 325.0617.019




SOUND PRO




REMOTE BLOWER

(optional)



INTENSIVE SPEED



LED LIGHT

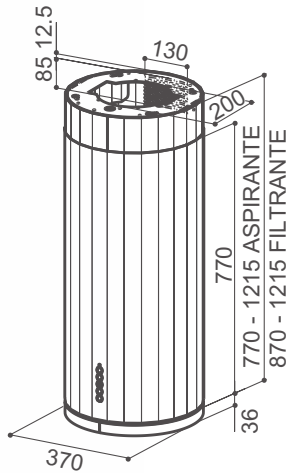
FEATURES	PERFORMANCE					ACCESSORIES
Finish	Speed	1	2	3	INT	Cod. 112.0157.243
•Stainless steel / Glass	Air capacity IEC point	300	450	600	700	F9 Charcoal filter
Controls	Pressure	390	470	530	540	Cod. 112.0157.288
Electronic	Input	130	165	210	250	1 Baffle filter kit (order 2 kits)
Lighting	Noise level	52	61	67	70	Cod. 112.0327.007
4 LED lights						ENERGY Remote blower kit
Grease filter						Cod. 112.0185.276
Cassettes dishwasher safe						FLL9 Charcoal filter Long Lasting
Ø of air outlet						Cod. 112.0626.903
150 / 120 mm						Kit Recycling Island T-Shape
Width						
900 mm						
Energy class						
B						



The control interface, now even more user-friendly and functional, is an iconic signature of the unmistakable Faber style.



DG MATT/CONCRETE
Dark grey matt/Concrete



CORINTHIA ISLAND

CORINTHIA ISLAND EV8+ WH MATT/TS A37 cod. 110.0456.219
CORINTHIA ISLAND EV8+ DG MATT/CONCRETE A37 cod. 110.0456.220
CORINTHIA ISLAND EV8+ X/OM A37 cod. 110.0456.261

(optional)

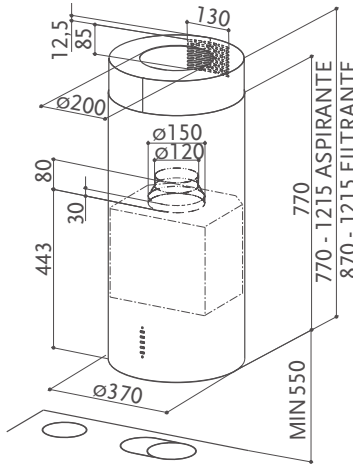


WH MATT/TS
White matt/
Tibetan silver

FEATURES	PERFORMANCE					ACCESSORIES
Finish	Speed	1	2	3	INT	Cod. 112.0157.243
• White matt / Tibetan silver • Dark grey matt / Concrete • Stainless steel / Old metal	Air capacity IEC point	280	400	570	700	F9 Charcoal filter
Controls	Pressure	450	540	580	590	Cod. 112.0615.733
Squarcle touch	Input	150	200	240	250	Remote control
Lighting	Noise level	48	56	65	69	Cod. 112.0185.276
Micro LED lights						FLL9 Charcoal filter Long Lasting
Grease filter						
Cassettes dishwasher safe						
Ø of air outlet						
150 / 120 mm						
Width						
370 mm						
Energy class						
A						



X/OM
Stainless steel/
Old metal



To be installed at a minimum
distance from the hob of 55 cm.

CYLINDRA ISLAND GLOSS PLUS

CYLINDRA ISLAND GLOSS PLUS EV8+ WH A37 cod. 335.0492.563

(optional)



FEATURES	PERFORMANCE					ACCESSORIES
Finish	Speed	1	2	3	INT	Cod. 112.0157.243
• White gloss	Air capacity IEC point	280	400	570	700	F9 Charcoal filter
Controls	Pressure	450	540	580	590	Cod. 112.0615.733
Electronic Led	Input	150	200	240	250	Remote control
Lighting	Noise level	48	56	65	69	Cod. 112.0327.007
Micro LED Lights						ENERGY Remote blower kit
Grease filter						Cod. 112.0286.014
Cassettes dishwasher safe						Upper chimney kit WH H990
Ø of air outlet						Cod. 112.0185.276
150 / 120 mm						FLL9 Charcoal filter Long Lasting
Width						
370 mm						
Energy class						
A						



CYLINDRA ISLAND

CYLINDRA ISLAND EV8 X A37 ELN cod. 110.0332.308

SOUND PRO

REMOTE BLOWER

PERIMETER ASPIRATION

INTENSIVE SPEED

FILTER ALARM

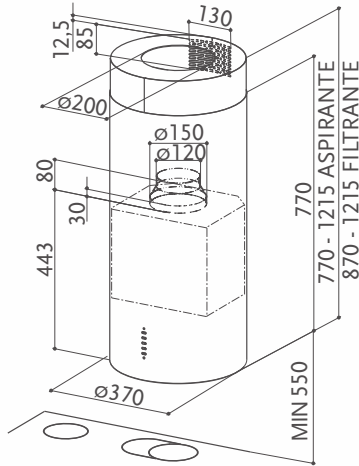
REMOTE CONTROL

LED LIGHT

(optional)

(optional)

FEATURES	PERFORMANCE					ACCESSORIES
Finish	Speed	1	2	3	INT	Cod. 112.0157.243
•Stainless steel	Air capacity IEC point	290	440	570	660	F9 Charcoal filter
Controls	Pressure	390	460	500	530	Cod. 112.0615.733
Electronic Led	Input	130	165	210	250	Remote control
Lighting	Noise	49	58	65	68	Cod. 112.0327.007
2 LED lights						ENERGY Remote blower kit
Grease filter						Cod. 112.0157.267
Cassettes dishwasher safe						Upper chimney kit X
Ø of air outlet						Cod. 112.0185.276
150 / 120 mm						FLL9 Charcoal filter Long Lasting
Width						
370 mm						
Energy class						
C						



To be installed at a minimum distance from the hob of 55 cm.

Stainless steel

CUBIA ISLAND PLUS CUBIA ISLAND GLOSS PLUS

CUBIA ISLAND PLUS EV8 X A45 cod. 335.0502.096
CUBIA ISLAND PLUS EV8 X A60 cod. 335.0502.097

CUBIA ISLAND GLOSS PLUS EV8 WH A45 cod. 335.0502.099
CUBIA ISLAND GLOSS PLUS EV8 WH A60 cod. 335.0502.100

SOUND PRO

PERIMETER ASPIRATION

REMOTE BLOWER

INTENSIVE SPEED

DELAY 30

24 HOUR

FILTER ALARM

REMOTE CONTROL

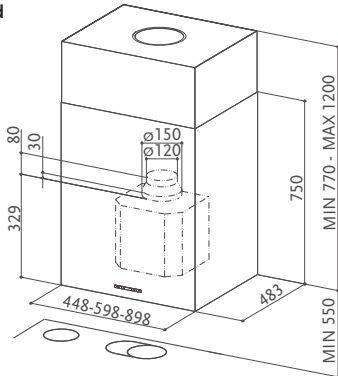
LED LIGHT

(optional)

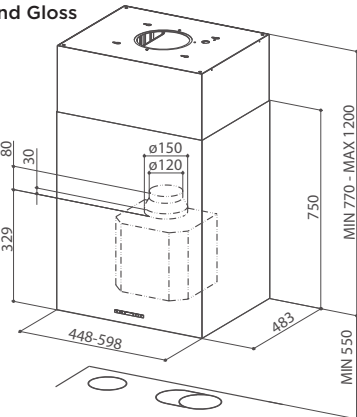
(optional)

FEATURES	PERFORMANCE					ACCESSORIES
Finish	Speed	1	2	3	INT	Cod. 112.0157.243
•Stainless steel •White gloss	Air capacity IEC point	300	460	600	680	F9 Charcoal filter
Controls	Pressure	310	420	480	500	Cod. 112.0615.733
EVO Electronic + Display	Input	130	165	210	250	Remote control
Lighting	Noise level	51	59	65	68	Cod. 112.0327.007
4 LED lights						ENERGY Remote blower kit
Grease filter						Cod. 112.0185.276
Cassettes dishwasher safe						FLL9 Charcoal filter Long Lasting
Ø of air outlet						
150 / 120 mm						
Width						
450 / 600 mm						
Energy class						
C						

Cubia Island



Cubia Island Gloss



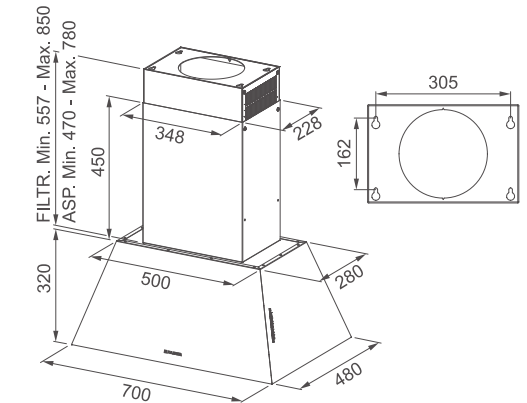
To be installed at a minimum distance from the hob of 55 cm.

White gloss





Cast iron - CI



ISLAND

CHLOE' ISLAND CI A70 cod. 321.0666.588



FEATURES	PERFORMANCE					ACCESSORIES
Finish	Speed	1	2	3	INT	Cod. 112.0157.240
• Dark grey matt • Cast iron	Air capacity IEC point	280	420	600	770	F8 Charcoal filter
Controls	Pressure	450	540	590	600	Cod. 112.0615.733
Electronic Led	Input	160	210	275	320	Remote control
Lighting	Noise level	45	52	61	67	Cod. 112.0327.007
2 LED lights						ENERGY Remote blower kit
Grease filter						Cod. 112.0158.127
Cassettes dishwasher safe						FHP8 Charcoal filter High Performance
Ø of air outlet						Cod. 112.0185.278
150 /120 mm						FLL8 Charcoal filter Long Lasting
Width						
700 mm						
Energy class						
A+						

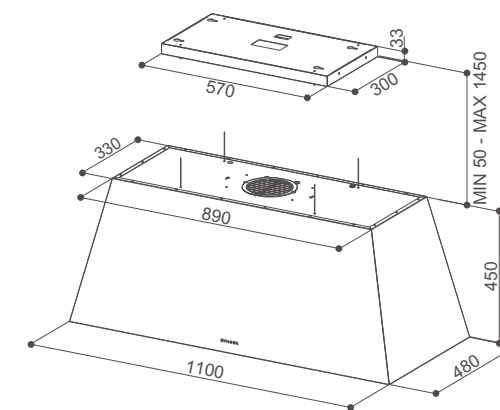


Country grey matt - CG MATT



UNIQUE PERSONALITY EXPRESSED IN PERFORMANCE.

Some ideas cast new light on everything around them: even colours, flavours and everyday gestures. In a dull, uniform world they epitomise newness, inspire beauty and establish a new sense of proportion. Chloè XL Island is one of these ideas. Designed to take style to a higher level, Chloè XL Island adds the excitement of broader horizons and new dimensions to your kitchen.



CHLOÈ XL ISLAND

CHLOÈ XL ISLAND CG MATT F110 cod. 321.0506.537

CHLOÈ XL ISLAND CI F110 cod. 321.0506.538



Cast iron - CI



* Ducted installation

FEATURES		PERFORMANCE					ACCESSORIES
Finish		Speed	1	2	3	INT	Cod. 112.0157.240
• Country grey matt • Cast iron		Air capacity IEC point	260	390	510	600	F8 Charcoal filter
Controls		Pressure	230	370	470	500	Cod. 112.0516.426*
Electromechanical Knob		Input	80	105	140	160	Chimney kit island Cast iron
Lighting		Noise level	52	54	58	62	Cod. 112.0516.427*
2 LED lights							Chimney kit island Country grey matt
Grease filter							Cod. 112.0158.127
Cassettes dishwasher safe							FHP8 Charcoal filter High Performance
Ø of air outlet							Cod. 112.0185.278
150 /120 mm							FLL8 Charcoal filter Long Lasting
Width							
1100 mm							
Energy class							
C							

*Needed for ducted
installation



Dark grey matt / stainless steel frame

Dark grey matt / durmast wood frame

* Ducted installation

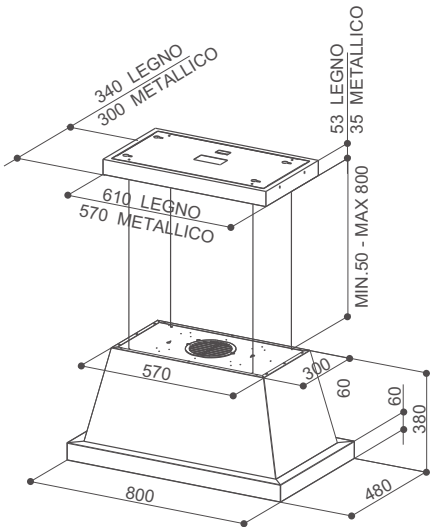


White matt / stainless steel frame

White matt / durmast wood frame

TIMELESS STYLE MEETS INNOVATIVE TECHNOLOGY.

New Country Island places the range at the centre of your world. At last you can play the lead in a great show, with the whole kitchen as your stage. With its modern beauty and classic style, Thea Island brings the extraordinary into your daily life. Thanks to a deep love of nature, this hood is at home in all environments. Amazingly versatile, Thea Island delivers superb performance in any kitchen.







ISLAND

THEA ISLAND

THEA ISLAND EV8 WH MATT F80 SC cod. 321.0517.781
THEA ISLAND EV8 DG MATT F80 SC cod. 321.0517.782



FEATURES		PERFORMANCE					ACCESSORIES	FRAME FINISH
Finish		Speed	1	2	3	INT	Cod. 112.0157.240	Cod. 112.0516.431
• White matt • Dark grey matt		Air capacity IEC point	310	470	620	740	F8 Charcoal filter	Kit stainless steel frame Thea Island 800mm
Controls		Pressure	390	460	500	530	Cod. 112.0516.428*	 
Electronic		Input	130	165	210	250	Chimney kit island White matt	
Lighting		Noise level	49	58	64	67	Cod. 112.0516.430*	
2 LED lights							Chimney kit island Dark grey matt	
Grease filter							Cod. 112.0158.127	Cod. 112.0516.432
Cassettes dishwasher safe							FHP8 Charcoal filter High Performance	Kit durmast frame Thea Island 800mm
Ø of air outlet							Cod. 112.0185.278	 
150 /120 mm							FLL8 Charcoal filter Long Lasting	
Width								
800 mm								
Energy class								
B								

*Needed for ducted installation



FOOD SET

FOOD SET cod. 112.0524.622

This professional food set boasts impressive and exclusive characteristics, including a base made from Krion, produced with the **Krion Eco-Active Solid Technology™**.

This new technology present in Krion™ Eco-Active resides in incorporating a series of activators into the product, specially developed by Krion, which when in contact with any type of light, provide Krion™ Eco-Active with the following new properties: Air purification, Anti-bacteria, Selfcleaning and Elimination of chemical products.

A large number of compounds that are dangerous to our health have been eliminated, such as pesticides present in our surroundings, and especially in the foods we consume.

The base is specially shaped to contain the set's washable food bag and solid wood cutting board. In this set, three practical accessories combine to form a unique solution.

The Thea food set is ideal for the elegant presentation of bread, charcuterie, cheese and fruit, and for use as a simple but chic platter to serve guests at important occasions with rustic aperitifs and finger foods.

FEATURES

Material: Krion base
Finish: White
Non-porous surface
Anti-bacterial properties
Made from fully recyclable, ecological material
Tough and long-lasting
Dimensions: 440x200x10 mm

MAINTENANCE

Dishwasher washable.
 Self-cleaning: liquids and dirt can be cleaned from the surface of the material with greater ease, reducing the use of detergents.
 To remove stubborn dirt and surface scratches, clean with a dry, slightly abrasive kitchen sponge.

Material: Solid wood insert
Finish: Durmast

ORDINARY MAINTENANCE: Wite with a damp sponge and dry with a cloth.
PECIAL MAINTENANCE: To nourish the wood and keep the colour bright, pass a cloth dipped in a few drops of cooking oil.



KIT MENSOLA

SHELF KIT

KIT SHELF cod. 112.0527.474

This wood shelf kit is a great way to add value to your kitchen. Simple and compatible with all styles, this accessory blends great functionality and attractive design.

FEATURES

Material: Wood
Durmast
Shelf bracket: Internal
Dimensions: 600x400x30 mm

ORDINARY MAINTENANCE: For normal cleaning, simply dust the top with a soft cloth.

SPECIAL MAINTENANCE: Every 2 or 3 months the wooden surface must be polished using a commercially available beeswax product in a colour specific to the type of wood.

NEVER use aggressive detergents or water, as these may damage the surface varnish over time.



We recommend combining it with Thea and Thea Island hoods that have frame in the same durmast wood finish.



The Suspended cooker hoods were created to represent the perfect integration of design and wellbeing. The design is absolutely extraordinary and astounds the observer due to its ability to revolutionise the concept of cooker hood lighting, transforming it into a real point of light for the kitchen area. The products are technologically advanced and perfectly shaped, offering the user freedom of movement within the cooking zone. In a simple movement, elegance becomes functionality.

SUSPENDED

BEAT	265
BELLE	243
BELLE PLUS	243
CÉLINE	247
CÉLINE PLUS	247
GLOW	239
GLOW PLUS	239
LYBRA PLUS	258
NEST PLUS	260
PAREO PLUS	259
ODETTE	251
ODETTE PLUS	251
SOFT CUBE	257
SKYLIFT	255
ZOOM PLUS	261





Black gloss

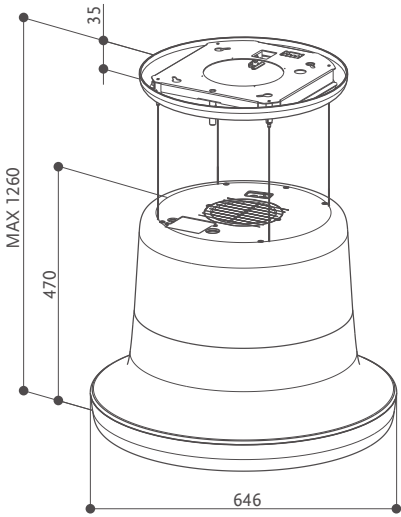


White gloss



Glow equipped with Airlane ducting
Kit optional

A TRULY BRIGHT IDEA
There's only a small step from Up&Down technology to functioning as an effective light fitting. The circular band around the base of this striking cylindrical hood illuminates the kitchen and highlights a striking yet refined design based on a white and black nickel gloss finish. Impressive style complemented by the ultimate in Faber performance.



GLOW PLUS



GLOW PLUS BK GLOSS KL cod. 345.0541.007
GLOW PLUS WH GLOSS KL cod. 345.0541.008

GLOW

GLOW BK GLOSS KL cod. 345.0541.005
GLOW WH GLOSS KL cod. 345.0541.006



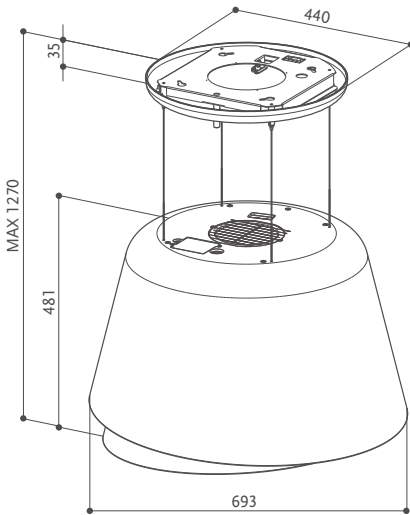
FEATURES		PERFORMANCE					ACCESSORIES
Finish	• Black gloss • White gloss	Speed	1	2	3	INT	Cod. 112.0157.240
Controls	Touch control	Air capacity IEC point	240	370	510	620	F8 Charcoal filter
Lighting	Perimetral LED light	Pressure	410	490	550	560	Cod. 112.0158.127
Grease filter	Cassettes dishwasher safe	Input	150	200	240	250	FHP8 Charcoal filter High Performance
Ø of air outlet	150 mm	Noise level	46	53	61	65	Cod. 112.0185.278
Width	646 mm						FLL8 Charcoal filter Long Lasting
Energy class	A						Cod. 112.0542.875
							Airlane ducting kit

SUSPENDED





**ADVANCED TECHNOLOGY,
UNIQUE DESIGN**
As beautiful as its name suggests, the Belle hood features a design that is both eye-catching and elegant. Its double panel creates an effect reminiscent of the petals of a flower. Available in two refined finishes, the original, asymmetrically shaped Belle hood is made even more desirable by Up & Down action and by the technology that has made Faber the number one name in kitchen hoods.



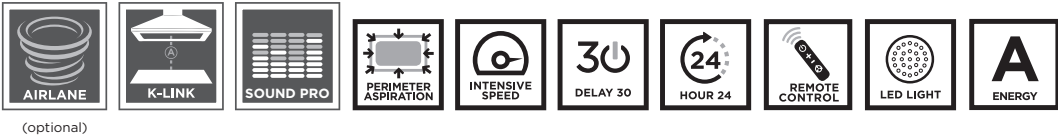
BELLE PLUS



BELLE PLUS BURGUNDY/GOLD KL cod. 345.0615.653
BELLE PLUS GOLD/WARM DG MATT KL cod. 345.0541.068

BELLE

BELLE BURGUNDY/GOLD KL cod. 345.0615.652
BELLE GOLD/WARM DG MATT KL cod. 345.0541.066



FEATURES		PERFORMANCE					ACCESSORIES
Finish	• Burgundy/Gold • Gold / Warm dark grey matt	Speed	1	2	3	INT	Cod. 112.0157.240
Controls	Touch control	Air capacity IEC point	240	370	510	620	F8 Charcoal filter
Lighting	Perimetral LED light	Pressure	410	490	550	560	Cod. 112.0158.127
Grease filter	Cassettes dishwasher safe	Input	150	200	240	250	FHP8 Charcoal filter High Performance
Ø of air outlet	150 mm	Noise level	46	53	61	65	Cod. 112.0185.278
Width	695 mm						FLL8 Charcoal filter Long Lasting
Energy class	A						Cod. 112.0542.875
							Airlane ducting kit



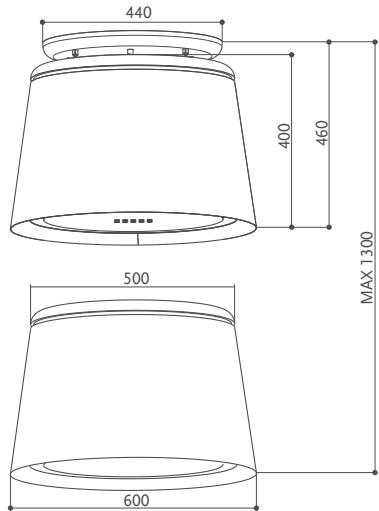
Belle equipped with Airlane ducting Kit optional



Warm white / Country grey matt



THE CONICAL HOOD. A MODERN CLASSIC
A thin line of stainless steel enriches the top part of this original, conical hood, which is also available with a bottom section in a different finish. The contemporary, essential design of Céline is made even more striking by Up& Down technology. The hood can be raised to the ceiling when not in use and lowered again whenever its extraordinary performance is needed. Céline comes in a choice of matt country grey and warm white.



CÈLINE PLUS



CÈLINE PLUS CG MATT KL cod. 345.0541.063
CÈLINE PLUS WW/CG MATT KL cod. 345.0541.064

CÈLINE

CÈLINE CG MATT KL cod. 345.0541.061
CÈLINE WW/CG MATT KL cod. 345.0541.062



FEATURES		PERFORMANCE				ACCESSORIES
Finish	Speed	1	2	3	INT	Cod. 112.0157.240
• Country grey matt • Warm white / Country grey matt	Air capacity IEC point	240	370	510	620	F8 Charcoal filter
Controls	Pressure	410	490	550	560	Cod. 112.0158.127
Touch control	Input	150	200	240	250	FHP8 Charcoal filter High Performance
Lighting	Noise level	46	53	61	65	Cod. 112.0185.278
Perimetral LED light						FLL8 Charcoal filter Long Lasting
Grease filter						Cod. 112.0542.875
Cassettes dishwasher safe						Airlane ducting kit
Ø of air outlet						
150 mm						
Width						
600 mm						
Energy class						
A						

Country grey matt



Céline equipped with Airlane ducting Kit optional





Black matt

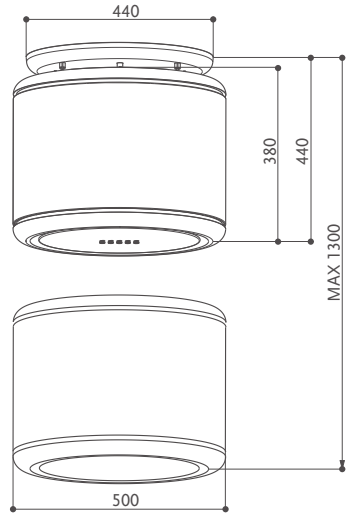


Grey matt



Odette equipped with Airlane ducting Kit optional

TECHNOLOGY IN CYLINDRICAL FORM
Matt black or matt grey?
In either shade, the perfect cylinder that encloses Odette's high-tech heart adds a touch of unmistakable, contemporary style to any kitchen. Up&Down action makes Odette discrete, functional and able to satisfy the needs of every day cooking.



ODETTE PLUS



ODETTE PLUS BK MATT KL cod. 345.0541.053
ODETTE PLUS GREY MATT KL cod. 345.0541.054

ODETTE

ODETTE BK MATT KL cod. 345.0541.009
ODETTE GREY MATT KL cod. 345.0541.010



AIRLANE
(optional)



K-LINK



SOUND PRO



PERIMETER ASPIRATION



INTENSIVE SPEED



DELAY 30



24
HOUR 24



REMOTE CONTROL



LED LIGHT



A
ENERGY

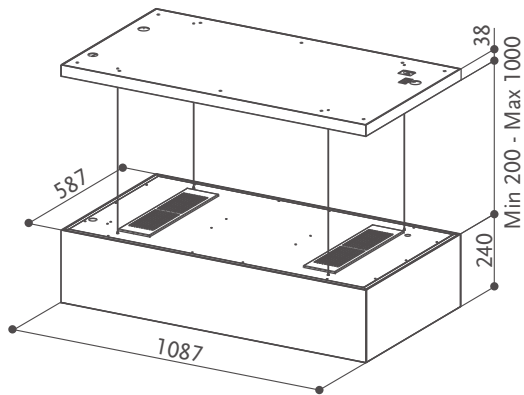
FEATURES		PERFORMANCE					ACCESSORIES
Finish	• Black matt • Grey matt	Speed	1	2	3	INT	Cod. 112.0157.240
Controls	Touch control	Air capacity IEC point	240	370	510	620	F8 Charcoal filter
Lighting	Perimetral LED light	Pressure	410	490	550	560	Cod. 112.0158.127
Grease filter	Cassettes dishwasher safe	Input	150	200	240	250	FHP8 Charcoal filter High Performance
Ø of air outlet	150 mm	Noise level	46	53	61	65	Cod. 112.0185.278
Width	500 mm						FLL8 Charcoal filter Long Lasting
Energy class	A						Cod. 112.0542.875
							Airlane ducting kit



White glass



IT MOVES DOWN TOWARDS THE HOB ONLY WHEN COOKING
The new SkyLift stands out for its glass surface with perimeter lighting that enhances its shape. Improved suction power strong of double ceramic filters and very low noise levels. Faber thus confirms that quietness of operation is one of the strengths of its hoods.



SKYLIFT

SKYLIFT WH F110 cod. 350.0587.910
SKYLIFT BK F110 cod. 350.0588.061



Black glass



FEATURES		PERFORMANCE					ACCESSORIES
Finish	• White glass • Black glass	Speed	1	2	3	INT	Cod. 112.0548.448 Refill ceramic H100 (Ceramic filter included in the hood)
Controls	Electronic	Air capacity IEC point	260	375	500	550	
Lighting	Perimeter LED light	Pressure*	-	-	-	-	
Grease filter	Cassettes dishwasher safe	Input*	-	-	-	-	
Ø of air outlet	-	Noise level	55	61	66	67	
Width	110 mm						
Energy class	- *						

* Data not declared, as the model is exclusively available in the recycling version

Nero Ingo



Bianco Kos

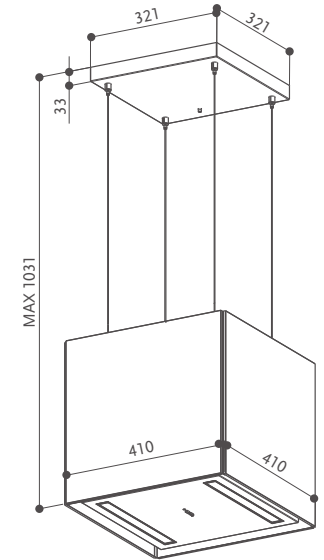


Grigio Londra



TOUCH & FEEL SURFACE WITH FENIX

SOFT CUBE The geometrically shaped Soft Cube light fitting solution is coated with Fenix®, a hi-tech material with unique characteristics it is soft to the touch, silky smooth, smudge-proof and water-repellent. It is very easy to clean and perfectly integrates into modern and elegant kitchen environments.



SOFT CUBE

SOFT CUBE BIANCO KOS F40 cod. 345.0607.586

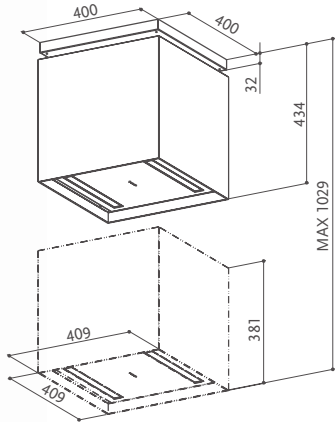
SOFT CUBE GRIGIO LONDRA F40 cod. 345.0607.589

SOFT CUBE NERO INGO F40 cod. 345.0607.590



FEATURES		PERFORMANCE					ACCESSORIES
Finish		Speed	1	2	3	INT	Cod. 112.0157.240
• FENIX NTM Grigio Londra - Grey • FENIX NTM Bianco Kos - White • FENIX NTM Nero Ingo - Black		Air capacity IEC point	280	400	570	700	F8 Charcoal filter
Controls		Pressure	450	540	580	590	Cod. 112.0158.127
Electronic		Input	150	200	240	250	FHP8 Charcoal filter High Performance
Lighting		Noise level	48	56	64	68	Cod. 112.0185.278
2 LED lights							FLL8 Charcoal filter Long Lasting
Grease filter							
Cassettes dishwasher safe							
Ø of air outlet							
150 mm							
Width							
409 mm							
Energy class							
A							

Stainless steel / Glass



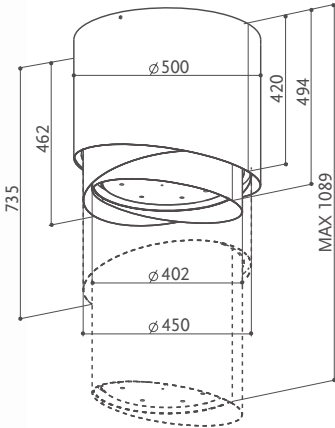
LYBRA PLUS

LYBRA PLUS KL cod. 110.0255.507



FEATURES	PERFORMANCE					ACCESSORIES
Finish	Speed	1	2	3	INT	Cod. 112.0157.240
• Stainless steel / Glass	Air capacity IEC point	280	400	570	700	F8 Charcoal filter
Controls	Pressure	450	540	580	590	Cod. 112.0158.127
Electronic	Input	150	200	240	250	FHP8 Charcoal filter High Performance
Lighting	Noise level	48	56	64	68	Cod. 112.0169.216
2 LED lights						F-LIGHT ducting kit
Grease filter						Cod. 112.0185.278
Cassettes dishwasher safe						FLL8 Charcoal filter Long Lasting
Ø of air outlet						
150 mm						
Width						
409 mm						
Energy class						
A						

Stainless steel



PAREO PLUS

PAREO PLUS KL cod. 345.0492.593

PAREO PLUS TIBETAN SILVER KL cod. 345.0492.594



FEATURES	PERFORMANCE					ACCESSORIES
Finish	Speed	1	2	3	INT	-
• Stainless steel • Tibetan silver	Air capacity IEC point	260	400	560	670	
Controls	Pressure	450	510	550	580	
Electronic	Input	150	200	240	250	
Lighting	Noise level	50	58	64	69	
Micro LED Lights						
Grease filter						
Cassettes dishwasher safe						
Ø of air outlet						
150 mm						
Width						
500 mm						
Energy class						
A						

Tibetan silver



The model is exclusively available in the extraction version



NEST PLUS

NEST PLUS KL cod. 345.0492.592
KIT 6 LED G9 2,5 W cod. 112.0505.117



FEATURES	PERFORMANCE					ACCESSORIES
Finish • Stainless steel / Glass	Speed	1	2	3	INT	Cod. 112.0157.240 F8 Charcoal filter
Controls Electronic	Air capacity IEC point	260 400 560 670				Cod. 112.0158.127 FHP8 Charcoal filter High Performance
Lighting Micro LED Lights	Pressure	450 510 550 580				Cod. 112.0505.117 Kit 6 LED G9 2,5 W
Grease filter Cassettes dishwasher safe	Input	150 200 240 250				Cod. 112.0169.216 F-LIGHT ducting kit
Ø of air outlet 150 mm	Noise level	50 58 64 69				Cod. 112.0185.278 FLL8 Charcoal filter Long Lasting
Width 860 mm						
Energy class A						



ZOOM PLUS

ZOOM PLUS cod. 345.0492.568



FEATURES	PERFORMANCE					ACCESSORIES
Finish	Speed	1	2	3	INT	Cod. 112.0157.240
• Stainless steel	Air capacity IEC point	260	400	560	670	F8 Charcoal filter
Controls	Pressure	450	510	550	580	Cod. 112.0158.127
Electronic	Input	150	200	240	250	FHP8 Charcoal filter High Performance
Lighting	Noise level	50	58	64	69	Cod. 112.0169.216
Micro LED Lights						F-LIGHT ducting kit
Grease filter						Cod. 112.0185.278
Cassettes dishwasher safe						FLL8 Charcoal filter Long Lasting
Ø of air outlet						
150 mm						
Width						
400 mm						
Energy class						
A						

SUSPENDED

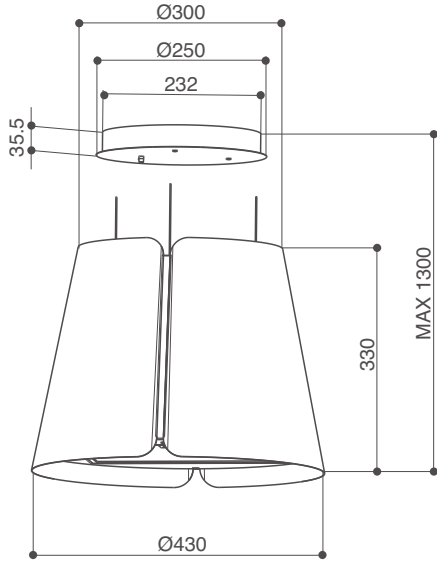




Black matt



FRESH AND SIMPLE LINES
Beat is a new model of suspended hood identified by fresh and simple lines with two panels arranged side-by-side.



BEAT

BEAT BK MATT F45 cod. 345.0612.337
BEAT WH MATT F45 cod. 345.0612.338
BEAT X/BK MATT F45 cod. 345.0655.177
BEAT TITANIUM MATT F45 cod. 345.0655.178

BEAT BK GLOSS F45 cod. 345.0657.025
BEAT DG MATT F45 cod. 345.0612.339
BEAT DB MATT F45 cod. 345.0612.340



FEATURES		PERFORMANCE					ACCESSORIES
Finish			1	2	3	INT	Cod. 112.0157.240
• White matt • Black matt • Dark grey matt • Dusty blue matt • Stainless steel / Black matt • Titanium matt • Black Gloss		Air capacity IEC point	270	410	580	740	F8 Charcoal filter
		Pressure	450	540	570	580	Cod. 112.0158.127
		Input	150	200	240	250	FHP8 Charcoal filter High Performance
Controls		Noise level	53	59	66	70	Cod. 112.0185.278
Electronic							FLL8 Charcoal filter Long Lasting
Lighting							
2 LED lights							
Grease filter							
Cassettes dishwasher safe							
Ø of air outlet							
150 mm							
Width							
430 mm							
Energy class							
A							

Stainless steel / Black matt



Titanium matt



Black Gloss



White matt



Dark grey matt




Dusty blue matt



HOB

FBH32	279
FBH64	278
FCH64	277
FCH84	276
FCH95	274
FCH SLIM 94	275
HOO-B	269
HOO-B GLASS	269



Hoo-B Glass
Black glass

Hoo-B
Black glass / Aluminium

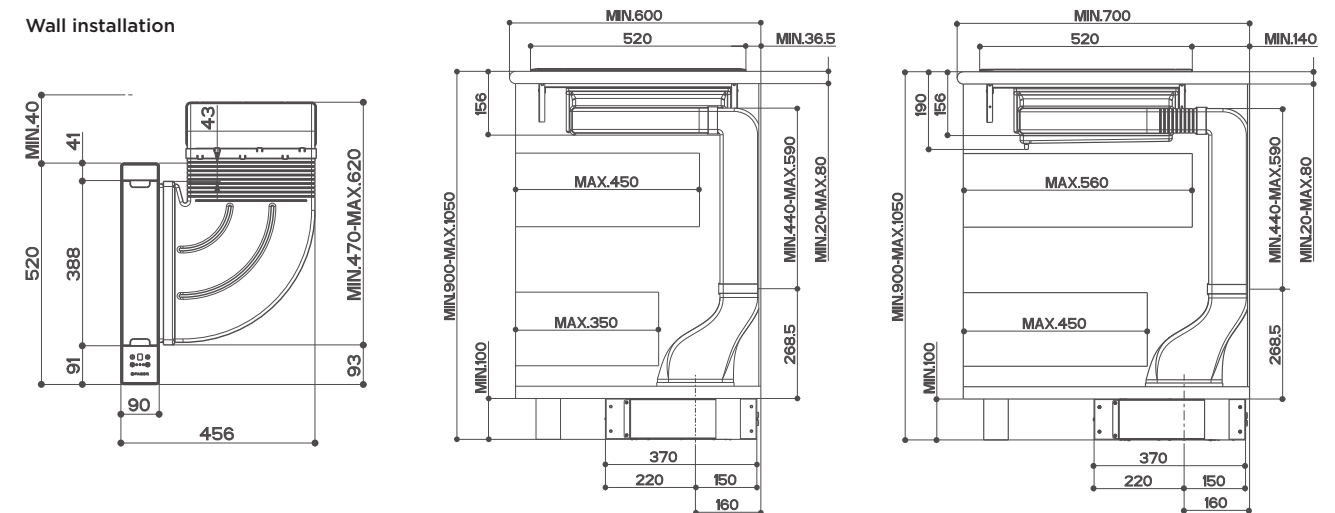
HOO-B COOKTOP, THE NEXT-GENERATION FITTED HOOD

A sophisticated yet minimalist look for the new fitted HOO-B hood, which is embellished with a special aluminium trim that makes it even more stylish.

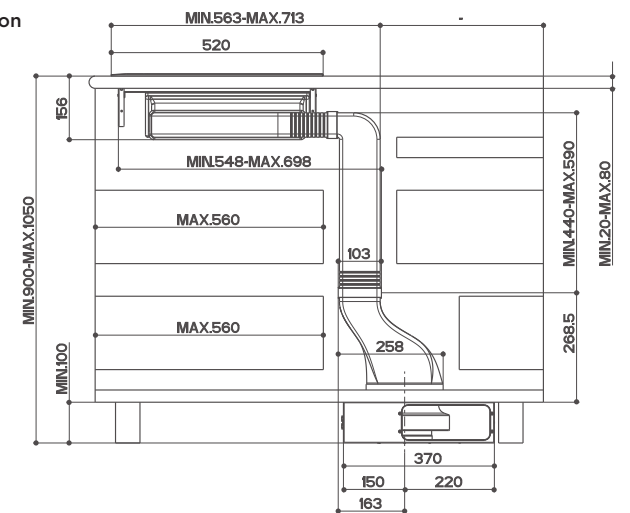
The glass panel fits over the hob without interrupting the continuity of its forms and lines, guaranteeing the utmost quality at all times. The Touch control commands also make it possible to operate the hood and induction hobs with the touch of a finger.

When in use, HOO-B opens, lifting its cover and revealing its extraction surface. When you have finished using it, the cover goes back down to create a single worktop again. For those that love pure minimalism, the new model also comes in the HOO-B Glass version with no aluminium trim.

Wall installation



Island installation



HOO-B HOO-B GLASS

HOO-B BK/A A52 cod. 110.0456.212

HOO-B GLASS BK A52 cod. 110.0456.467



FEATURES	PERFORMANCE	ACCESSORIES
Finish · Black glass / Aluminium · Black glass	Speed 1 2 3 INT Air capacity IEC point 415 480 540 600 Pressure 320 430 550 725 Input 55 85 115 145 Noise level 62 64 67 70	Cod. 112.0470.541 Rectangular ducting recycling kit
Controls Touch control		
Lighting -		
Grease filter Cassettes dishwasher safe		
Ø of air outlet 220x90		
Width 520 mm		
Energy class A+		



Hoo-B must be combined to FBH32 induction hobs.



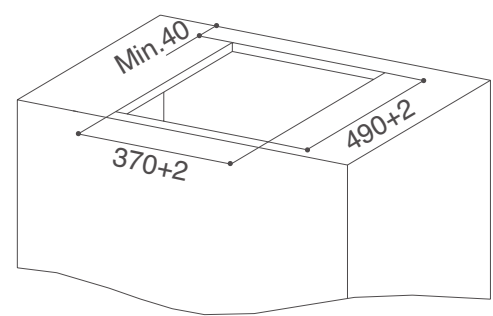
Remove the glass cover before using the hood.



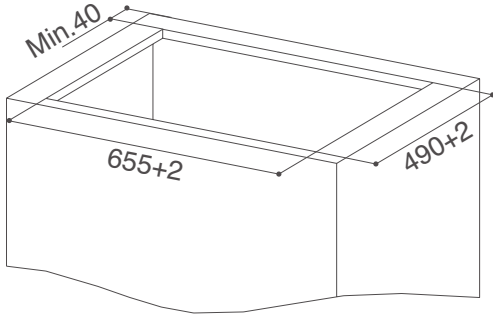
The Hoo-B hood attracts all cooking streams ensuring the maximum result of extraction completely built-in the kitchen top.

Installation mode

HOO-B

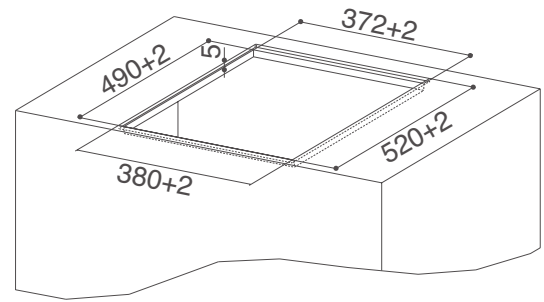


HOO-B + 1 FABER INDUCTION HOB FBH32

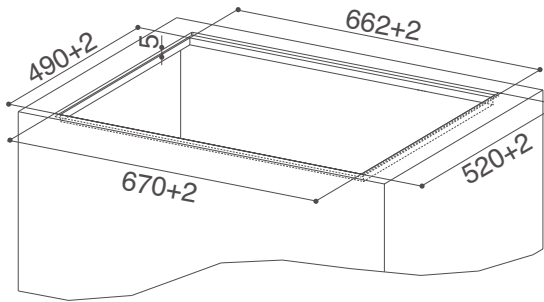


HOO-B + 2 FABER INDUCTION HOBS FBH32

HOO-B GLASS

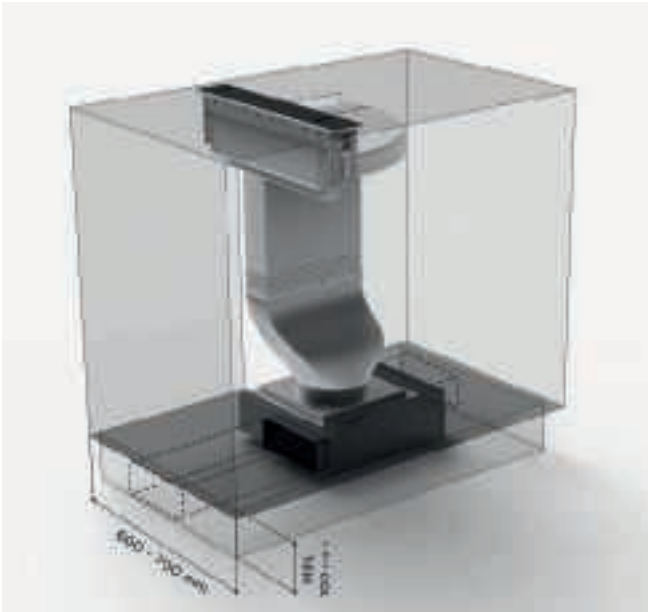


HOO-B GLASS + 1 FABER INDUCTION HOB FBH32
FLUSH FIT INSTALLATION




HOO-B + 2 FABER INDUCTION HOBS FBH32
FLUSH FIT INSTALLATION

WALL INSTALLATION



Air outlet adjustable on the right side or left side

ISLAND INSTALLATION

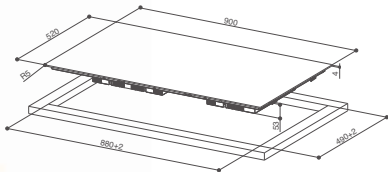


Air outlet adjustable on the right side or left side

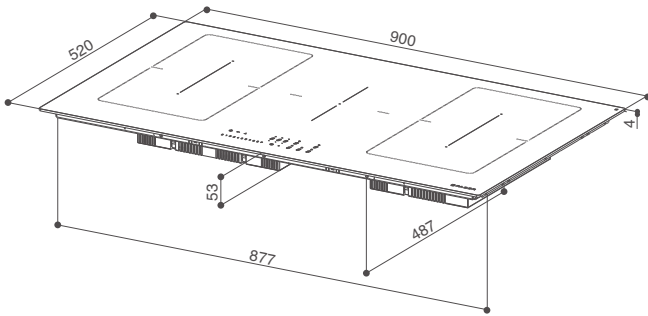
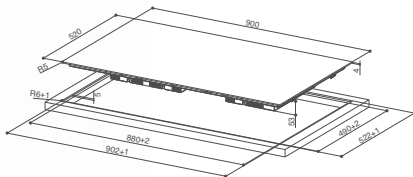




STANDARD INSTALLATION




FLUSH FIT INSTALLATION




FCH95

FCH 95 BK KL cod. 108.0604.943




HOOD&HOB




POWER
MANAGEMENT

[2]

BRIDGE
ZONE



BOOSTER



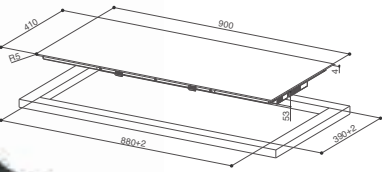
TIMER

FEATURES	FUNCTIONS		POWER COOKING ZONE		
Finish • Black glass	K-Link* with hood	Yes	1 Cooking zone	2100 W 3000 W Booster	210x190
Product dimensions LxW (mm) 900x520	Bridge Cooking	Yes (2 zones)	2 Cooking zone	2100 W 3000 W Booster	210x190
Induction zone 5	Booster	Yes	3 Cooking zone	2300 W 3000 W Booster	Ø 200
Controls Slider Touch 9 levels	Child proof-lock	Yes	4 Cooking zone	2100 W 3000 W Booster	210x190
Power (W) 7400	Timer	Yes	5 Cooking zone	2100 W 3000 W Booster	210x190
Voltage (V) 220/240	Pause/Recall	Yes			
Frequency (HZ) 50/60	Overflow safety device	Yes			
	Automatic heat-up	Yes			
	Pot Detection	Yes			
	Residual Heat indication	Yes			
	Power Limitation	2500w/ 3000w/ 3500w/ 4000w/ 5000w/ 6000w/ full			

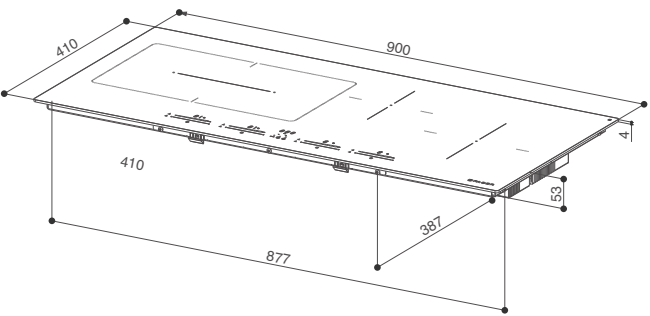
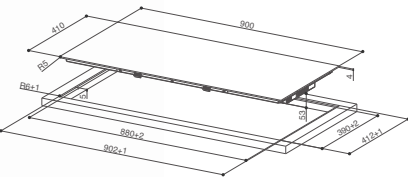
*Requires a Faber hood with K-Link function



STANDARD INSTALLATION




FLUSH FIT INSTALLATION




FCH SLIM 94

FCH SLIM 94 BK KL cod. 108.0604.942




HOOD&HOB




POWER
MANAGEMENT

[1]

BRIDGE
ZONE



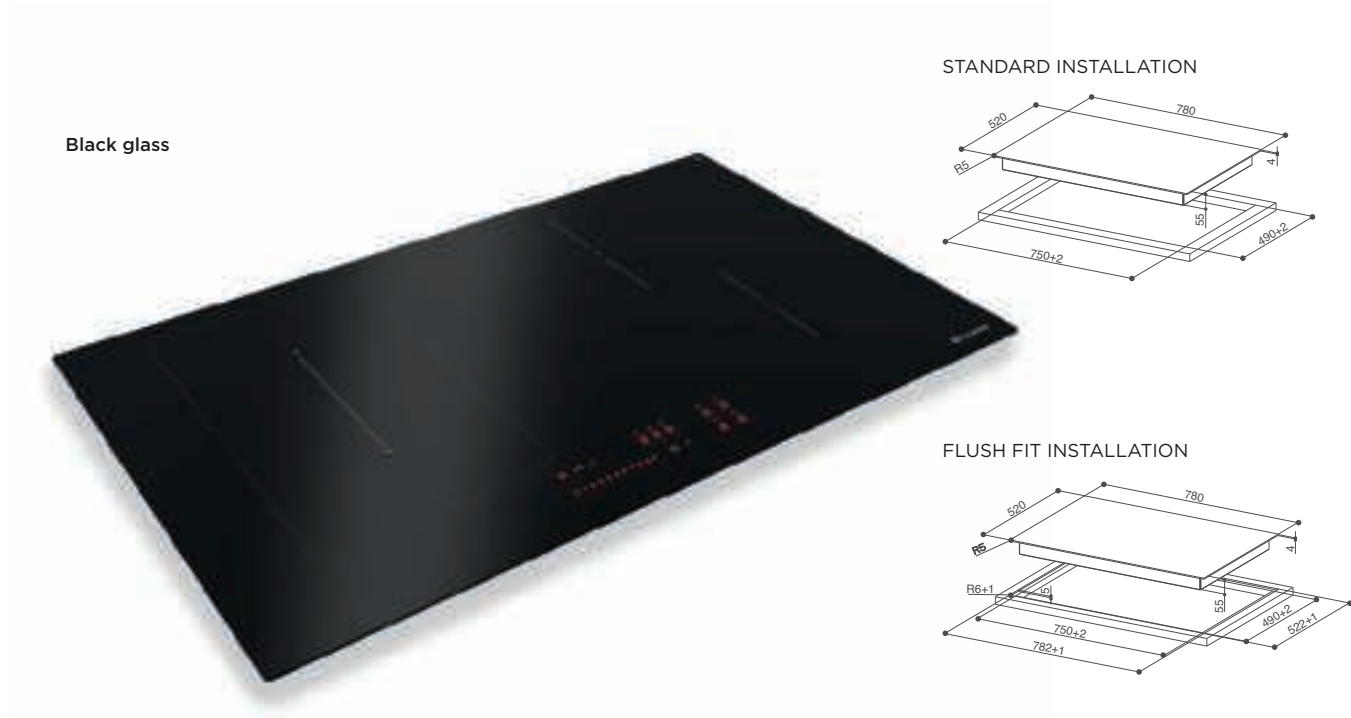
BOOSTER



TIMER

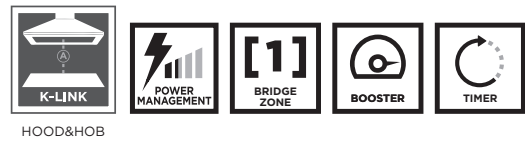
FEATURES	FUNCTIONS		POWER COOKING ZONE		
Finish • Black glass	K-Link* with hood	Yes	1 Cooking zone	2100 W 3000 W Booster	210x190
Product dimensions LxW (mm) 900x410	Bridge Cooking	Yes	2 Cooking zone	2100 W 3000 W Booster	210x190
Induction zone 4	Booster	Yes	3 Cooking zone	1400 W 2100 W Booster	Ø 160
Controls Multi-Slider Touch 9 levels	Child proof-lock	Yes	4 Cooking zone	2300 W 3000 W Booster	Ø 200
Power (W) 7400	Timer	Yes			
Voltage (V) 220/240	Pause/Recall	Yes			
Frequency (HZ) 50/60	Overflow safety device	Yes			
	Automatic heat-up	Yes			
	Pot Detection	Yes			
	Residual Heat indication	Yes			
	Power Limitation	2500w/ 3000w/ 3500w/ 4000w/ 5000w/ 6000w/ full			

*Requires a Faber hood with K-Link function



FCH84

FCH 84 BK KL cod. 108.0604.935
FCH 84 GR KL cod. 108.0604.936



FEATURES	FUNCTIONS	POWER COOKING ZONE
Finish • Black glass • Grey glass	K-Link* with hood Yes	1 Cooking zone 2100 W 3000 W Booster 210x190
Product dimensions LxW (mm) 780x520	Bridge Cooking Yes	2 Cooking zone 2100 W 3000 W Booster 210x190
Induction zone 4	Booster Yes	3 Cooking zone 2300 W 3000 W Booster Ø 200
Controls Slider Touch 9 levels	Child proof-lock Yes	4 Cooking zone 1400 W 2100 W Booster Ø 160
Power (W) 7400	Timer Yes	
Voltage (V) 220/240	Pause/Recall Yes	
Frequency (HZ) 50/60	Automatic heat-up Yes	
	Pot Detection Yes	
	Residual Heat indication Yes	
	Power Limitation 2500w/ 3000w/ 3500w/ 4000w/ 5000w/ 6000w/ full	

Grey glass

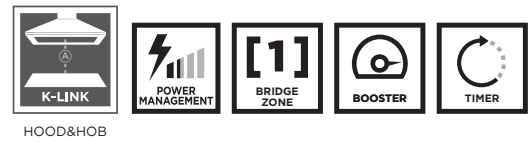


*Requires a Faber hood with K-Link function



FCH64

FCH 64 BK KL cod. 108.0604.933
FCH 64 GR KL cod. 108.0604.934



FEATURES	FUNCTIONS	POWER COOKING ZONE
Finish • Black glass • Grey glass	K-Link* with hood Yes	1 Cooking zone 2100 W 3000 W Booster 210x190
Product dimensions LxW (mm) 580x520	Bridge Cooking Yes	2 Cooking zone 2100 W 3000 W Booster 210x190
Induction zone 4	Booster Yes	3 Cooking zone 2300 W 3000 W Booster Ø 200
Controls Slider Touch control	Child proof-lock Yes	4 Cooking zone 1400 W 1850 W Booster Ø 145
Power (W) 7400	Timer Yes	
Voltage (V) 220/240	Pause/Recall Yes	
Frequency (HZ) 50/60	Automatic heat-up Yes	
	Pot Detection Yes	
	Power Limitation Residual Yes	
	Power Limitation 2500w/ 3000w/ 3500w/ 4000w/ 5000w/ 6000w/ full	

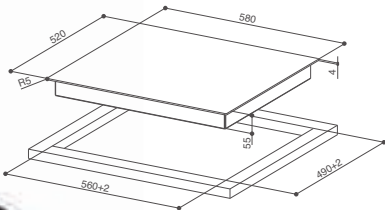
Grey glass



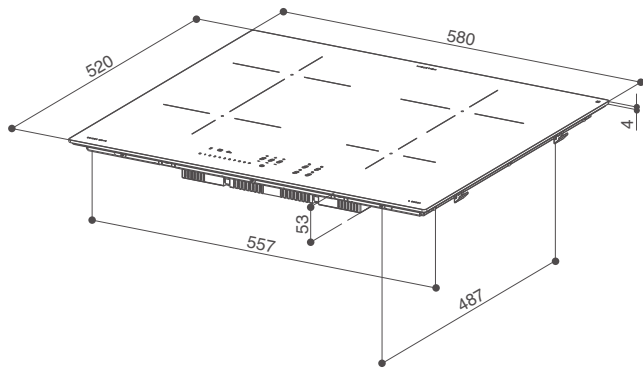
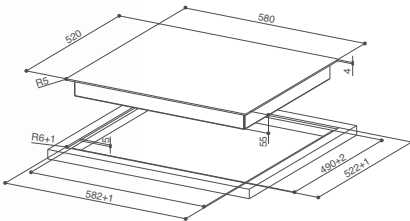
*Requires a Faber hood with K-Link function



STANDARD INSTALLATION



FLUSH FIT INSTALLATION




FBH64

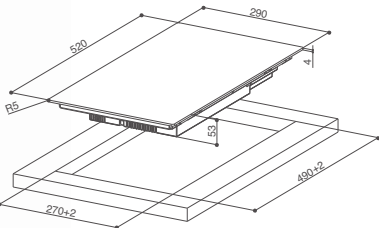
FBH 64 BK FFI cod. 108.0604.932



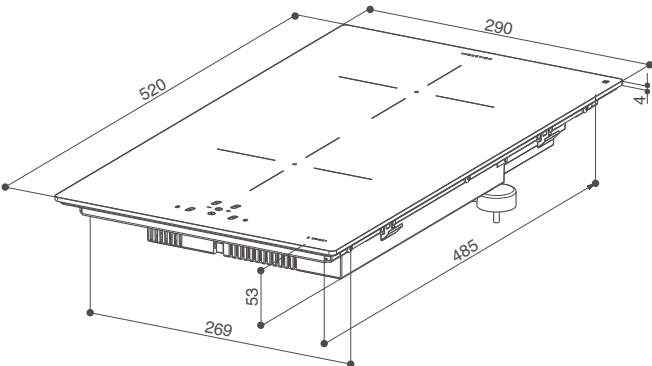
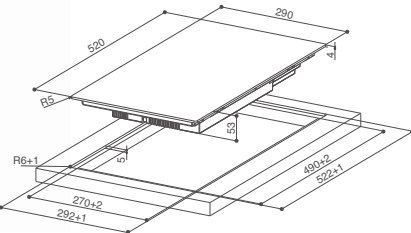
FEATURES	FUNCTIONS		POWER COOKING ZONE		
Finish	K-Link with hood	No	1 Cooking zone 2 Cooking zone 3 Cooking zone 4 Cooking zone	1400 W	Ø 160
• Black glass	Bridge Cooking	No		2100 W Booster	
Product dimensions LxW (mm)	Booster	Yes		1400 W	Ø 160
580x520	Child proof-lock	Yes		2100 W Booster	
Induction zone	Timer	Yes		2300 W	Ø 200
4	Pause/Recall	No		3000 W Booster	
Controls	Overflow safety device	Yes		1400 W	Ø 145
Touch 9 levels	Automatic heat-up	No		1850 W Booster	
Power (W)	Pot Detection	Yes			
7400	Residual Heat indication	Yes			
Voltage (V)	Power Limitation	2500w/ 3000w/ 3500w/ 4000w/ 5000w/ 6000w/ full			
220/240					
Frequency (HZ)					
50/60					



STANDARD INSTALLATION



FLUSH FIT INSTALLATION



FBH32

FBH 32 BK FFI cod. 108.0604.931




FEATURES	FUNCTIONS		POWER COOKING ZONE		
Finish	K-Link with hood	No	1 Cooking zone 2 Cooking zone	1400 W	Ø 160
• Black glass	Bridge Cooking	No		2100 W Booster	
Product dimensions LxW (mm)	Booster	Yes		1400 W	Ø 160
290x520	Child proof-lock	Yes		2100 W Booster	
Induction zone	Timer	Yes			
2	Pause/Recall	No			
Controls	Overflow safety device	Yes			
Touch 9 levels	Automatic heat-up	No			
Power (W)	Pot Detection	Yes			
3700	Residual Heat indication	Yes			
Voltage (V)	Power Limitation	1500W/ 2000W/ 2500W/ 3000W/ 3500W/ full			
220/240					
Frequency (HZ)					
50/60					

Progress is expressed in the extremely clearcut design of a perfect hideaway structure. The innovative, minimal look make this model hood with ceiling installation a design item that hides high performance thanks to the perimeter suction technology employed. The perfect balance of function and form, where technology does its utmost to ensure comfort and practicality, with a discreet presence in the kitchen.

CEILING

INSIDE UP	285
HEAVEN 2.0	301
HEAVEN 2.0 FLAT	300
HEAVEN AIR	295
HEAVEN LIGHT PRO	299
HEAVEN GLASS 2.0 FLAT	300
HIGH-LIGHT	292
ONYX-C	289
SKYPAD 2.0	293

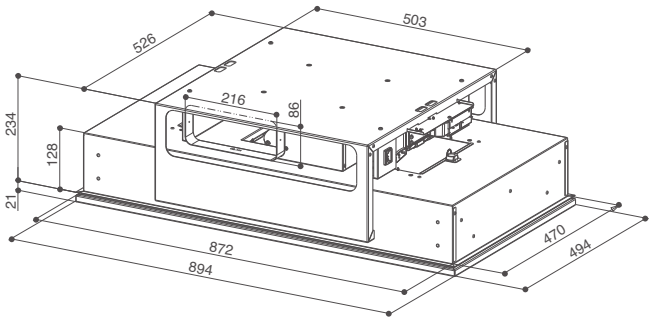




Stainless steel

White matt

ESSENTIAL AND ICONICAL STYLE
An iconic and extremely distinctive design turns the Inside-Up ceiling hood into a precious decor element, able to enhance interior design with the help of its unique and tunable light.



INSIDE UP

INSIDE UP IX KL A90 cod. 305.0615.739
INSIDE UP WH KL A90 cod. 305.0615.740

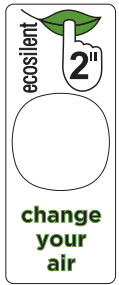


FEATURES		PERFORMANCE					ACCESSORIES
Finish		Speed	1	2	3	INT	Cod. 112.0471.608 F18-90 Charcoal filter
• White matt • Stainless steel		Air capacity IEC point	330	490	600	700	
Controls		Pressure	150	310	510	700	
Touch control		Input	30	65	115	145	
Lighting		Noise level	56	65	70	73	
Perimetral LED light							
Grease filter							
Cassettes dishwasher safe							
Ø of air outlet							
150 / 120 mm							
Width							
900 mm							
Energy class							
B							





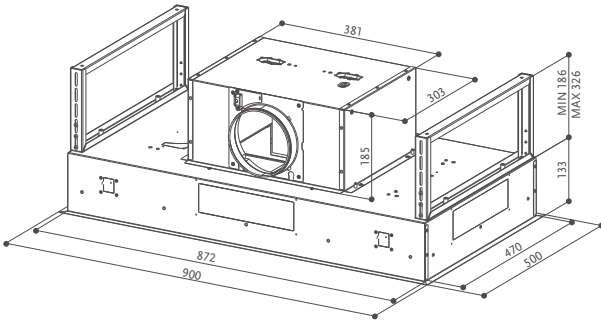
Black Glass/Stainless steel



A++
52 DB(A) MAX CAPACITY

ECO FUNCTION:
change of air with minimum
consumption and maximum
silence.

YOUR KITCHEN’S SILENT GUARDIAN.
Look up and you’ll appreciate its linear design, but otherwise Onyx-C blends into the background, and all you notice is the pure air. Onyx-C incorporates FABER’s exclusive SIL & STILL technology. This new technology includes an Eco button that activates an ultra-silent mode to bring your kitchen maximum comfort with minimum energy consumption. The button’s green light is the sole proof the system is working. The silence is broken only by applause for the Faber technology that places the hood in energy efficiency class A++.



ONYX-C

ONYX-C X/V A90 cod. 350.0543.436



FEATURES		PERFORMANCE						ACCESSORIES
Finish	• Black glass / Stainless steel	Speed	1	2	3	INT	BOOST	Cod. 112.0157.240
Controls	Squarclé touch	Air capacity IEC point	230	320	430	640	820	F8 Charcoal filter
Lighting	LED light	Pressure	470	480	490	540	600	Cod. 112.0158.127
Grease filter	Cassettes dishwasher safe	Input	60	70	80	90	170	FHP8 Charcoal filter High Performance
Ø of air outlet	150 / 120 mm	Noise level	39	46	51	61	67	Cod. 112.0185.278
Width	900 mm							FLL8 Charcoal filter Long Lasting
Energy class	A++							





HIGH-LIGHT

HIGH-LIGHT X KL A91/2 cod. 350.0663.962
HIGH-LIGHT BK MATT KL A91/2 cod. 350.0663.963
HIGH-LIGHT WH MATT KL A91/2 cod. 350.0663.964



FEATURES	PERFORMANCE					ACCESSORIES
Finish • Stainless steel • White matt • Black matt	Speed	1	2	3	INT	Cod. 112.0471.608 F18-90 Charcoal filter
Controls Electronic Led	Air capacity IEC point	165	350	490	700	
Lighting Perimeter LED light	Pressure	40	150	320	700	
Grease filter Cassettes dishwasher safe	Input	10	30	65	145	
Ø of air outlet 220 x 90 mm	Noise level	40	58	65	72	
Width 910 / 1210 mm						
Energy class A+						

Stainless steel



White matt



SKYPAD 2.0

SKYPAD 2.0 X/WH F120 cod. 110.0479.462



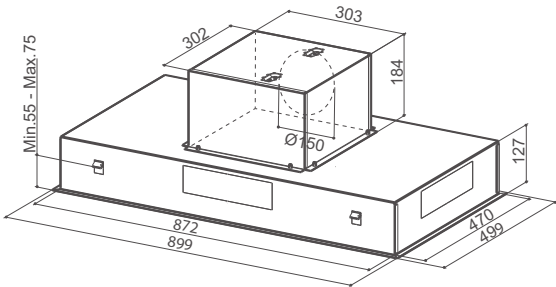
FEATURES	PERFORMANCE					ACCESSORIES
Finish • Stainless steel / White glass	Speed	1	2	3	INT	Cod. 112.0329.928 FHP14 Charcoal filter High Performance
Controls Electronic Led	Air capacity IEC point	440	600	780	850	
Lighting 2 LED lights	Pressure*	-	-	-	-	
Grease filter Cassettes dishwasher safe	Input	60	90	140	180	
Ø of air outlet -	Noise level	57	64	70	72	
Width 1200 mm						
Energy class - *						
Blowers 2						

* Data not declared, as the model is exclusively available in the recycling version.



AIR QUALITY ALWAYS
AT HAND

The only stainless steel ceiling hood model equipped with real-time air quality sensor, connected via app for superior functionality and air optimisation even in the most minimalist island kitchens.



HEAVEN AIR

HEAVEN AIR X KL A90 cod. 350.0615.707



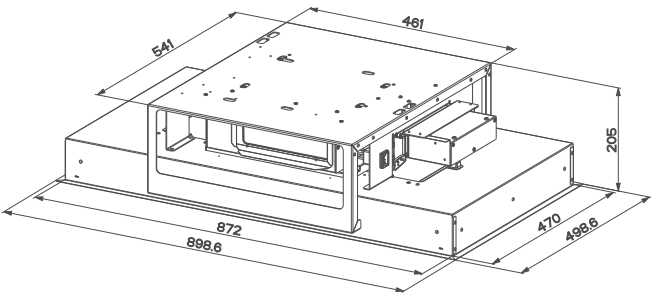
FEATURES		PERFORMANCE					ACCESSORIES
Finish	• Stainless steel	Speed	1	2	3	INT	Cod. 112.0157.240
Controls		Air capacity IEC point	290	430	610	770	F8 Charcoal filter
Lighting	Electronic Led	Pressure	460	550	590	600	Cod. 112.0327.007
Grease filter		Input	150	200	240	250	ENERGY Remote blower kit
Ø of air outlet	150 / 120 mm	Noise level	48	56	63	68	Cod. 112.0158.127
Width							FHP8 Charcoal filter High Performance
Energy class	A						Cod. 112.0185.278
							FLL8 Charcoal filter Long Lasting





Stainless steel

White glass



HEAVEN LIGHT PRO

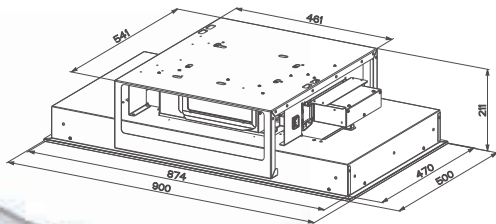
HEAVEN LIGHT PRO G/WH FLAT KL A90 cod. 350.0669.936
HEAVEN LIGHT PRO X FLAT KL A90 cod. 350.0669.937



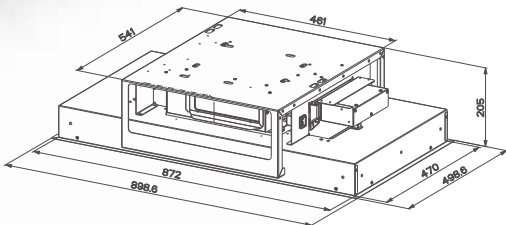
FEATURES		PERFORMANCE					ACCESSORIES
Finish		Speed	1	2	3	INT BOOST	Cod. 112.0471.608
• White glass • Stainless steel		Air capacity IEC point	190	350	400	530 700	F18-90 Charcoal filter
Controls		Pressure	160	480	490	500 510	
Electronic Led		Input	15	60	85	125 220	
Lighting		Noise level	43	58	60	66 72	
2 LED light							
Grease filter							
Cassettes dishwasher safe							
Ø of air outlet							
150 / 120 mm							
Width							
900 mm							
Energy class							
A+							

White matt

Heaven Glass 2.0 Flat



Heaven 2.0 Flat



HEAVEN GLASS 2.0 FLAT

HEAVEN 2.0 FLAT

HEAVEN GLASS 2.0 WH FLAT A90/2 cod. 350.0663.968

HEAVEN 2.0 X FLAT A90/2 cod. 350.0663.965

HEAVEN 2.0 BK MATT FLAT A90/2 cod. 350.0663.966

HEAVEN GLASS 2.0 WH FLAT KL A90/2 cod. 350.0663.971*

HEAVEN 2.0 X FLAT KL A90/2 cod. 350.0663.970*

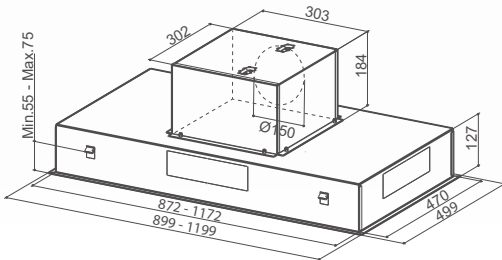


FEATURES	PERFORMANCE					ACCESSORIES
Finish	Speed	1	2	3	INT	Cod. 112.0471.608 FLL18-90 Charcoal filter Long Lasting
• White glass • Stainless steel	Air capacity IEC point	165	350	490	700	
Controls	Pressure	40	150	320	700	
Electronic Led	Input	10	30	65	145	
Lighting	Noise level	40	58	65	72	
2 LED lights 4 LED lights (s. steel model)						
Grease filter						
Cassettes dishwasher safe						
Ø of air outlet						
220 x 90 mm						
Width						
900 / 1200 mm						
Energy class						
A+						

Stainless steel



Air outlet adjustable in 4 positions



HEAVEN 2.0

HEAVEN 2.0 EV8+ X 90 cod. 110.0315.792

HEAVEN 2.0 EV8+ X 120 cod. 110.0315.794

HEAVEN 2.0 X KL A90 cod. 350.0621.950



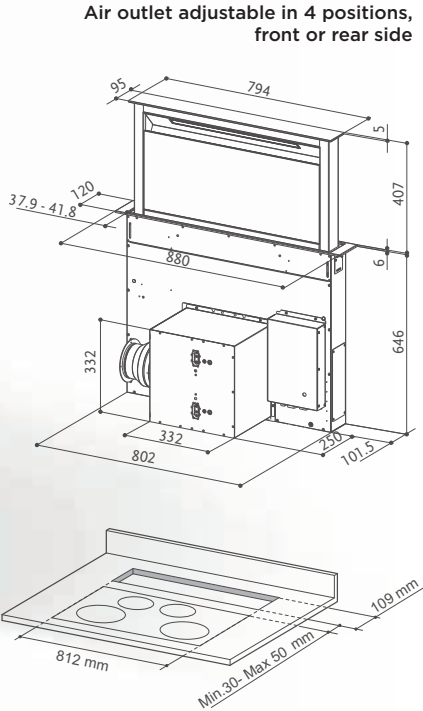
FEATURES	PERFORMANCE					ACCESSORIES
Finish	Speed	1	2	3	INT	Cod. 112.0157.240 F8 Charcoal filter
• Stainless steel	Air capacity IEC point	290	430	610	770	
Controls	Pressure	460	550	590	600	Cod. 112.0327.007 ENERGY Remote blower kit
Electronic Led	Input	150	200	240	250	
Lighting	Noise level	48	56	63	68	Cod. 112.0158.127 FHP8 Charcoal filter High Performance
4 LED lights						
Grease filter						Cod. 112.0185.278 FLL8 Charcoal filter Long Lasting
Cassettes dishwasher safe						
Ø of air outlet						
150 / 120 mm						
Width						
900 / 1200 mm						
Energy class						
A						

Progress is expressed in the extremely clearcut design of a perfect hideaway structure. The innovative, minimal look make this model hood with ceiling installation a design item that hides high performance thanks to the perimeter suction technology employed. The perfect balance of function and form, where technology does its utmost to ensure comfort and practicality, with a discreet presence in the kitchen.

DOWNDRAFT

FABULA PLUS 60	305
FABULA PLUS 90	304

Stainless steel / Black glass



FABULA PLUS 90

FABULA PLUS EV8+ BK A90 cod. 340.0492.566
FABULA PLUS EV8+ WH A90 cod. 340.0492.567

REMOTE BLOWER

(optional)

PERIMETER ASPIRATION

INTENSIVE SPEED

DELAY 30

24
HOUR 24

FILTER ALARM

REMOTE CONTROL

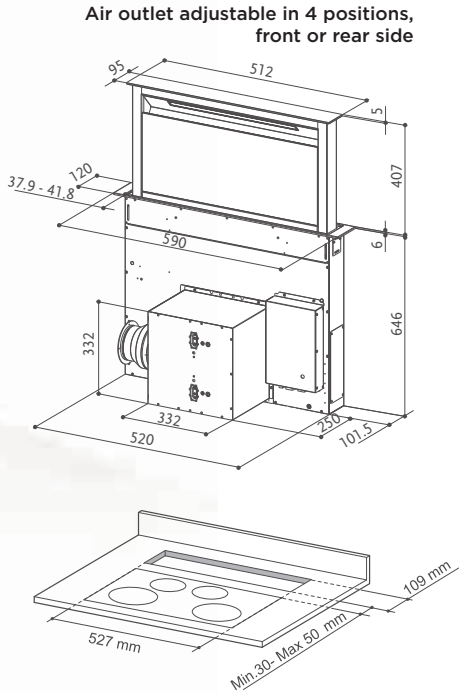
(optional)

LED LIGHT DIMMER

LED LIGHT

A
ENERGY

FEATURES	PERFORMANCE						ACCESSORIES	
Finish • Stainless steel / Black glass • Stainless steel / White glass	Speed	1	2	3	4	INT	Cod. 112.0261.258	
	Air capacity IEC point	200 280 350 440 720						FLL12 Charcoal fi lter
Controls EVO Touch control	Pressure	100 390 490 550 560						Cod. 112.0615.733
Lighting LED lights	Input	100 100 135 170 250						Remote control
Grease filter Cassettes dishwasher safe	Noise level	43 49 53 57 68						Cod. 112.0327.008
								Remote blower kit Fabula
Ø of air outlet 150 / 120								
Width 900 mm								
Energy class A								



FABULA PLUS 60

FABULA PLUS EVO+BK A60 cod. 340.0582.936

REMOTE BLOWER

(optional)

PERIMETER ASPIRATION

INTENSIVE SPEED

DELAY 30

24
HOUR 24

FILTER ALARM

REMOTE CONTROL

(optional)

LED LIGHT DIMMER

LED LIGHT

FEATURES	PERFORMANCE						ACCESSORIES
Finish	Speed	1	2	3	4	INT	Cod. 112.0629.411
• Stainless steel / Black glass	Air capacity IEC point	200 280 350 430 650					FLL12 KIT 2 C.F. FABULA 60cm
Controls	Pressure	100 390 490 550 560					Cod. 112.0615.733
EVO Touch control	Input	45 100 135 170 250					Remote control
Lighting	Noise level	46 52 59 62 70					Cod. 112.0327.008
LED lights							Remote blower kit Fabula
Grease fi lter							
Cassettes dishwasher safe							
Ø of air outlet							
150 / 120							
Width							
600 mm							
Energy class							
B							

Discreet, rational, silent.
Built-in hoods reduce the aesthetic impact
of the hood in the kitchen and integrate
perfectly with the cupboards.
An essential tool that’s invisible to the eye.

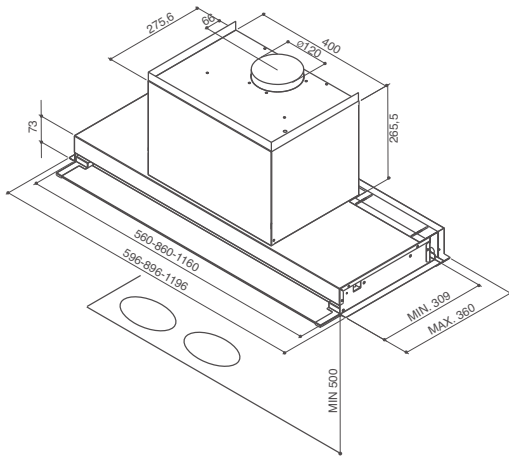

BUILT-IN

FLEXA HIP	335
HAVA	326
ILMA	313
ILMA TOUCH	311
IN-LIGHT	327
IN-NOVA AIR	317
IN-NOVA COMFORT	324
IN-NOVA PREMIUM	321
IN-NOVA SMART	325
IN-NOVA TOUCH	319
IN-NOVA ZERO DRIP	315
INKA LUX	328
INKA LUX PREMIUM	329
INKA PLUS HC	330
INKA SMART C	333
INKA SMART HC	332
INKA SMART HCS (ICH)	331
MAXIMA TOUCH	334
ULTRA SLIM	323
106/35 PLUS	338
152	337
2156 - 2152	336
2740	339





**EXCLUSIVE,
CONDENSATION-FREE COMFORT**
With Steam Off System, the exclusive
Faber technology, in addition to the
suction phase, the hood also emits air jets
that create a vortical motion and
acceleration and help to convey and
capture the steam.
This puts an end to condensation and its
depositing under and around the hood.
DOUBLE AIR ACTION TO COMPLETELY
ELIMINATE CONDENSATION.



To be installed at a minimum
distance from the hob of 50 cm.

ILMA TOUCH

ILMA TOUCH X A60 cod. 305.0567.012
ILMA TOUCH X A90 cod. 305.0567.013
ILMA TOUCH X A120 cod. 305.0567.014




INNOVATIVE TOUCH CONTROLS
Faber's touch controls are located at the front of the
hood for instant access. These innovative front-edge
controls make hood superbly easy to operate.

FEATURES		PERFORMANCE					ACCESSORIES
Finish		Speed	1	2	3	INT	Cod. 112.0506.172 F21 Charcoal filter
• Stainless steel / white glass		Air capacity IEC point	140	220	320	430	
Controls		Pressure	230	250	270	290	
Squarcle touch		Input	80	100	120	125	
Lighting		Noise level	52	56	66	70	
2 LED lights							
Grease filter							
Cassettes dishwasher safe							
Ø of air outlet							
120 mm							
Width							
600 / 900 / 1200 mm							
Energy class							
A							

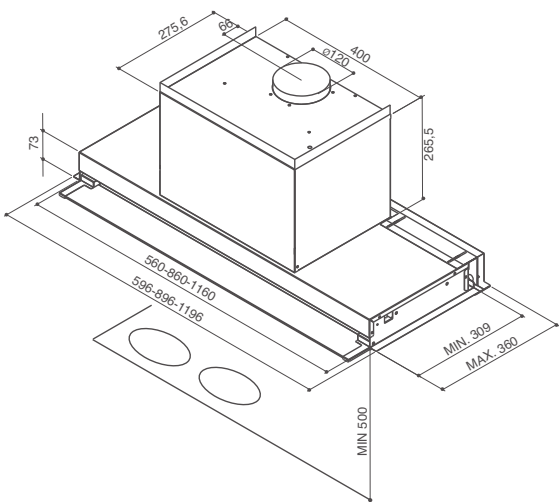


600 mm



EXCLUSIVE,
CONDENSATION-FREE COMFORT





With Steam Off System, the exclusive Faber technology, in addition to the suction phase, the hood also emits air jets that create a vortical motion and acceleration and help to convey and capture the steam. This puts an end to condensation and its depositing under and around the hood. DOUBLE AIR ACTION TO COMPLETELY ELIMINATE CONDENSATION.



To be installed at a minimum distance from the hob of 50 cm.

ILMA

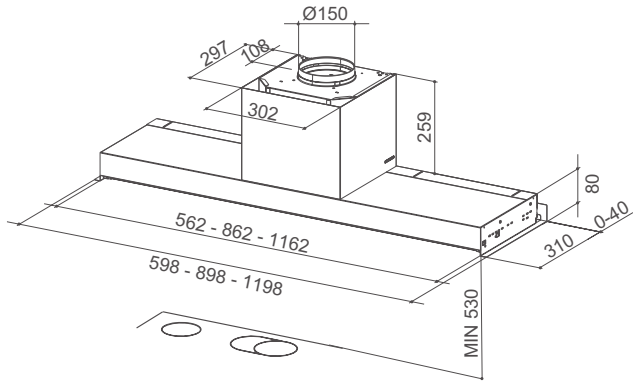
ILMA X A60 cod. 305.0482.953
ILMA X A90 cod. 110.0456.294
ILMA X A120 cod. 305.0482.954



(optional)



FEATURES		PERFORMANCE					ACCESSORIES
Finish		Speed	1	2	3	INT	Cod. 112.0506.172
• Stainless steel		Air capacity IEC point	140	220	320	430	F21 Charcoal filter
Controls		Pressure	230	250	270	290	Cod. 112.0615.733
Squarcle touch		Input	80	100	120	125	Remote control
Lighting		Noise level	52	56	66	70	
LED lights							
Grease filter							
Stainless steel cassettes dishwasher safe							
Ø of air outlet							
120 mm							
Width							
600 / 900 / 1200 mm							
Energy class							
A							



IN-NOVA ZERO DRIP

IN-NOVA ZERO DRIP A60 cod. 305.0626.490
IN-NOVA ZERO DRIP A75 cod. 305.0654.379

IN-NOVA ZERO DRIP A90 cod. 305.0626.489
IN-NOVA ZERO DRIP A120 cod. 305.0626.531

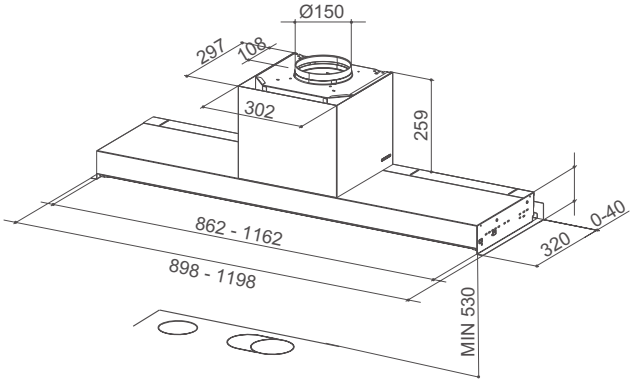
IN-NOVA ZERO DRIP KL A60 cod. 305.0672.371 *
IN-NOVA ZERO DRIP KL A90 cod. 305.0672.330 *



(optional)



FEATURES		PERFORMANCE					ACCESSORIES
Finish		Speed	1	2	3	INT	Cod. 112.0627.248
• Stainless steel / White Glass		Air capacity IEC point	280	410	580	710	FLL26 Charcoal filter
Controls		Pressure	450	510	550	560	Cod. 112.0615.733
Squarcle touch		Input	150	200	240	250	Remote control
Lighting		Noise level	49	58	65	69	
2 LED lights							
Grease filter							
Cassettes dishwasher safe							
Ø of air outlet							
150 / 120 mm							
Width							
600 / 900 / 1200 mm							
Energy class							
A							



IN-NOVA AIR

IN-NOVA AIR X KL A90 cod. 305.0615.688
IN-NOVA AIR X KL A120 cod. 305.0615.701

(optional)






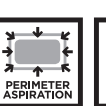


FEATURES		PERFORMANCE					ACCESSORIES
Finish		Speed	1	2	3	INT	Cod. 112.0157.243
• Stainless steel / Black Glass		Air capacity IEC point	250	390	570	670	F9 Charcoal filter
Controls		Pressure	450	540	570	580	Cod. 112.0615.733
Squarcle touch		Input	150	200	240	250	Remote control
Lighting		Noise level	53	60	67	69	Cod. 112.0327.007
2 LED lights							ENERGY Remote blower kit
Grease filter							Cod. 112.0185.276
Cassettes dishwasher safe							FLL9 Charcoal filter
Ø of air outlet							Long Lasting
150 / 120 mm							
Width							
900 / 1200 mm							
Energy class							
A							



IN-NOVA TOUCH


IN-NOVA TOUCH X/BK A60 cod. 305.0611.152
IN-NOVA TOUCH X/BK A90 cod. 305.0611.153
IN-NOVA TOUCH X/BK A120 cod. 305.0611.154

IN-NOVA TOUCH X/WH A60 cod. 305.0611.157
IN-NOVA TOUCH X/WH A90 cod. 305.0611.156
IN-NOVA TOUCH X/WH A120 cod. 305.0611.155



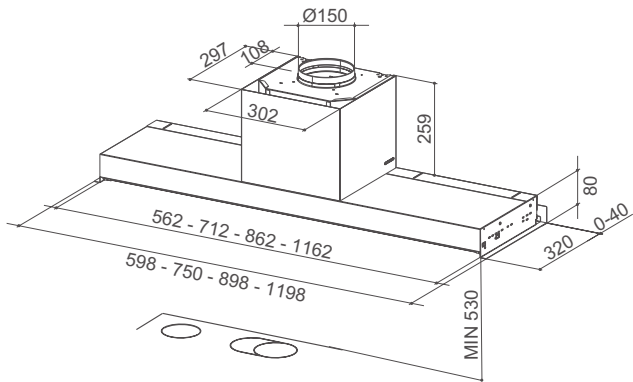
(optional)

(optional)



Faber's touch controls are located at the front of the hood for instant access.

FEATURES		PERFORMANCE					ACCESSORIES
Finish	<ul style="list-style-type: none">• Stainless steel / Black glass• Stainless steel / White Glass	Speed	1	2	3	INT	Cod. 112.0157.243
		Air capacity IEC point	250	390	570	670	F9 Charcoal filter
Controls	Squarcle touch	Pressure	450	540	570	580	Cod. 112.0615.733
Lighting	2 LED lights	Input	150	200	240	250	Remote control
Grease filter	Cassettes dishwasher safe	Noise level	53	60	67	69	Cod. 112.0327.007
Ø of air outlet	150 / 120 mm						ENERGY Remote blower kit
Width	600 / 900 / 1200 mm						Cod. 112.0185.276
Energy class	A						FLL9 Charcoal filter Long Lasting
							Cod. 112.0624.485
							Kit filters stainless steel In-Nova 60
							Cod. 122.0624.486
							Kit filters stainless steel In-Nova 90
							Cod. 112.0624.487
							Kit filters stainless steel In-Nova 120



To be installed at a minimum distance from the hob of 53 cm.

IN-NOVA PREMIUM

IN-NOVA PREMIUM WH M A60 cod. 305.0625.312
IN-NOVA PREMIUM WH M A90 cod. 305.0625.311
IN-NOVA PREMIUM WH M A120 cod. 305.0625.240
IN-NOVA PREMIUM BK M A60 cod. 305.0625.239
IN-NOVA PREMIUM BK M A90 cod. 305.0625.238
IN-NOVA PREMIUM BK M A120 cod. 305.0625.237

IN-NOVA PREMIUM EV8+ X A60 cod. 110.0439.940
IN-NOVA PREMIUM EV8+ X A75 cod. 305.0569.170
IN-NOVA PREMIUM EV8+ X A90 cod. 110.0439.951
IN-NOVA PREMIUM EV8+ X A120 cod. 110.0439.952

IN-NOVA PREMIUM X KL A60 cod. 305.0621.943 *
IN-NOVA PREMIUM X KL A90 cod. 305.0621.942 *
IN-NOVA PREMIUM X KL A120 cod. 305.0621.941 *



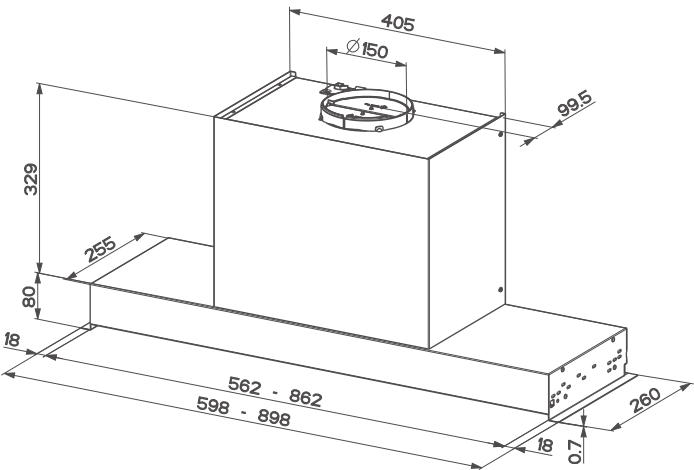
(optional)

White

Black



FEATURES	PERFORMANCE					ACCESSORIES
Finish •Stainless steel / Glass •White matt / Glass •Black matt / Glass	Speed	1	2	3	INT	Cod. 112.0157.243 F9 Charcoal filter
Controls Electronic SENSOR	Air capacity IEC point	250 390 570 670				Cod. 112.0615.733 Remote control
Lighting 2 LED lights	Pressure	450 540 570 580				Cod. 112.0327.007 ENERGY Remote blower kit
Grease filter Cassettes dishwasher safe	Input	150 200 240 250				Cod. 112.0185.276 FLL9 Charcoal filter Long Lasting
Ø of air outlet 150 / 120 mm	Noise level	53	60	67	69	Cod. 112.0624.485 Kit filters stainless steel In-Nova 60
Width 600 / 750 / 900 / 1200 mm						Cod. 122.0624.486 Kit filters stainless steel In-Nova 90
Energy class A						Cod. 112.0624.487 Kit filters stainless steel In-Nova 120



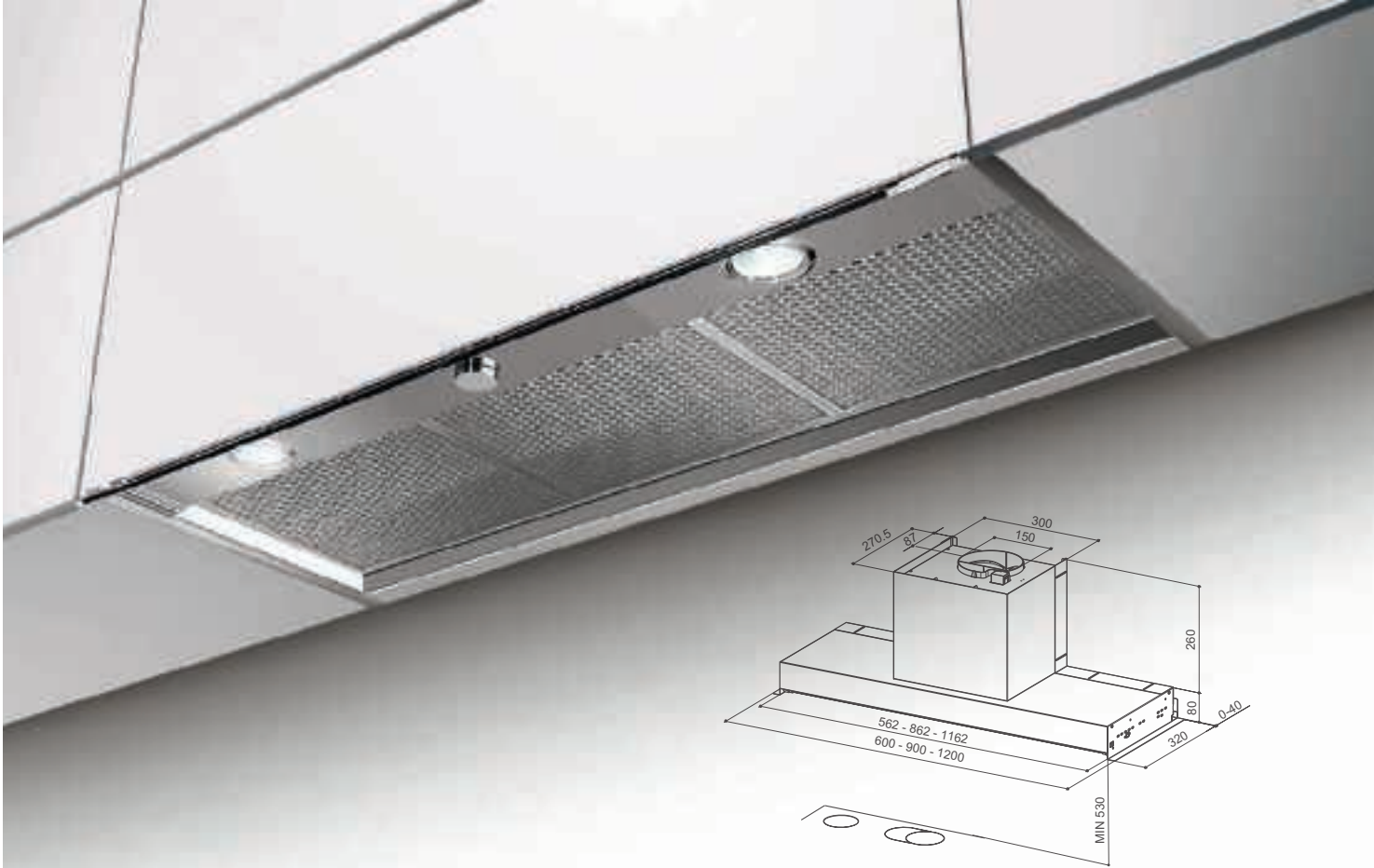
To be installed at a minimum distance from the hob of 53 cm.

ULTRA SLIM

ULTRA SLIM X KL A60 cod. 305.0655.735
ULTRA SLIM X KL A90 cod. 305.0655.737

(optional)(optional)

FEATURES		PERFORMANCE					ACCESSORIES
Finish		Speed	1	2	3	INT	Cod. 112.0157.240
• Stainless steel		Air capacity IEC point	315	490	635	730	F8 Charcoal filter
Controls		Pressure	340	440	490	500	Cod. 112.0615.733
Electronic SENSOR		Input	137	177	220	258	Remote control
Lighting		Noise level	53	62	69	72	Cod. 112.0158.127
2 LED lights							FHP8 Charcoal filter High Performance
Grease filter							Cod. 112.0185.278
Cassettes dishwasher safe							FLL8 Charcoal filter Long Lasting
Ø of air outlet							
150 / 120 mm							
Width							
600 / 900							
Energy class							
C							



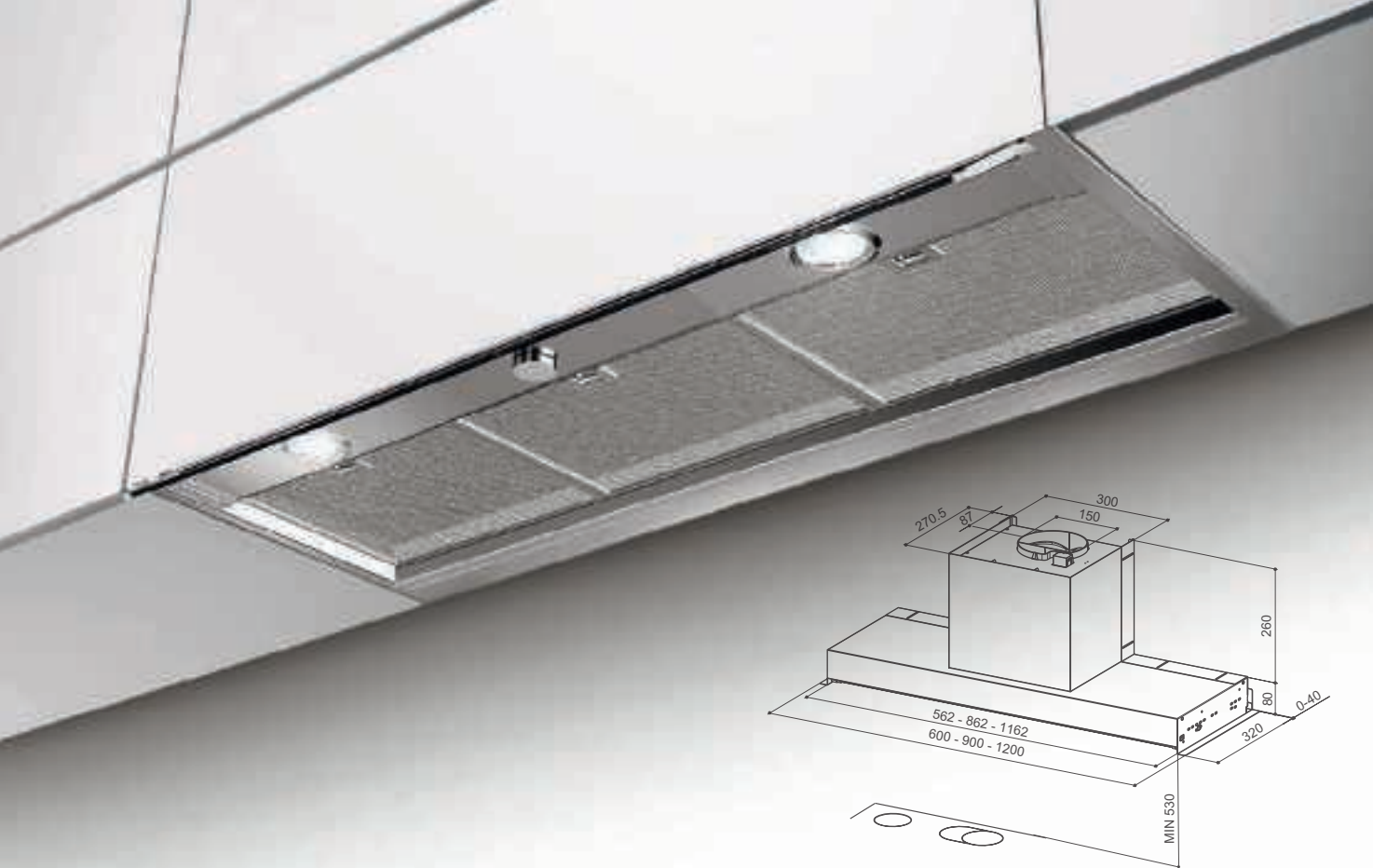
IN-NOVA COMFORT

To be installed at a minimum distance from the hob of 53 cm.

IN-NOVA COMFORT EG6 X A60 cod. 110.0439.937
IN-NOVA COMFORT EG6 X A90 cod. 110.0439.938
IN-NOVA COMFORT EG6 X A120 cod. 110.0439.939



FEATURES	PERFORMANCE				ACCESSORIES
Finish	Speed	1	2	3	Cod. 112.0441.093 F4-14B Charcoal filter
• Stainless steel / Glass	Air capacity IEC point	250	380	570	
Controls	Pressure	230	370	500	Cod. 112.0327.007 ENERGY Remote blower kit
Pull out Knob	Input	80	105	160	
Lighting	Noise level	47	56	65	
2 LED lights					
Grease filter					
Stainless steel cassettes dishwasher safe					
Ø of air outlet					
150 / 120 mm					
Width					
600 / 900 / 1200 mm					
Energy class					
C					



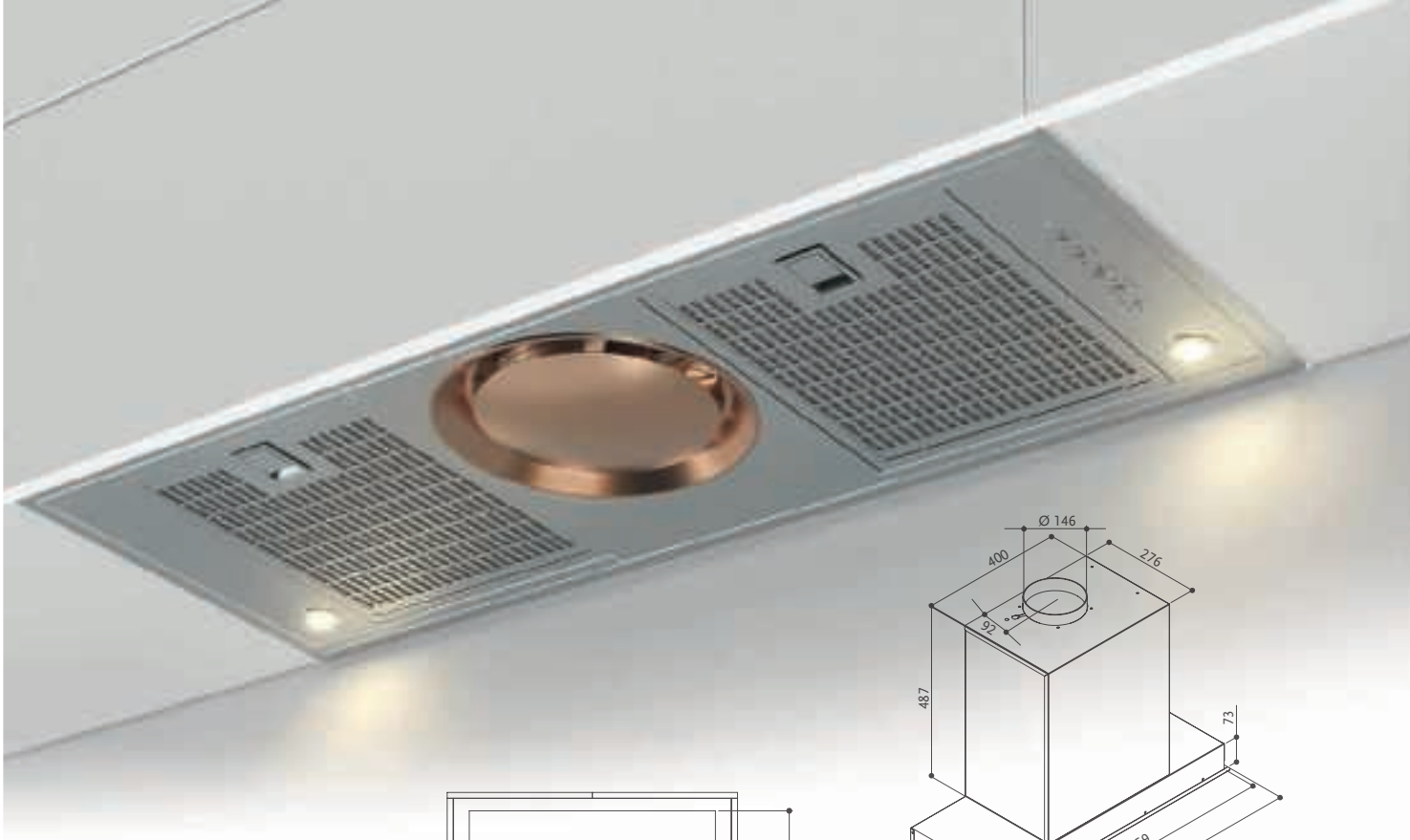
IN-NOVA SMART

To be installed at a minimum distance from the hob of 53 cm.

IN-NOVA SMART X A60 cod. 305.0557.680
IN-NOVA SMART X A90 cod. 305.0557.691
IN-NOVA SMART X A120 cod. 305.0554.567

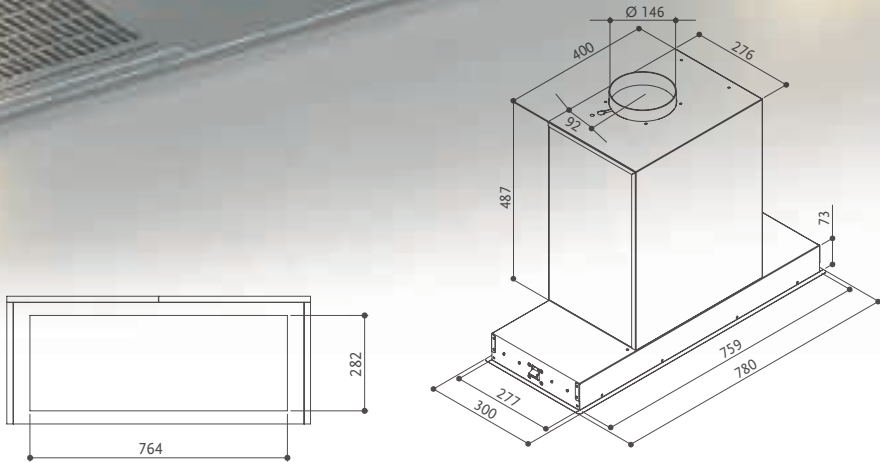


FEATURES	PERFORMANCE			ACCESSORIES	
Finish	Speed	1	2	3	Cod. 112.0067.944
• Stainless steel / Glass	Air capacity IEC point	200 260 360			F3 Charcoal filter
Controls	Pressure	220 270 290			Cod. 112.0544.470
Pull out Knob	Input	90	115	145	FLL3 Charcoal filter Long Lasting
Lighting	Noise level	57	62	68	
2 LED lights					
Grease filter					
Stainless steel cassettes dishwasher safe					
Ø of air outlet					
150 / 120 mm					
Width					
600 / 900 / 1200 mm					
Energy class					
D					







HAVA

HAVA X 78 cod. 325.0570.133



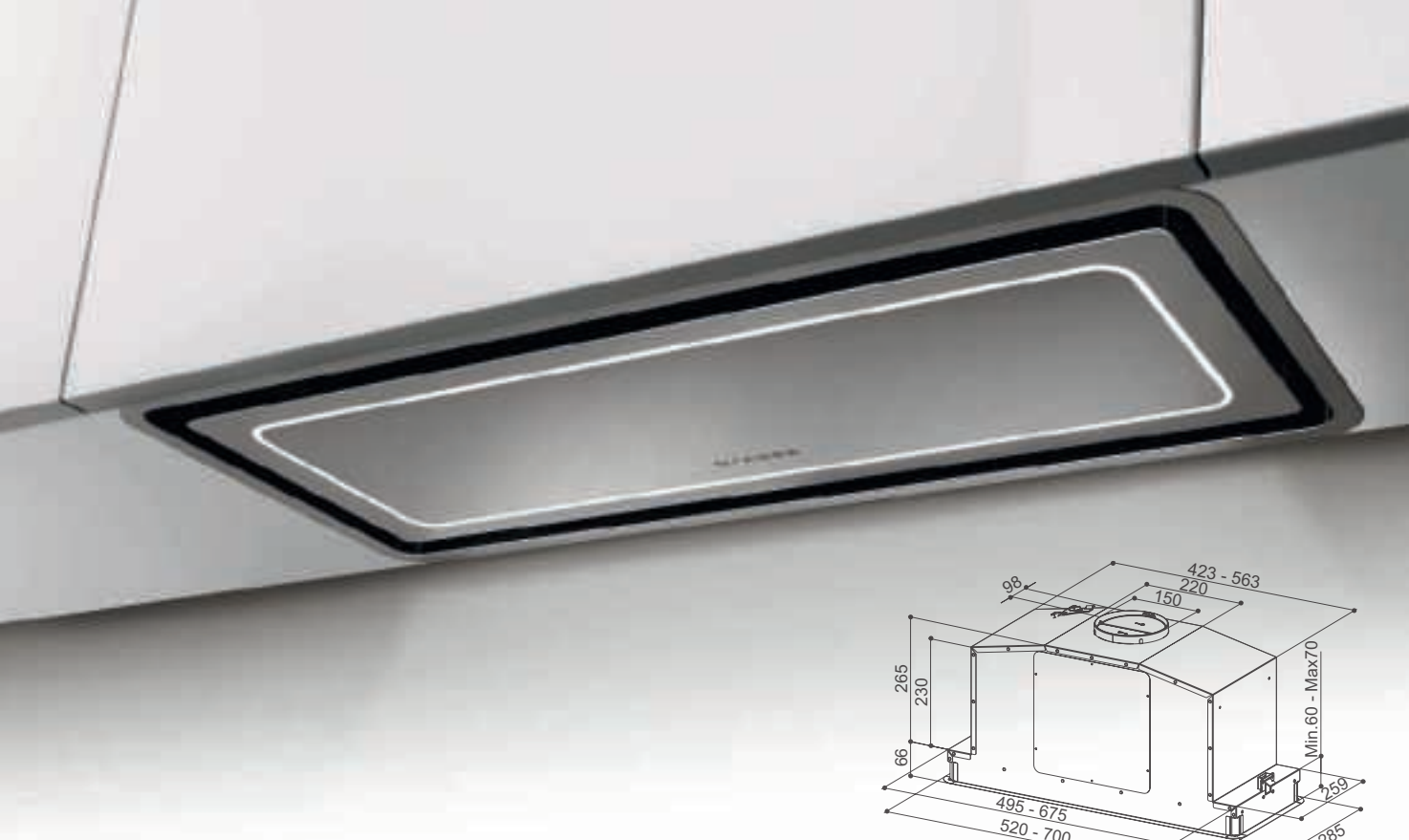
To be installed at a minimum distance from the hob of 50 cm.



(optional)

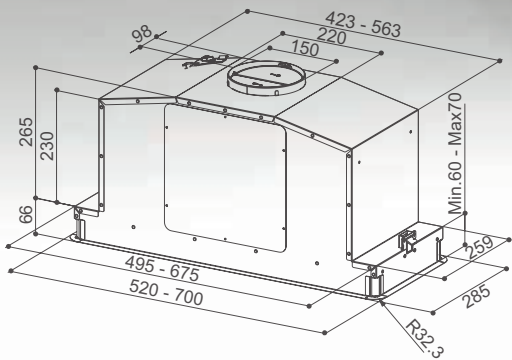


FEATURES	PERFORMANCE					ACCESSORIES
Finish • Stainless steel	Speed	1	2	3	INT	Cod. 112.0576.982 Filter kit
Controls Squarcle touch	Air capacity IEC point	300	415	570	710	Cod. 112.0576.981 F25 Filter kit
Lighting 2 LED lights	Pressure	450	510	540	550	Cod. 112.0615.733 Remote control
Grease filter Cassettes dishwasher safe	Input	200	220	260	280	
Ø of air outlet 150 / 120	Noise level	48	55	62	67	
Width 780 mm						
Energy class A						



IN-LIGHT

IN-LIGHT EV8+ X KL A52 cod. 110.0456.213
IN-LIGHT EV8+ X KL A70 cod. 110.0456.215



To be installed at a minimum distance from the hob of 50 cm.



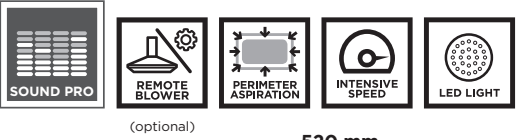
FEATURES	PERFORMANCE					ACCESSORIES
Finish • Stainless steel • White matt	Speed	1	2	3	INT	Cod. 112.0157.240 F8 Charcoal filter
Controls Electronic Led	Air capacity IEC point	260	390	560	710	Cod. 112.0158.127 FHP8 Charcoal filter High Performance
Lighting Perimeter LED light	Pressure	450	510	550	560	Cod. 112.0185.278 FLL8 Charcoal filter Long Lasting
Grease filter Cassettes dishwasher safe	Input	150	200	240	250	
Ø of air outlet 150 / 120 mm	Noise level	54	58	64	69	
Width 520 / 700 mm						
Energy class A						



To be installed at a minimum distance from the hob of **65 cm**.

INKA LUX

INKA LUX EVO WH MATT A52 cod. 305.0665.357
INKA LUX EVO WH MATT A70 cod. 305.0665.358
INKA LUX EVO BK MATT A52 cod. 305.0665.355
INKA LUX EVO BK MATT A70 cod. 305.0665.356



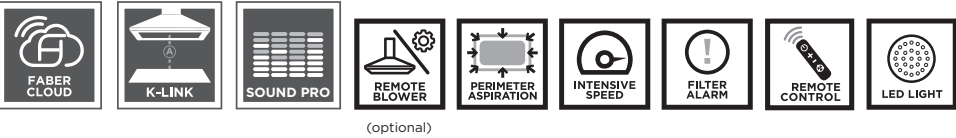
	520 mm					700 mm					
FEATURES	PERFORMANCE					PERFORMANCE					ACCESSORIES
Finish	Speed	1	2	3	INT	Speed	1	2	3	INT	Cod. 112.0157.240
•Stainless steel •White matt •Black matt	Air capacity IEC point	280	430	550	620	Air capacity IEC point	290	450	580	670	F8 Charcoal filter
Controls	Pressure	390	470	530	540	Pressure	390	470	530	540	Cod. 112.0327.007
Electronic	Input	130	165	210	240	Input	130	165	210	250	ENERGY Remote blower kit
Lighting	Noise level	47	57	64	67	Noise level	47	57	65	66	Cod. 112.0158.127
LED ligh											FHP8 Charcoal fi lter High Performance
Grease filter											Cod. 112.0185.278
Cassettes dishwasher safe											FLL8 Charcoal filter Long Lasting
Ø of air outlet											
150 / 120 mm											
Width											
520 / 700 mm											
Energy class											
B											



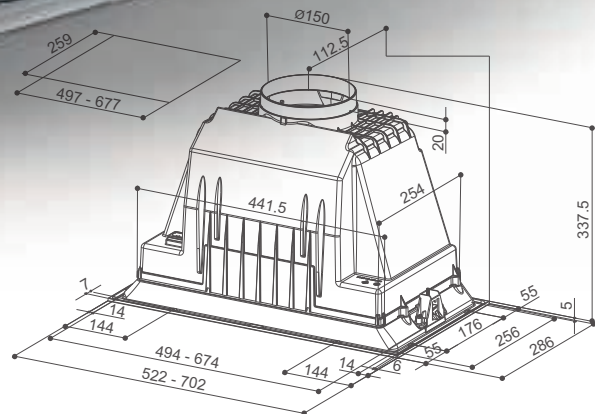
To be installed at a minimum distance from the hob of **53 cm**.

INKA LUX PREMIUM

INKA LUX PREMIUM BK MATT A52 KL cod. 305.0658.608
INKA LUX PREMIUM BK MATT A70 KL cod. 305.0658.609
INKA LUX PREMIUM X A52 KL cod. 305.0658.601
INKA LUX PREMIUM X A70 KL cod. 305.0658.607




PREMIUM 520 mm					PREMIUM 700 mm						
FEATURES	PERFORMANCE				PERFORMANCE				ACCESSORIES		
Finish	Speed	1	2	3	INT	Speed	1	2	3	INT	Cod. 112.0157.240
• Stainless steel • Black matt	Air capacity IEC point	260	410	580	670	Air capacity IEC point	290	420	610	720	F8 Charcoal filter
Controls	Pressure	450	540	580	590	Pressure	460	550	590	600	Cod. 112.0327.007
Electronic	Input	150	200	240	250	Input	150	200	240	250	ENERGY Remote blower kit
Lighting	Noise level	54	59	66	69	Noise level	47	56	64	68	Cod. 112.0158.127
LED lights											FHP8 Charcoal filter High Performance
Grease filter											Cod. 112.0185.278
Cassettes dishwasher safe											FLL8 Charcoal filter Long Lasting
Ø of air outlet											
150 / 120 mm											
Width											
520 / 700 mm											
Energy class											
A (PREMIUM 700 mm) B											



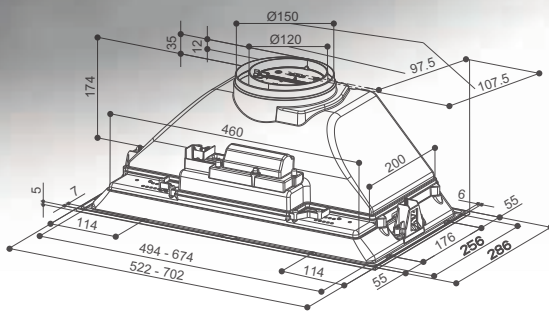
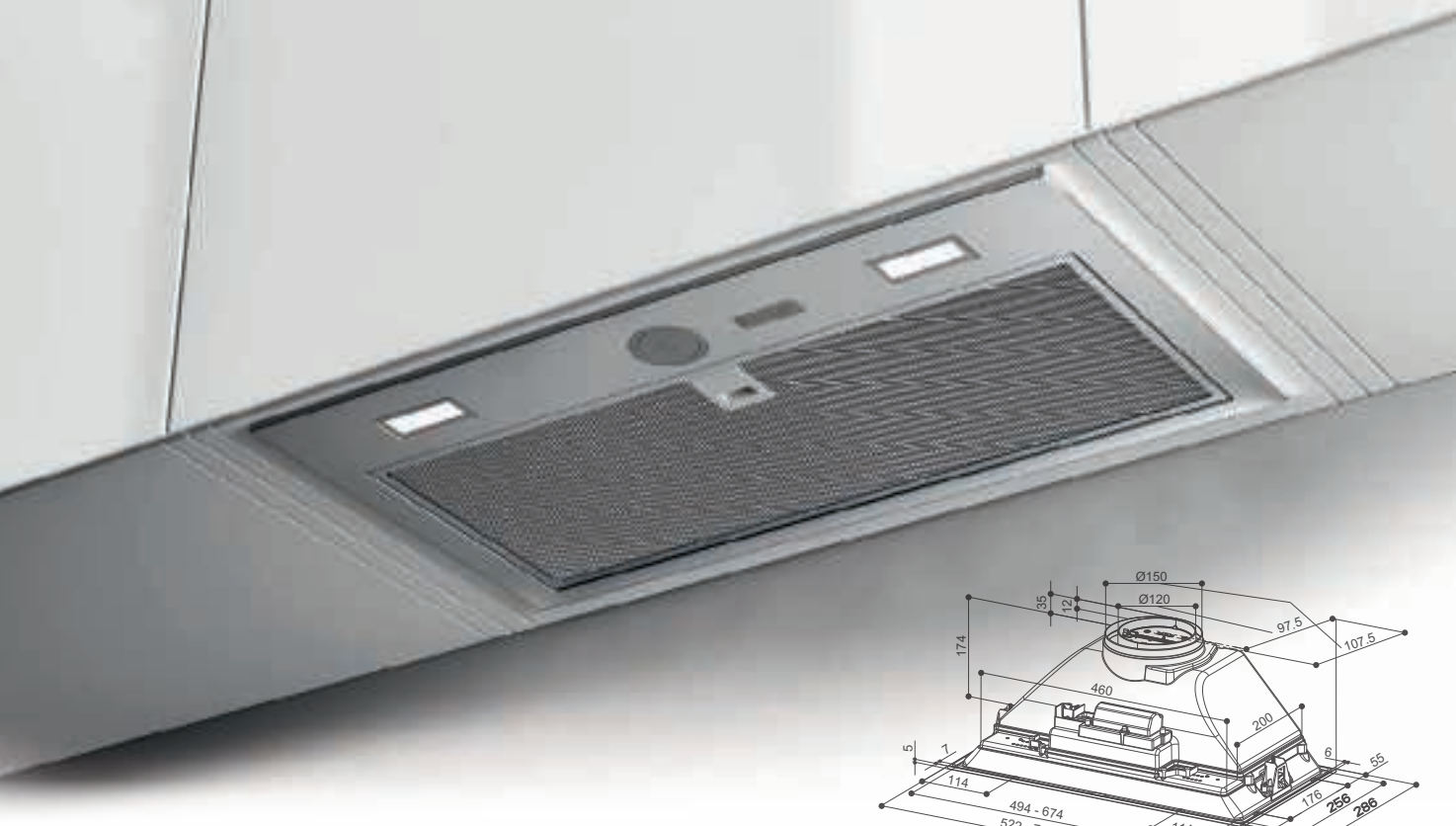
To be installed at a minimum distance from the hob of 65 cm.

INKA PLUS HC

INKA PLUS HC X A52 cod. 305.0602.047
INKA PLUS HC X A70 cod. 305.0602.048



FEATURES	PERFORMANCE				ACCESSORIES
Finish	Speed	1	2	3	Cod. 112.0157.240
• Stainless steel	Air capacity IEC point	230 350 570			F8 Charcoal filter
Controls	Pressure	230 420 530			Cod. 112.0158.127
Electromechanical	Input	85	105	140	FHP8 Charcoal filter High Performance
Lighting	Noise level	45	53	62	Cod. 112.0185.278
2 LED lights					FLL8 Charcoal filter Long Lasting
Grease filter					
Cassettes dishwasher safe					
Ø of air outlet					
150 / 120 mm					
Width					
520 / 700 mm					
Energy class					
B					



To be installed at a minimum distance from the hob of 65 cm.

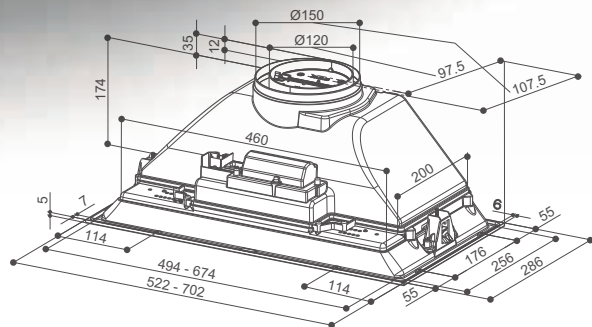
INKA SMART HCS (ICH)

INKA ICH SS A52 (I.SMART HCS) cod. 305.0599.323
INKA ICH SS A70 (I.SMART HCS) cod. 305.0599.321



FEATURES	PERFORMANCE			ACCESSORIES	
Finish	Speed	1	2	3	Cod. 112.0556.527
• Stainless steel	Air capacity IEC point	180	270	390	F23 Charcoal filter
Controls	Pressure	220	240	260	Cod. 112.0556.528
Electromechanical	Input	80	90	110	FLL23 Charcoal filter Long Lasting
Lighting	Noise level	54	62	70	
2 LED lights					
Grease filter					
Cassettes dishwasher safe					
Ø of air outlet					
150 / 120 mm					
Width					
520 / 700 mm					
Energy class					
B					





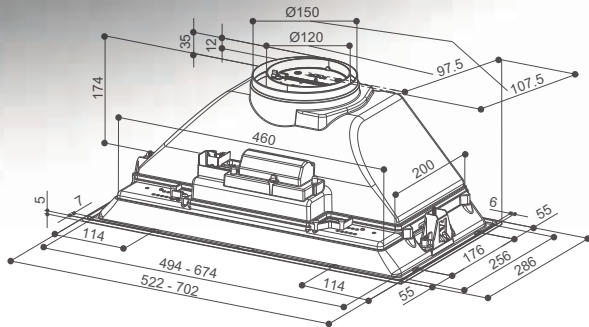

To be installed at a minimum distance from the hob of 65 cm.

INKA SMART HC

INKA SMART HC X A52 cod. 305.0599.307
INKA SMART HC X A70 cod. 305.0599.308



FEATURES	PERFORMANCE				ACCESSORIES
Finish	Speed	1	2	3	Cod. 112.0556.527 F23 Charcoal filter
• Stainless steel	Air capacity IEC point	180	270	390	
Controls	Pressure	220	240	260	Cod. 112.0556.528 FLL23 Charcoal filter Long Lasting
Electromechanical	Input	80	90	110	
Lighting	Noise level	54	62	70	
2 LED lights					
Grease filter					
Cassettes dishwasher safe					
Ø of air outlet					
150 / 120 mm					
Width					
520 / 700 mm					
Energy class					
B					



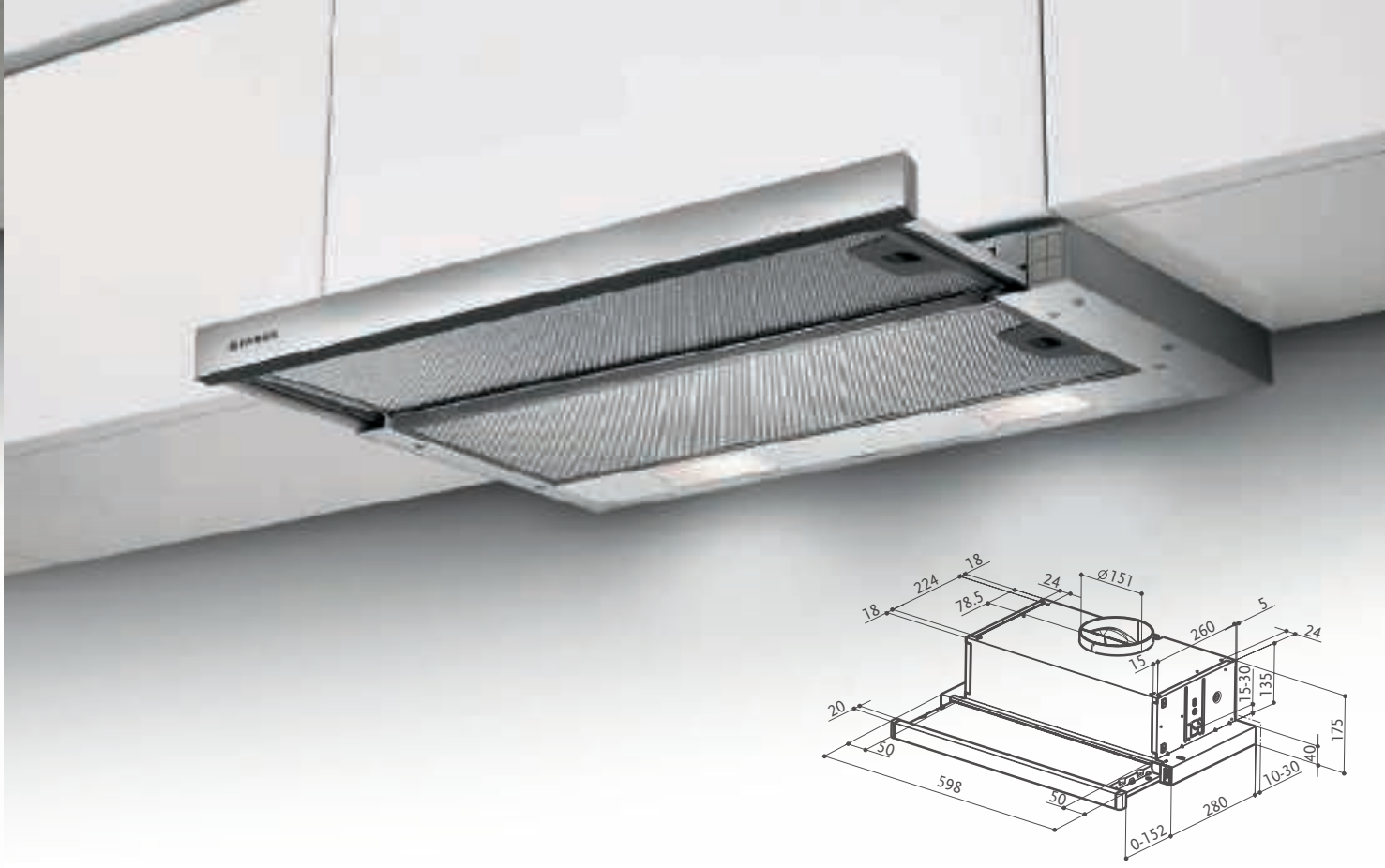
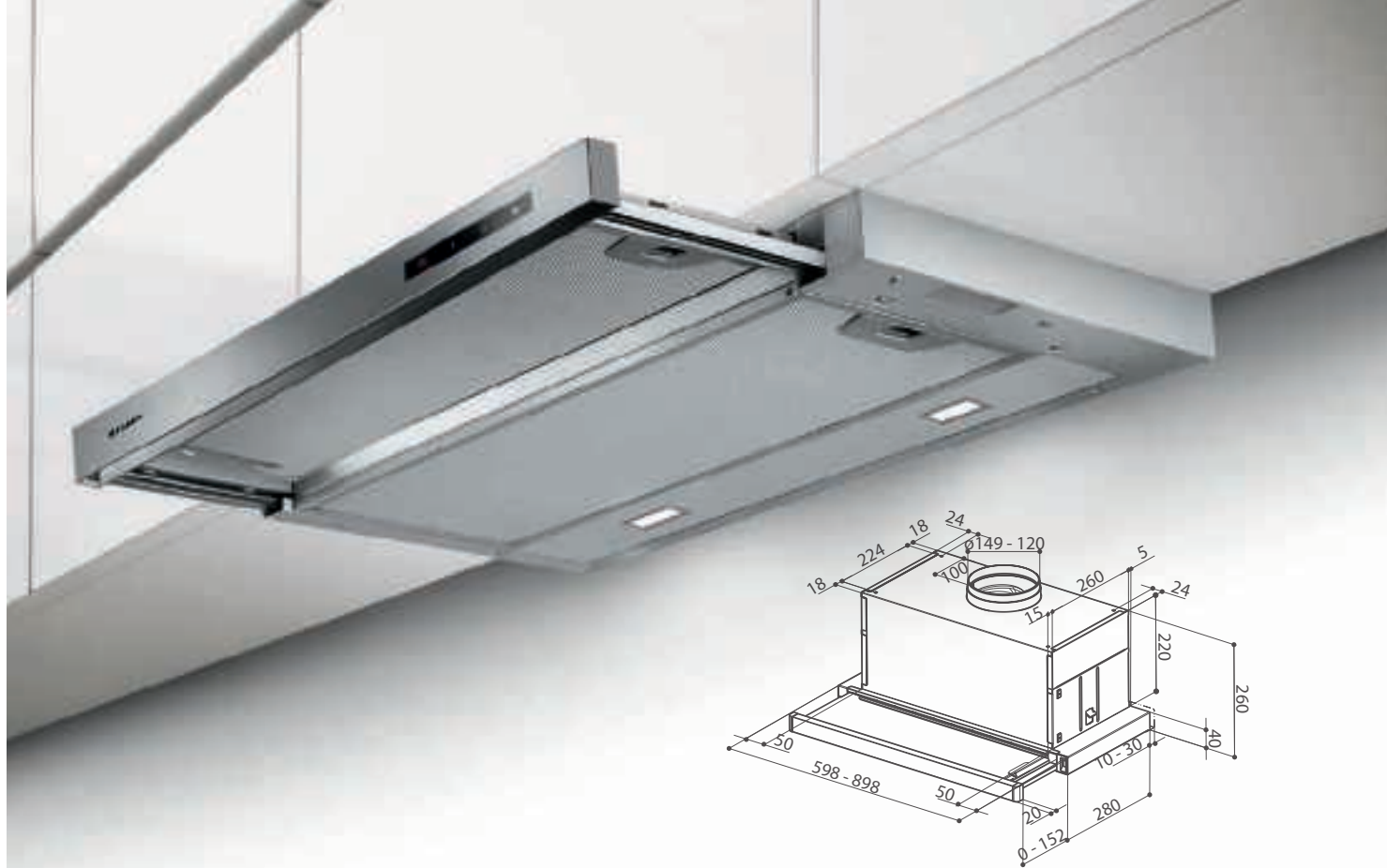
To be installed at a minimum distance from the hob of 65 cm.

INKA SMART C

INKA SMART C LG A52 cod. 305.0599.305
INKA SMART C LG A70 cod. 305.0599.306



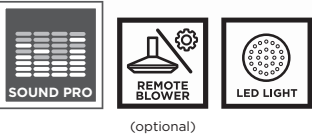
FEATURES	PERFORMANCE				ACCESSORIES
Finish	Speed	1	2	3	Cod. 112.0556.527 F23 Charcoal filter
• Light grey	Air capacity IEC point	160	220	335	
Controls	Pressure	230	260	280	Cod. 112.0556.528 FLL23 Charcoal filter Long Lasting
Electromechanical	Input	80	95	115	
Lighting	Noise level	54	59	66	
2 LED lights					
Grease filter					
Cassettes dishwasher safe					
Ø of air outlet					
150 / 120 mm					
Width					
520 / 700 mm					
Energy class					
C					



MAXIMA TOUCH

MAXIMA NG TOUCH EV8 LED X A60 cod. 315.0635.146
MAXIMA NG TOUCH EV8 LED X A90 cod. 315.0635.147

To be installed at a minimum distance from the hob of 65 cm.



FEATURES	PERFORMANCE					ACCESSORIES
Finish • Metal aluminium / Stainless steel handle	Speed	1	2	3	INT	Cod. 112.0157.240 F8 Charcoal filter
Controls Touch control	Air capacity IEC point	310	470	620	740	Cod. 112.0327.007 ENERGY Remote blower kit
Lighting 2 LED lights	Pressure	390	460	500	530	Cod. 112.0158.127 FHP8 Charcoal filter High Performance
Grease filter Cassettes dishwasher safe	Input	130	165	210	250	Cod. 112.0185.278 FLL8 Charcoal filter Long Lasting
Ø of air outlet 150 / 120 mm	Noise level	54	59	63	66	
Width 600 / 900 mm						
Energy class B						



FLEXA HIP

FLEXA NG HIP AM/X A60 cod. 315.0635.133

To be installed at a minimum distance from the hob of 65 cm.



FEATURES	PERFORMANCE				ACCESSORIES
Finish • Metal aluminium / Stainless steel handle	Speed	1	2	3	Cod. 112.0067.944 F3 Charcoal filter
Controls Electromechanical	Air capacity IEC point	220	320	420	Cod. 112.0544.470 FLL3 Charcoal filter Long Lasting
Lighting 2 LED lights	Pressure	180	200	220	
Grease filter Cassettes dishwasher safe	Input	90	105	140	
Ø of air outlet 150 / 120 mm	Noise level	57	65	69	
Width 600 mm					
Energy class D					



2156 - 2152

2156 SRM LG/X A60 cod. 315.0547.816
2156 SRM LG/X A90 cod. 315.0547.817

2152 SRM LG A60 cod. 315.0547.814
2152 SRM LG A90 cod. 315.0547.815

To be installed at a minimum distance from the hob of 65 cm.



FEATURES	PERFORMANCE			ACCESSORIES	
Finish <div>• Light grey / Stainless steel grid • Light grey</div>	Speed	1	2	3	Cod. 112.0157.238 <div>F1 Charcoal filter (order 2 pieces)</div>
Controls <div>Electromechanical</div>	Air capacity IEC point	200 260 370			Cod. 112.0157.248 <div>Metal Grease filter 600 mm version</div>
Lighting <div>2 LED lights</div>	Pressure	160 280 370			
Grease filter <div>Metal</div>	Input	150 175 230			
Ø of air outlet <div>120 mm</div>	Noise level	58 65 72			Cod. 112.0157.249 <div>Metal Grease filter 900 mm version</div>
Width <div>600 / 900 mm</div>					
Energy class <div>D</div>					
Blowers <div>2</div>					



152


152 SRM LG A60 cod. 315.0547.802
152 SRM LG A90 cod. 315.0547.803

152 SRM LG/X A60 cod. 315.0547.804
152 SRM LG/X A90 cod. 315.0547.805

To be installed at a minimum distance from the hob of 65 cm.

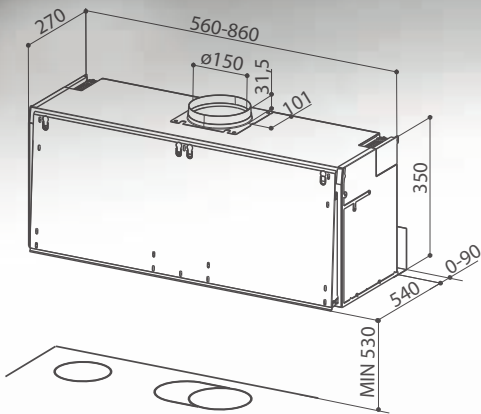


FEATURES	PERFORMANCE			ACCESSORIES	
Finish <div>• Light grey • Light grey / Stainless steel grid</div>	Speed	1	2	3	Cod. 112.0157.238
Controls <div>Electromechanical</div>	Air capacity IEC point	115	160	225	F1 Charcoal filter (order 1 piece)
Lighting <div>LED light</div>	Pressure	190	310	370	Only 152 LG model:
Grease filter <div>Synthetic Metal (LG/X)</div>	Input	80	95	115	Cod. 112.0157.248 Metal Grease filter 600 mm version
Ø of air outlet <div>120 mm</div>	Noise level	52	59	68	Cod. 112.0157.249 Metal Grease filter 900 mm version
Width <div>600 / 900 mm</div>					Cod. 112.0157.289 Synthetic filter kit
Energy class <div>D</div>					
Blower <div>1</div>					

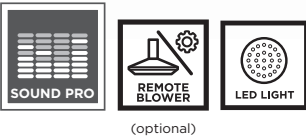


106/35 PLUS

106/35 PLUS SRM LED LG A56 cod. 310.0548.018
106/35 PLUS SRM LED LG A86 cod. 310.0548.019



To be installed at a minimum distance from the hob of 53 cm.

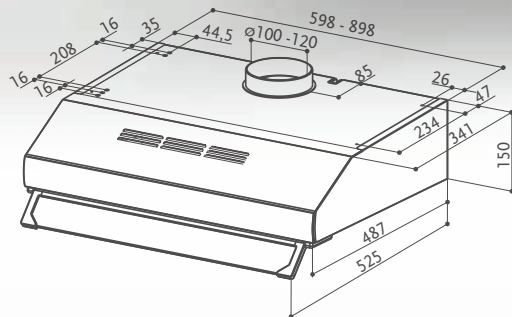


FEATURES	PERFORMANCE			ACCESSORIES	
Finish	Speed	1	2	3	Cod. 112.0157.240
• Light grey	Air capacity IEC point	260 340 450			F8 Charcoal filter
Controls	Pressure	220 240 250			Cod. 112.0327.007
Electromechanical	Input	85	95	115	ENERGY Remote blower kit
Lighting	Noise level	52	60	66	Cod. 112.0158.127
2 LED lights					FHP8 Charcoal filter High Performance
Grease filter					Cod. 112.0185.278
Cassettes dishwasher safe					FLL8 Charcoal filter Long Lasting
Ø of air outlet					
150 / 120 mm					
Width					
560 / 860 mm					
Energy class					
C					



2740

2740 SRM X A60 (VIS) FB EXP cod. 300.0557.576
2740 SRM X A90 (VIS) FB EXP cod. 300.0557.577



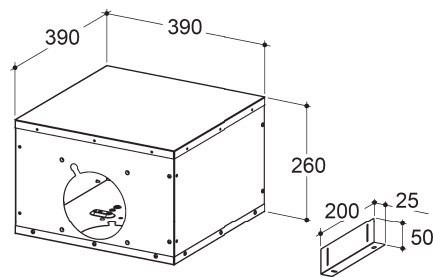
To be installed at a minimum distance from the hob of 65 cm.



FEATURES	PERFORMANCE			ACCESSORIES	
Finish	Speed	1	2	3	Cod. 112.0157.238
• Stainless steel	Air capacity IEC point	205 275 380			F1 Charcoal filter
Controls	Pressure	130	240	330	
Electromechanical	Input	155	175	230	
Lighting	Noise level	55	63	70	
2 LED lights					
Grease filter					
Metal					
Ø of air outlet					
100 / 120 mm					
Width					
600 / 900 mm.					
Energy class					
D					
Blowers					
2					

ACCESSORIES

REMOTE BLOWER KIT



REMOTE ASPIRATION KIT ENERGY
cod. 112.0327.007

- Bella Silence

- Bella Silence Island

- BI-Air

- C-Air

- Chloè

- Chloè XL

- Cylindra

- Cylindra Gloss Plus

- Cylindra Island

- Cylindra Island Gloss Plus

- Cubia Plus

- Cubia Gloss Plus

- Cubia Island Plus

- Cubia Island Gloss Plus

- Daisy Plus
- Eclipse

- Glassy Island

- Hava

- Heaven Air

- Heaven 2.0

- Heaven Glass 2.0

- Inka Lux

- Inka Premium

- In-Nova Air

- In-Nova Comfort

- In-Nova Premium

- In-Nova Touch

- Nice

- Maxima Touch

- Premio Angolo/SP
- Ray

- Synthesis

- Solaris

- Stilo Angolo

- Stilo Comfort

- Stilo Comfort Island

- Stilo Glass Smart

- Stilo Glass Smart Island

- Stilo Smart

- Stilo DX-SX

- T-Dark

- Tender

- Thea

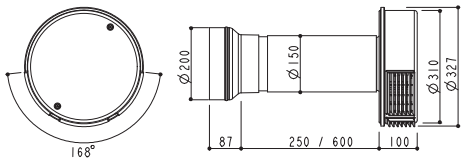
- Ultra Slim

- Veil

REMOTE ASPIRATION KIT FABULA
cod. 112.0327.008

- Fabula Plus
-

REMOTE EXTERNAL



Performace Air capacity
IEC point
INT 750 m³ / h



Color CREAM
net weight 7 kg

MISTRAL OUTDOOR
cod. 110.0365.067

CEILING



Heaven Glass 2.0

HEAVEN GLASS 2.0 WH 90 RB
cod. 110.0360.434



Heaven 2.0

HEAVEN 2.0 X 90 RB
cod. 110.0360.483

BUILT-IN DESIGN



Fabula

FABULA BK 90 RB
cod. 110.0360.581

WALL



Ray

RAY X/V 90 RB
cod. 110.0360.512



Stilo

STILO X A60 NG RB
cod. 325.0653.095
STILO X A90 NG RB
cod. 325.0653.093

ISLAND



Stilo Island

STILO ISLAND X 90 RB
cod. 110.0360.352
STILO ISLAND X 120 RB
cod. 110.0360.353

CHIMNEYS

UPPER
KIT ALTO H990 X cod. 112.0157.252

- Nice

- Ray

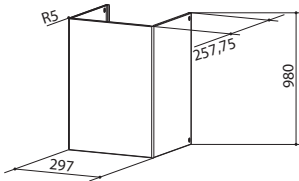
- Stilo DX-SX

UPPER
KIT CHIMNEY SUP.ALTO BK MATT H990 cod. 112.0621.232

- Stilo Comfort BK

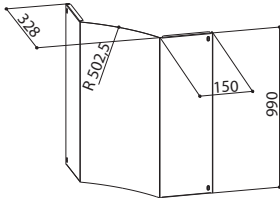
UPPER
KIT CHIMNEY SUP.ALTO WH MATT H990 cod. 112.0623.756

- Stilo Comfort WH



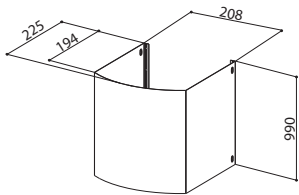
UPPER
KIT SOLARIS H990 X cod. 112.0157.261

- Solaris



UPPER
KIT TENDER H990 X cod. 112.0157.262

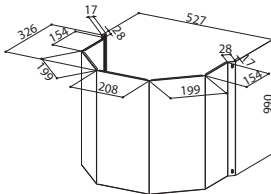
- Tender



UPPER
KIT PREMIO ANGOLO H990 X cod. 112.0157.263

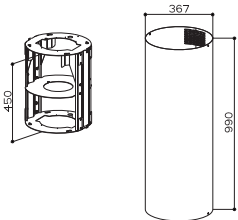
- Premio Corner/SP

- Stilo Corner



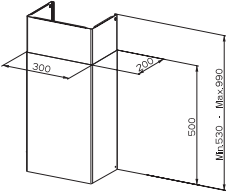
UPPER
KIT ISLAND H990 D370 WH cod. 112.0286.014

- Cylindra Island



KIT A500+A500 BK cod. 112.0250.290

- Cocktail BK



KIT CHIMNEY ISLAND H450-590 CAST IRON
cod. 112.0516.426

- Chloè XL Island

KIT CHIMNEY ISLAND H450-590 COUNTRY GREY MATT
cod. 112.0516.427

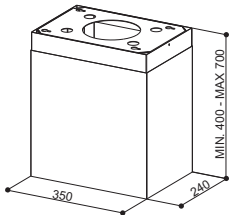
- Chloè XL Island

KIT CHIMNEY ISLAND H450-590 WHITE MATT
cod. 112.0516.428

- Thea Island

KIT CHIMNEY ISLAND H450-590 DARK GREY MATT
cod. 112.0516.430

- Thea Island



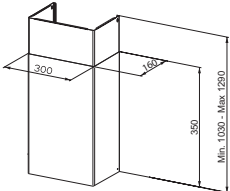
KIT CHIMNEY 300X160 H990 BK cod. 112.0569.164

KIT CHIMNEY 300X160 H990 WH cod. 112.0569.163

- Glam Fit

- Glam Fit Zero Drip Plus

- Soft Slim



SPLASHBACKS AND CORNER ADAPTER

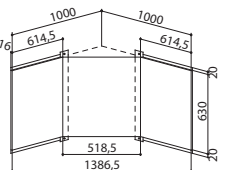
CORNER
cod. 112.0157.273

- Premio Corner/SP A100

CORNER
cod. 112.0157.274

- Solaris

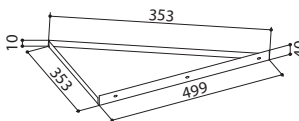
- Stilo Corner



CORNER ADAPTER KIT SS cod. 112.0157.284

- Premio Corner/SP

- Stilo Corner



VALVE

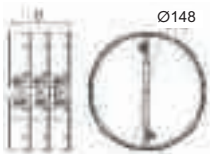
NO RETURN VALVE D120 cod. 112.0189.207



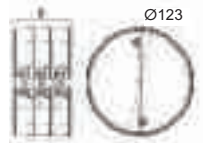
NO RETURN VALVE D100 cod. 112.0572.297



NO RETURN VALVE 3D D150 cod. 112.0569.781



NO RETURN VALVE 3D D125 cod. 112.0569.782



KIT VALVE D150 cod. 112.0086.450



DUCT W/VALVE HERMETIC D150 cod. 112.0569.783



DUCT W/VALVE HERMETIC D125 cod. 112.0569.784



NO RETURN VALVE 220X90 cod. 112.0605.517



REMOTE CONTROL

REMOTE CONTROL 7T PREMIUM cod. 112.0615.733

- Bi-Air

- Belle

- Bella Comfort

- Bella Comfort Island

- Belle Plus

- Bella Silence

- Bella Silence Island

- C-Air

- Celine

- Celine Plus

- Chloè

- Chloè Island

- Corinthia Island

- Cubia Plus

- Cubia Gloss Plus

- Cubia Island Plus

- Cubia Island Gloss Plus

- Cylindra

- Cylindra Gloss Plus

- Cylindra Island

- Cylindra Island Gloss Plus

- Fabula Plus
- Glam Fit (Grey)

- Glow

- Glow Plus

- Hava

- Heaven 2.0

- Heaven Air

- Heaven Glass 2.0 Flat

- Heaven Light Pro

- K-Air

- High Light

- Ilma

- In-Light

- In-Nova Air

- In-Nova Premium

- In-Nova Touch

- In-Nova Zero Drip

- Inka Lux

- Inka Lux Premium

- Inside Up

- Luft

- Lybra Plus
- Nest Plus

- Odette

- Odette Plus

- Onyx-C

- Onyx-T

- Onyx-V

- Pareo Plus

- Pyana

- Skylift

- Skypad

- Soft Cube

- T-Air

- T-Dark

- T-Light

- T-Light Island

- Talika

- Twice

- V-Air

- V-Air Flat

- Zoom



CLIN&CLIN



CLEANING CLOTHES KIT CLIN&CLIN (5 PIECES)
cod. 112.0157.293

NOTE
Cloths: minimum order 30 packagings or multiples of 30

REVITALISING PASTE 55 ML
cod. 112.0157.501

NOTE
Paste: minimum order 10 pieces or multiples of 10 (55 ml)

REVITALISING PASTE 200 ML
cod. 112.0157.502

NOTE
Paste: minimum order 6 pieces or multiples of 6 (200 ml)

FABER LIGHTING KIT


KIT 6 LED G9 2,5 W cod. 112.0505.117

- Nest Plus

SYNTHETIC FILTER

KIT FILTRO SINTETICO cod. 112.0157.289

- 152 LG

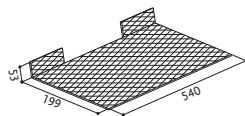


GREASE FILTERS

1 KIT GREASE FILTER cod. 112.0157.248

1 BLOWER
- 152 LG

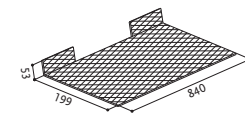
2 BLOWERS
- 2152
- 2156



1 KIT GREASE FILTER cod. 112.0157.249

1 BLOWER
- 152 LG

2 BLOWERS
- 2152
- 2156



STAINLESS STEEL FILTER KIT IN-NOVA 60 cod. 112.0624.485

STAINLESS STEEL FILTER KIT IN-NOVA 90 cod. 112.0624.486

STAINLESS STEEL FILTER KIT IN-NOVA 120 cod. 112.0624.487

REAR AIR OUTLET KIT

REAR AIR OUTLET KIT CHLOÈ OLD METAL
cod. 112.0490.249

REAR AIR OUTLET KIT CHLOÈ OLD COPPER
cod. 112.0490.250

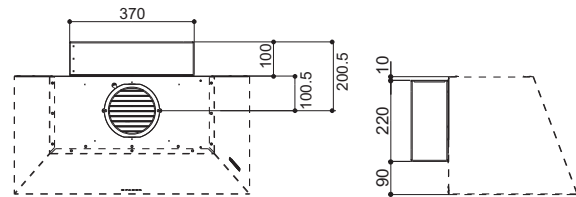
REAR AIR OUTLET KIT CHLOÈ CAST IRON
cod. 112.0490.261

REAR AIR OUTLET KIT CHLOÈ OLD BRASS
cod. 112.0490.262

REAR AIR OUTLET KIT CHLOÈ DG MATTE
cod. 112.0490.263

REAR AIR OUTLET KIT CHLOÈ' CG MATTE
cod. 112.0490.264

- Chloè



The kit is matched to the color of the hood

RECYCLING KIT

C.A. HFH cod. 112.0327.631

RECYCLING KIT WH cod. 112.0252.439

- Cocktail WH
- Daisy WH
- Glam-Light WG1C/WG3C
- Glam-Light WH/T
- Glam-Light WH/WG

RECYCLING KIT BK cod. 112.0252.442

Cocktail BK

Daisy BK

Glam-Light DG/LG

RECYCLING KIT HAVA cod. 112.0576.982

Hava

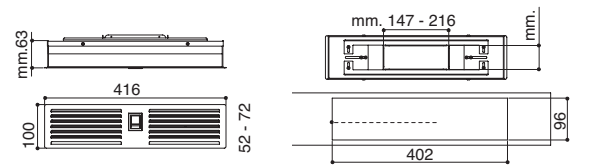
Long Lasting filter included

RECTANGULAR PIPE FILTERING KIT
cod. 112.0470.541

Hoo-B

Hoo-B Glass

Long Lasting Filter- PANEL KIT C.A. included



RECYCLING KIT T-SHAPE WALL
cod. 112.0626.902

Bella Comfort

Nice

Ray

Onyx-T

T-Air

T-Dark

T-Light

Stilo Comfort

Stilo Dx/Sx

Stilo Glass Value

Stilo Smart

RECYCLING KIT T-SHAPE ISLAND
cod. 112.0626.903

Bella Comfort

Bella Comfort Island

Glassy Island

T-Light

T-Shelf

Stilo Comfort Island

Stilo Glass Value Island

GALILEO INSTALLATION KIT

RECYCLING KIT H60 cod. 112.0540.730

Galileo

Galileo Smart

Ceramic filter included

RECYCLING KIT H100 cod. 112.0540.781

Galileo

Galileo Smart

Ceramic filter included

DUCTING KIT cod. 112.0540.782

Galileo

Galileo Smart

KIT RECYCLING LONG LASTING H80 cod. 112.0605.735

Galileo

Galileo Smart

Long Lasting filter included

FILTERING KIT H60 cod. 112.0626.656

Galileo 60

FILTERING KIT H100 cod. 112.0626.657

Galileo 60

REFILL

REFILL CERAMIC H100 cod. 112.0548.448

Galileo

Galileo 60

Galileo Smart

Skiylift

order 2 pieces for skylift m odel

REFILL CERAMIC H60 cod. 112.0548.447

Galileo

Galileo 60

Galileo Smart

REFILL LONG LASTING H80 cod. 112.0605.736

Galileo

Galileo 60

Galileo Smart

REFILL C.A. TUBAZIONE RETTANGOLARE
cod. 112.0472.396

Fabula Plus

REFILL 2 C.A. HAVA cod. 112.0576.981

Hava

REFILL 1 C.F. HFH cod. 112.0261.791

F-LIGHT DUCTING KIT

DUCTING KIT F-LIGHT cod. 112.0169.216

Lybra Plus

Nest Plus

Zoom Plus

Ø 150 mm - length 1 meter

DUCTING KIT AIRLANE cod. 112.0542.875

Belle

Belle Plus

C line

C line Plus

Glow

Glow Plus

Odette

Odette Plus

CHARCOAL FILTERS LONG LASTING



Multi-layer filter, it guarantees a double filtration and an optimal air cleanliness, it has a duration of up to 3 years.

FLL3 KIT 2.C.A. LONG LASTING
cod. 112.0544.470

- Flexa HIP
- In-Nova Smart
- Value



FLL8 KIT 2 C.A. LONG LASTING D196 H37
cod. 112.0185.278

- | | |
|--------------------|------------------|
| - Agorà | - Heaven 2.0 |
| - Bi-Air | - In-Light |
| - Beat | - Inka Lux 2.0 |
| - Belle | - Inka Lux Glass |
| - Belle Plus | - Inka Plus |
| - C-Air | - K-Air |
| - Céline | - Lithos |
| - Céline Plus | - Lybra Plus |
| - Chloè XL | - Maxima |
| - Chloè XL Island | - Nest Plus |
| - Cocktail | - Odette |
| - Cubia Plus | - Odette Plus |
| - Cubia Gloss Plus | - Onyx-C |
| - Daisy | - Onyx-V |
| - Glam-Light | - Ranch |
| - Glam Light | - Soft Cube |
| - Zero Drip Plus | - Solaris |
| - Glow | - Tender |
| - Glow Plus | - Thea |
| - Grèxia | - Thea Island |



- Trendy
- T-Shelf
- Tweet
- V-Air
- Veil
- West
- West Angolo
- Zoom Plus
- 106/35 Plus

FLL9 KIT 1 C.A. LONG LASTING EASY CUBE 267x235
cod. 112.0185.276

- | | |
|------------------------------|----------------------------|
| - Bella Comfort | - Premio Angolo/SP |
| - Bella Comfort Island | - Ray |
| - Corinthia Island | - Stilo Island/SP |
| - Cubia Island Plus | - Stilo Comfort |
| - Cubia Island Gloss Plus | - Stilo Comfort Island |
| - Cylindra | - Stilo Glass Smart |
| - Cylindra Island | - Stilo Glass Smart Island |
| - Cylindra Gloss Plus | - Stilo Smart |
| - Cylindra Island Gloss Plus | - Stilo DX-SX |
| - Eclipse | - T-Air |
| - Glassy Island | - T-Dark |
| - In-Nova Premium | - T-Light |
| - In-Nova Touch | - T-Light Island |
| - In-Nova Zero Drip | - Tratto Island |
| - Nice | |
| - Onyx-T | |



FLL12 KIT C.A. FABULA
cod. 112.0261.258

- Fabula Plus 90



FLL12 KIT C.A. FABULA
cod. 112.0629.411

- Fabula Plus 60



FLL18-90 KIT C.A. 90 CM
cod. 112.0471.608

- Heaven 2.0 Flat
- Heaven Glass 2.0 Flat
- High-Light
- Inside up

FLL18-120 KIT C.A. 120 CM
cod. 112.0471.609

- Heaven 2.0 Flat
- Heaven Glass 2.0 Flat
- High-Light



KIT FLL23 C.A. D125
cod. 112.0556.528

- Inka ICH (i.smart HCS)
- Inka Smart C
- Inka Smart HC



KIT FLL26 C.A.
cod. 112.0627.248

- In-Nova Zero Drip



CHARCOAL FILTERS HIGH PERFORMANCE

High-efficiency filter, it guarantees more than 80% filtration capacity of intake fumes and a duration of up to 6 months.

FHP8 KIT 2 C.A. HIGH PERFORMANCE
cod. 112.0158.127

- | | |
|--------------------|------------------|
| - Agorà | - Inka Lux 2.0 |
| - Bi-Air | - Inka Lux Glass |
| - Beat | - Inka Plus |
| - Belle | - K-Air |
| - Belle Plus | - Lithos |
| - C-Air | - Lybra Plus |
| - Céline | - Maxima |
| - Céline Plus | - Nest Plus |
| - Chloè XL | - Odette |
| - Chloè XL Island | - Odette Plus |
| - Cocktail | - Onyx-C |
| - Cubia Plus | - Onyx-V |
| - Cubia Gloss Plus | - Ranch |
| - Daisy | - Soft Cube |
| - Glam-Light | - Solaris |
| - Glam Light | - Tender |
| - Zero Drip Plus | - Thea |
| - Glow | - Thea Island |
| - Glow Plus | - Trendy |
| - Grèxia | - T-Shelf |
| - Heaven 2.0 | - Tweet |
| - In-Light | |



- V-Air
- Veil
- West
- West Angolo
- Zoom Plus
- 106/35 Plus

CHARCOAL FILTERS

Filter composed by a combination of charcoals and it should be replaced every 2-3 months.

F1 KIT 1 C.A. D233 H20
cod. 112.0157.238

- | | |
|----------|---------------|
| 1 BLOWER | 2 BLOWERS |
| - 152 | - 2152 - 2156 |
| | - 2740 |



Order 2 filters for 2 motor hoods


F3 KIT 2 C.A. SMILE
cod. 112.0067.944

- Flexa HIP
- In-Nova Smart
- Value



F4 KIT 14B
cod. 112.0441.093

- In-Nova Comfort



F8 KIT 2 C.A.D196 H37
cod. 112.0157.240

- | | |
|--------------------|------------------|
| - Agorà | - Heaven 2.0 |
| - Bi-Air | - In-Light |
| - Beat | - Inka Lux 2.0 |
| - Belle | - Inka Lux Glass |
| - Belle Plus | - Inka Plus |
| - C-Air | - K-Air |
| - Céline | - Lithos |
| - Céline Plus | - Lybra Plus |
| - Chloè XL | - Maxima |
| - Chloè XL Island | - Nest Plus |
| - Cocktail | - Odette |
| - Cubia Plus | - Odette Plus |
| - Cubia Gloss Plus | - Onyx-C |
| - Daisy | - Onyx-V |
| - Glam-Light | - Ranch |
| - Glam Light | - Soft Cube |
| - Zero Drip Plus | - Solaris |
| - Glow | - Tender |
| - Glow Plus | - Thea |
| - Grèxia | |



- Thea Island
- Trendy
- T-Shelf
- Tweet
- V-Air
- Veil
- West
- West Angolo
- Zoom Plus
- 106/35 Plus

F9 KIT 1 C.A. 263x237
cod. 112.0157.243

- | | |
|------------------------------|----------------------------|
| - Bella Comfort | - In-Nova Zero Drip |
| - Bella Comfort Island | - Nice |
| - Corinthia Island | - Onyx-T |
| - Cubia Island Plus | - Premio Angolo/SP |
| - Cubia Island Gloss Plus | - Ray |
| - Cylindra | - Stilo Island/SP |
| - Cylindra Island | - Stilo Comfort |
| - Cylindra Gloss Plus | - Stilo Comfort Island |
| - Cylindra Island Gloss Plus | - Stilo Glass Smart |
| - Eclipse | - Stilo Glass Smart Island |
| - Glassy Island | - Stilo Smart |
| - In-Nova Premium | - Stilo DX-SX |
| - In-Nova Touch | |



- T-Air
- T-Dark
- T-Light
- T-Light Island
- Tratto Island

F16 KIT 2 C.A.
cod. 112.0459.452

- Luft



F21 KIT 2 C.A.
cod. 112.0506.172

- Ilma
- Ilma Touch



F22 KIT C.A. NAUTILUS
cod. 112.0540.783

- Glam-Fit
- Glam Fit Zero Drip Plus
- Pyana
- Talika
- Twice
- Soft Slim



NOTE
Order 2 filters for TWICE and PYANA models

KIT F23 C.A. D125
cod. 112.0556.527

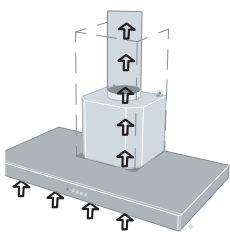
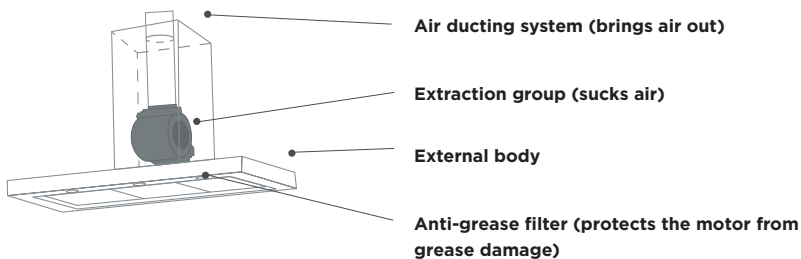
- Inka Smart C
- Inka Smart HC
- Inka ICH (i.smart HCS)



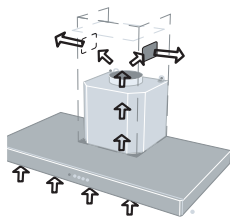
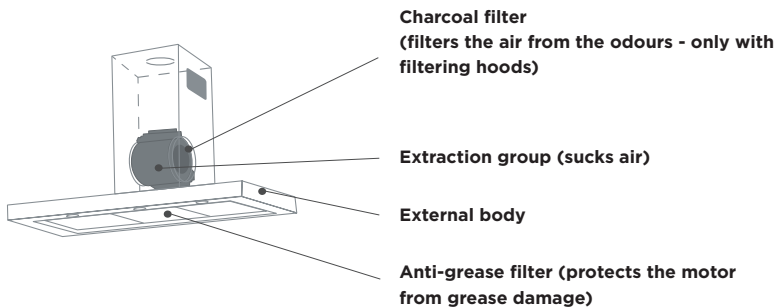
INSTALLATION

ABC OF THE HOOD

The extraction hood expels fumes and steam out of the kitchen. It is the most effective solution.



The recycling hood filters the fumes and steam from the air and then returns it to the kitchen.



CHOOSE THE RIGHT HOOD

The necessary extraction capacity is determined by the volume of the kitchen. An effective hood changes the air of the kitchen 10 times per hour. A powerful motor is quieter and uses less energy because it is effective at low speeds.

-A hood does not create noise disturbance if its capacity is sufficient without exceeding 55 dB(A) of sound power.

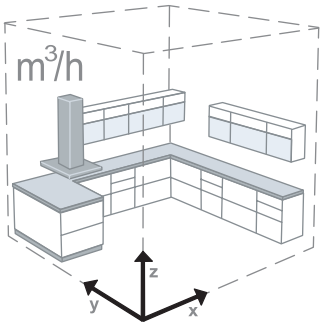
-A powerful motor can be efficient even at lower, quieter speeds.

1 Fan Handbook - F. Bleier 1998

Example: A 15 m² kitchen which is 3 m tall requires a hood which aspirates at least 450 m³/h. Infact: 15 m² x 3 m x 10 = 450 m³/h. Now consult the performance table found in the product catalogue. The hood is efficient if an equal or higher capacity value is found in one of the speed columns.

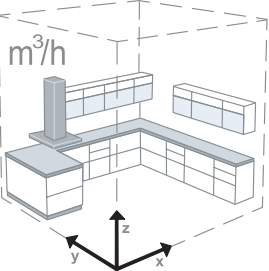
EFFECTIVENESS = kitchen m² x kitchen high x 10 changes of air

Speed	1	2	3	4	INT
Air capacity IEC point	110	195	260	313	430
Pressure	-	-	-	-	-
input	30	45	55	70	100
Noise level	48	53	58	62	69

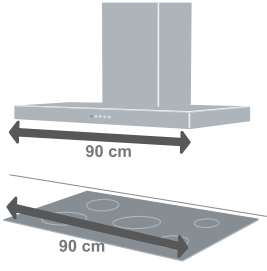


INSTALLATION

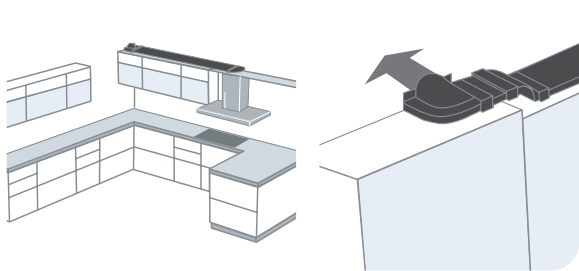
Proper installation begins with an inspection. When choosing a hood, you should know:



Kitchen volume (which determines the necessary aspiration capacity). See section “Choosing the right hood.”



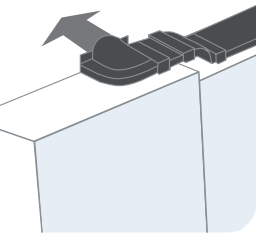
Length of the cooking top (the hood is generally as long as the cooking top area).



The position and distance of the exit hole (very long and very curved right-angled tubes limit hood efficiency).

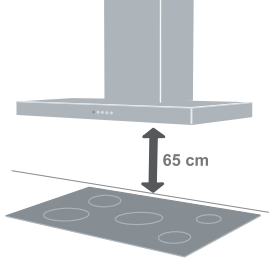


Italian D.M. 37/08 requires two aeration holes which communicate with the external wall in the presence of gas-working equipment.
1. an entrance hole for oxygenising the area, to be made in the lower part of the wall of the room which communicates externally.
2. an exit hole for fume discharge, to be made in the upper part of the wall which communicates externally (or in a chimney flue dedicated exclusively to this use).
If the hood aspirates, the exit hole can be used as a terminal conduit that carries the air outside.



Product integrity
- Check the integrity of the hood upon opening.
- Make sure that the hood is in good conditions and has not been damaged during transport.
- The hood must arrive with its guarantee and instruction manual. Verify the receipt of any optionals (i.e. remote control).
ATTENTION: Do not install the hood if it is damaged. Have it substituted at no charge with a new one, otherwise you may be required to pay for any service assistance. Do not remove any protective films prior to installation.

Installation distance



The hood is to be installed at a minimum distance of 65 cm from the cooking top, except for particular models where is specified in the technical drawing and instructions manual.
ATTENTION: the product guarantee will not be considered valid if this distance is not respected.
The hood may not reach declared performance levels if the distance from the cooking top exceeds 75 cm. Some vertical-installation models (ex. Cocktail) are to be installed lower. Check the product's technical manual.

Inspection

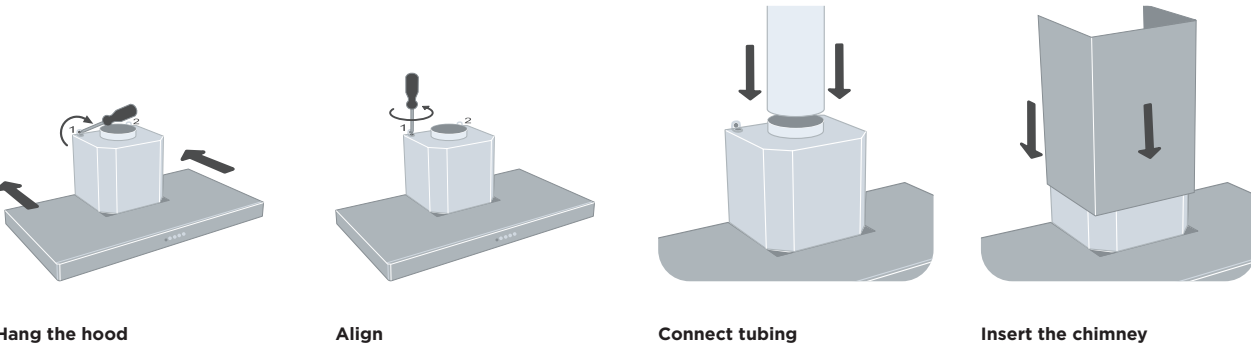
- 1 - Turn on the motor
 - 2 - Switch on the lights
- If the hood is an extraction hood, verify that it is properly connected to the exit tubing.
If the hood is a filtering hood, verify that the charcoal filters have been inserted.

First cleaning

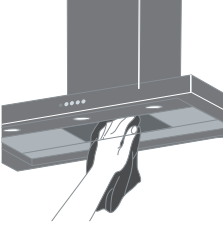
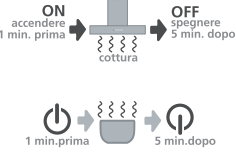
- Remove the protective films
- Remove impurities with a damp sponge and a small amount of neutral soap
- Rinse with a damp cloth
- Dry with a soft cloth. If the hood is in stainless steel, continue with a steel glaze
- You can give stainless steel hoods a protective treatment with the Faber Clin&Clin tissue



Faber hoods are easy to install because they have EASY CUBE:



USE AND MAINTENANCE



Switch on the hood a minute before cooking begins to create air flow that channels fumes and steam toward the aspiration surfaces.
If necessary, leave the hood switched on even after cooking is finished so that all steam and odours can be properly aspirated.

- Wash the metal anti-grease filters by hand or in the dishwasher every two months¹
 - Replace synthetic anti-grease filters every two months
 - Regular filter maintenance guarantees efficient hood use
- ATTENTION: grease deposited on the filters is inflammable: be sure to perform regular maintenance


¹ These intervals of time refer to a regular use of the hood, approximately 3 hours per day

- Hood cleaning
- Remove impurities with a damp sponge and a small amount of neutral soap²
 - Rinse with a damp cloth
 - Dry with a soft cloth, if the hood is in stainless steel, follow the steel brushing
 - Clean the internal hood conduit once a year

² Acid-based cleaning products can damage hood surfaces

ANTI-ODOURS FILTERS

Long lasting



3


ANNI

MAX

Faber has developed a new, re-usable active carbon filter. Thanks to the multi-layer technology, the Long Lasting filter further increases filtration efficiency, with the double layer using an initial pre-filtration to capture the largest particles, and a second, more concentrated filtration to guarantee optimal air cleanliness. The filter can be washed in the dishwasher every 3-4 months¹, for a maximum of 3 years and dries at room temperature in a vertical position to allow the water to drain out. Alternatively, it can be placed in an oven at 50 °C.

¹ Normal use cooker hood, by around 3 hours per day

High performance




6

MESI

MAX

High-efficiency filter with a highly-concentrated carbon micro-granular structure that can guarantee more than 80% filtration capacity of intake fumes and a duration of up to 6 months, double that of a normal charcoal filter, making for economic savings of more than 20%.


CERAMIC FILTER



Innovative charcoal filter that can be regenerated in the oven at 200° every 2-3 months and allows to reach high absorption efficiency


CLIN & CLIN CLEANING LINE

Clin&Clin revitalising paste



Removes marks, spots and small rust stains caused by daily use, restoring a natural shine to steel surfaces.

Clin&Clin protective tissues



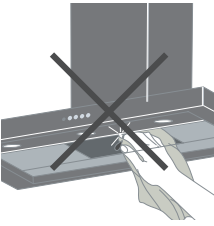
Protect and maintain the beauty of steel surfaces over time. Practical and disposable. To be applied on clean, dry surfaces.

QUALITY AND SAFETY


Faber hoods benefit from 60 years of competence in the treatment of kitchen air

- We were the first in the kitchen hood sector to obtain an ISO 9001 company qualitysystem certificate.
- System integrated with Quality, Safety and Environment certified by SGS respecting the ISO 9001:2000, OHSAS 18001 and ISO 14001 norms.
- We have received the SGS Excellence Certificate, the absolute first in the world, number 001.
- All Faber hoods conform to European safety standards (EC mark of conformity), and have also been certified by the IMQ, a reliable, independent organisation further guaranteeing clients on quality (IMQ mark of security).

FABER HOODS ARE DESIGNED FOR SAFETY



Hammered internal edges and tempered glass to avoid risks of cutting.



Thermo-protected motors and self-extinguishing plastics help avoid any risk of fire. Electronics are solid state, cables and connections are all placed correctly to avoid electric shock or dangerous sparks.

All Faber hoods have undergone safety and performance tests. Aspiration and noise capacity have been measured according to standard norms:

- EN 61591
- EN 60704-3

unique specifications for surveying kitchen hood performance. ATTENTION: Comparisons between different brand hoods should be carried out on complete data obtained according to these standards. The Faber laboratory is NEMKO and IMQ certified.

ASSISTANCE

Contact Number

0732.691691

Our toll Contact Number can be reached from Monday to Friday from 8am to 8pm and Saturday from 8am to 2pm for the following service assistance:

- Information about products
- Information about shop branches
- Information about where to purchase spare parts and accessories
- Activation of technical assistance request
- Product or service complaints

The cost of the call may vary depending on the operator used. Please consult the rates of your operator.

Faber Technical Assistance is also active in Europe

Check the website www.faberspa.com for phone numbers

All Faber products are covered with a 2-year “Full guarantee”

“Full guarantee” that covers any compliant defects which might be revealed on the hood over this period. This guarantee does not cover defects not attributable to Faber such as those caused by erred installation, by any use not compliant with the instructions detailed in the instruction manual or by damage caused during transport.


SPECIAL FINISHES



Black gloss



Black matt



White matt




White



Warm white




Grey matt




Burgundy/Gold



Dark grey matt



Country grey matt




Cast iron



Old metal



Dark grey concrete



Cross titanium



Dark grey stoneware



Light grey stoneware

The images are indicative only and are not fully representative of the product finish.



Gold




Old brass




Old copper




TIBETAN SILVER




White/Warm gray 3C - WH/WG



White/Transparent - WH/T



Warm gray 1C/Warm gray 3C - WG1C/WG3C




Dark grey/Light grey - DG/LG



Dusty blue



Sand



Titanium matt

The performance shown in this catalogue is declared in accordance with the new Code of Conduct signed by the most qualified European manufacturers members of CECED (European Committee of Domestic Equipment Manufacturers), a strict code for transparency which establishes clear rules to measure air flow and noise level for hoods, common to all cooker hoods manufacturers:

- air capacity according to IEC/EN 61591 method
(with the hood fitted using a ducting pipe)
- noise level according to IEC/EN 60704-3 method (sound power)

FINISHES

AM/X	metal aluminium/stainless steel handle
BK	black
BK GLASS/A	black glass/aluminium
BK GLOSS	black gloss
CG	country grey
CI	cast iron
CT	cross titanium
DB	dusty blue
DG	dark grey
DG/C	dark grey/concrete
DGC	dark grey concrete
LG	light grey
LG/X	light grey/stainless steel handle
OB	old brass
OC	old copper
OM	old metal
SS	black body/stainless steel strip
WG	warm gray
WH	white
WH MATT/TS	white matt/tibetan silver
WW	warm white
X	stainless steel
X/OM	stainless steel/old metal
X/V	stainless steel/glass

PERFORMANCE

SPEED	Speed
M³/H	Air capacity IEC point
PA	Pressure
W	Input
dB(A)	Noise level
16	1 motor , width 600 mm
18	1 motor , width 800 mm
19	1 motor , width 900 mm

faberspa.com

