

**THE PUREST** AIR EXPERIENCE.

 **FABER**

FRANKE'S AIR EXPERT

COLLECTION 2022



F R A N K E ' S   A I R   E X P E R T





## ***FRANKE'S AIR EXPERT.***

At Faber, we are proud of our significant heritage.

We invented the first hood in 1955.

Since 1958, we have been offering hoods and air treatment solutions that meet consumer's needs and respect the environment.

Since 2005, we have been the **Air Expert of the Franke Group**, which for over 100 years stands for high quality, innovative engineering and exceptional design. Its recipe for success: building on traditions while creating new things. Together, we have grown successfully over all these years.

In 2021, Franke and Faber brands both became part of **Franke Home Solutions division**, a logical step to expand the Group's presence in the kitchen and conquer new territories together. By joining forces, we are making even better use of our know-how, experience and complementary skills.

We are now taking the opportunity to proudly announce our competence in air treatment and our expert position within the Franke Group.

It's the right moment to take this step forward, as this new endorsement, **Franke's Air Expert**, will enrich Faber and Franke with additional values. That's why, thanks to our leading expertise in air treatment, we are **Franke's Air Expert.**

## IMPROVING AIR QUALITY SINCE 1955.

At Faber, we are proud of our significant heritage.

Air is part of our origin and we have a unique expertise in our sector. Over the years we've molded air into a thousand forms, using steel, plexiglass, glass and wood.

We've turned the kitchen hood into an object of design.

We've given it smart functions: light fittings, air conditioner and filters.

In brief, we have connected it to the future.

**We understand how the world is changing and we keep innovating to make tomorrow's air even purer.**

We are proud to be part of the **Franke Group as its Air Expert.**

1955

Faber Plastr is founded.



1958

in plexiglass.  
The first Plexiglas hood.



1986

NOVA  
The firsts chimney hood.



1995

AXIA  
The first T-shape hood.



1999

M@STER  
The first smart hood.



2004

MATRIX  
The first hood that hangs like a picture.



2008

KLIMA  
The first air conditioning hood.



2010

F-LIGHT GENERATION  
The first chandelier hood..



2016

TALÌKA  
The first totally vertical hood.



2018

BELLE  
With Airline Technology



2019

GALILEO  
The first hob extractor in A+++



2020

K-AIR  
The first touch screen connected hood with air quality sensor.



2021

AIR HUB  
Faber enters the world of purification.



2022

AIR HUB PORTABLE  
The first Faber hygieniser with exclusive 4x4 technology.





# A VISION OF GLOBAL REACH.

Faber has a lot in common with air...  
both are present all over the world.  
This is our task: to improve the air quality in your house  
and in our planet.

## **Investing in the world.**

Always growing, to serve more people.

## **Thinking long term.**

All-round competence: automation, robotics, IT,  
total quality.

## **Innovating continuously.**

Engineering research, advanced solutions, living benefits.

## **Designing the future.**

Ergonomics, design, functionality, comfort, style  
and wellbeing for the home.



# OUR FIRST INSPIRATION: PEOPLE.

At Faber, we know how to look far but also very close. We look at people because they are our inspiration. Their needs and desires are the basic principles for which we strive to supply better and better products, time after time.

We study every single action people do in a Kitchen, even the smallest one. This allows us to offer products realized in accordance with the needs of the people.

Because everything depends on wellness of the people.





# SAFETY IS IN RELIABLE HANDS.

Reliability is a constant characteristic of all Faber products. When everything is working as it should, home is a more useful place. And when the air is pure and clean, home becomes a place of true functionality. That's what reliability means to us: making life better for years to come.

## RECORDS IN EXCELLENCE

- The first **ISO 9001** Quality Certification in the field of kitchen hoods.
- **SGS Certificate of Excellence n°001**: a worldwide first.
- Integrated Management System for Quality (**ISO 9001:2015**), Occupational Health and Safety (**OHSAS 18001**) and the Environment (**ISO 14001**) certified by SGS.
- Products conforming to the strictest safety requirements and to standards **EN 61591** and **EN 60704-3**, tested in an authorized in-house laboratory, certified and guaranteed by leading international bodies.

**IMQ** The Italian Quality Mark

**CE** The EU Safety Mark

**SEMKO** International Safety Certification by Intertek ETL

**UL** The Quality Mark for the USA and Canada

**CCC** The Chinese Quality Mark



AIR RANGE  
PAG. 70



Bi-Air 85



C-Air 84



K-Air 75



T-Air 83



V-Air 78



V-Air Flat 79

HOB EXTRACTOR  
PAG. 87



Galileo NG 97



Galileo 60 105



Galileo Smart 101



Hoo-b 107



Hoo-b Glass 107

SUSPENDED  
PAG. 111



Beat 137



Belle / Belle Plus 115



Céline / Céline Plus 119



Lybra Plus 130



Nest Plus 132



Pareo Plus 131



Odette / Odette Plus 123



Soft Cube 129



Skylift 127



Zoom Plus 133

CEILING  
PAG. 139



Inside Up 143



Heaven 2.0 159



Heaven 2.0 Flat 158



Heaven Air 153



Heaven Glass 2.0 161



Heaven Glass 2.0 Flat 158



Heaven Light Pro 157



High-Light 150



Onyx-C 147



Skypad 2.0 151

DOWNDRAFT  
PAG. 163



Fabula Plus 60 165



Fabula Plus 90 164

WALL  
PAG. 167



Air Hub 63



Air Hub Glass 62



Bella Silence 213



Chloè 231



Chloè XL 233



Cocktail 203



Cubia Plus 225



Cylindra 223



Cylindra Gloss Plus 222



Daisy Plus 200



Eclipse 224



Glam-Fit 195



Glam-Fit Zero Drip 183



Glam-Fit Zero Drip Plus 175



Glam-Light 199



Glam-Light Zero Drip 181



Glam-Light Zero Drip Plus 177



Lithos 227



Nice 218



Onyx-T 207



Onyx-V 187



Premio Corner/ SP 220



Ray 219



Soft Edge 170



Soft Slim 171




Steelmax 201




Stilo Comfort 215



Stilo Glass Smart 216



Stilo Smart 217



Strip Smart EV8 240




Strip Smart PB 241



Solaris 221




Synthesis 239



T-Dark 210



T-Light 211



Talika 191




Tender 238



Thea 237



Tweet 202



Value 243

ISLAND  
PAG. 245



Bella Silence Island 255



Chloè Island 267



Chloè XL Island 271



Corinthia Island 260



Cubla Island Plus/ Cubla Island Gloss Plus 263



Cylindra Island Gloss Plus 261



Cylindra Island 262



Glassy Island 256



Stilo Comfort Island 252



Stilo Glass Smart Island 253



Thea Island 273



T-Shelf 249



T-Light Island 251



Tratto Island 257

BUILT-IN BUILT UNDER TELESCOPIC  
PAG. 275



Flexa 311



Flexa Hip 310



Flexa Glass 309



Flexa Glass Lux 308



Hava 281



Ilma 280



Ilma Touch 279



In-Light 295



In-Nova Air 285



In-Nova Comfort 290



In-Nova Premium 289



In-Nova Smart 291



In-Nova Touch 287



In-Nova Zero Drip 283



Inka Lux 297



Inka Lux Premium 296



Inka Lux Smart 299



Inka Plus HC 301



Inka Plus HCS 300



Inka Smart C 304



Inka Smart HC 303



Inka Smart HCS (ICH) 302



Maxima Eco 307



Maxima EV8 306



Maxima Touch 305



Ultra Slim 293



106/45 Plus 317



741 Base 315



741 PB 314



2740 Base 313



2740 PB 312

HOB  
PAG. 319



FBH32 327



FBH64 326



FCH64 325



FCH84 324



FCH95 322



FCH SLIM 94 323

ACCESSORIES  
PAG. 329

INSTALLATION  
PAG. 340

# Advanced technology for real life benefits.

## FABER CLOUD



The exclusive Faber Cloud app can be used to monitor the air quality in your kitchen and adjust the main settings of your hood at any time, even from your mobile phone.

## AIR QUALITY SENSOR



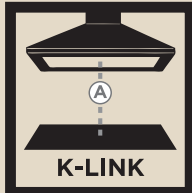
Keep temperature, humidity percentage and the presence of volatile organic compounds under control in the domestic environment. The sensor automatically adjusts the suction power until perfect air quality is restored.

## UV-C LAMP



Kills viruses and bacteria with maximum safety without producing ozone.

## K-LINK



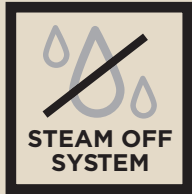
With the radio connection between the hood and Faber induction hob, the suction power is automatically adjusted according to the selected cooking level to optimise performance and avoid unnecessary waste.

## SIL & STILL



All hoods in the line-up already have a noise level at the maximum power of only 52 dB(A). The Eco Function can be activated by combining the effects of SIL & STILL TECHNOLOGY and the exclusive BRUSHLESS motor, for continuous 24-hour, energy-efficient air exchange in the surrounding environment, silently below 40 dB(A).

## STEAM OFF SYSTEM



The dual action of the air entirely eliminates the condensation effect. The hood sucks in and at the same time emits jets of air that create a vortex to accelerate and facilitate conveying and capturing steam.

## AIRLANE



Maximum suction through an invisible passage. A second motor in the ceiling is activated automatically when the hood is switched on. Fumes and steam are captured by the second motor to purify the air of the entire environment and ensure maximum comfort.

## NAUTILUS



More power, less noise, superior comfort! Faber technology increases suction capacity by 30 m<sup>3</sup>/h, reduces noise and improves efficiency, always with minimal consumption.

## ZERO DRIP



Stop condensation! Zero Drip collects it in a frame preventing it from dripping onto the hob. Zero Drip Plus makes it evaporate thanks to the specially heated glass of the hood.

## UP & DOWN



The hood descends onto the cooker hob to optimise suction and then rises and disappears completely into the ceiling when it has finished, clearing the space altogether.

## SOUND PRO



Reducing turbulence and swirls in the internal airflow, the new blowers technology succeeds in both limiting noise and improving the sound quality of the hood.

## BRUSHLESS



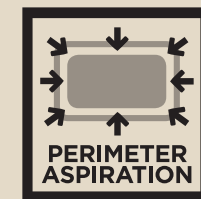
The brushless motor guarantees considerable energy saving coupled with high extraction efficacy. It is the most silent motor on the market and its performance remains stable in any usage condition.

## REMOTE BLOWER



Available on many products, it allows you to install the motor away from the hood to reduce the noise in the kitchen. For acoustic comfort at the highest level.

## PERIMETER ASPIRATION



25% less\* perceived noise. Perimeter suction exploits the Venturi effect to accelerate the air flow through a narrow gap. The air slows down again once inside the hood for more efficient extraction.

\*Equivalent to a reduction of 3 dB(A) according to EN 60704-3.

## WATERPROOF




Any liquid spilled during cooking flows directly into a suction grille and is collected in an automatically drained tray under the hood, small enough to leave space for a utensil drawer.

## POWER MANAGEMENT



Adjustable absorption setting on 4 power levels (KW). No more blackouts at home!

## HFH FILTERING



Capable of eliminating 95% of bad smells, the technology guarantees maximum effectiveness in activated carbon filtering. HFH technology makes the hood more efficient for air purification from all odours.

## FILTER ALARM



Filter saturation alarm: warns you when it is time to clean the anti-grease filter or substitute the anti-odour filter.

## REAR OUTLET



The rear air outlet available with many FABER hoods allows fumes to be channelled to the rear instead of upwards. This eliminates the need for an upper duct, freeing up useful space above the hood.


## SELF START



A special sensor switches the hood on as soon as air temperature reaches 35°C. A smart sensor activates your hood automatically whenever needed. Faber loves to make cooking easier and more enjoyable!



## AUTOMATIC FUNCTION



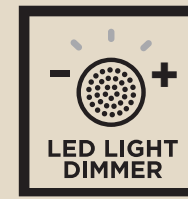
The hood will turn on at the most suitable speed automatically, adapting the extraction capacity to the maximum cooking level.

## HOUR 24



Key 24: function which allows the hood to be switched on for 24 hours a day for air renewal with a level of noise that is imperceptible.

## LED LIGHT DIMMER



Dimmable light: at the touch of a button the light is dimmed down and can be left on for a long time with minimal energy consumption.

## TUNABLE WHITE



On some models, you can choose and vary the colour temperature of the light, from warmer (tending to yellow) to colder (tending to white).

## DELAY 30



Automatic shutdown delay: you can postpone the motor shutdown to eliminate residual odours completely.

## SPEED I



Intensive speed: function which activates maximum aspiration for 6 minutes to meet special cooking needs.

## SOFT TOUCH



FENIX®, a high-tech material with unique characteristics. Soft and smooth to the touch, matte and smudge-proof surface.

## ANTI TOUCH




Special smudge-proof materials for a perfectly clean hood and a surface without annoying stains.

## BOOST



Thanks to the Double Intensive Function. Even the most persistent cooking steam and smells are eliminated in just a few minutes.

## LED LIGHT



Thanks to the LED lighting you will have a brilliant light and excellent visibility over the entire cooking area, with a considerable energy saving.

## TOUCH CONTROL



Extremely comfortable, user-friendly Touch Slider controls.

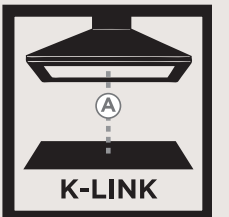
## REMOTE CONTROL



The remote control is compatible with many Faber hoods. To adjust suction and special functions, such as the courtesy light, 24H, Up&Down and Steam Off features. Controlling your hood is easier than ever.



# K-LINK TECHNOLOGY AND THE HOOD ADJUSTS ITSELF AUTOMATICALLY



## **FREE HANDS IN THE KITCHEN. THANK YOU, FABER**

The beauty of cooking is also that you can express yourself freely, without distractions. If you have an induction hob and a Faber cooker hood with K-LINK connection, just start cooking and the suction power of the hood automatically adjusts to the selected cooking level.

## **HOB AND HOOD DIALOGUE WITH EACH OTHER**

Faber has created an intelligent connection between hob and hood, through an integrated system that works with radio waves. A simple gesture is all it takes to set the hood to automatic operation. The system is always active because the radio signal is never interrupted. At the same time, the perfect operation of the hood is guaranteed avoiding the waste of energy and excessive noise that you could have set the suction at a level too high compared to the produced fumes.





**AUTOMATIC  
ADJUSTMENT  
OF THE HOOD  
POWER TO  
EXTRACT  
VAPOURS AND  
ODOURS.**



The connection is always active even in the presence of dirt residues on the hob.



It can be controlled manually whenever you want.

#### Hood Models compatible with Faber Induction Hobs.







# CONDENSATION IS NO LONGER A PROBLEM

## FABER ELIMINATES THE PROBLEM OF CONDENSATION

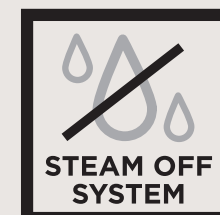
Eliminating condensation is essential to protect the wall unit where the hood is installed and to prevent drops of moisture from falling onto the hob. Faber has succeeded by creating special anticondensation systems of total effectiveness.

### STEAM OFF SYSTEM

The Steam Off System implementing Faber exclusive technology eliminates the problem from the beginning, avoiding the formation of condensation. While sucking in, the hood emits controlled jets of air that by whirling and accelerating, promoting the upward movement and convey the vapours to capture them all.

### ZERO DRIP

The Faber Zero Drip and Zero Drip Plus systems stop condensation after it has formed. The first one collects it in a groove preventing it from dripping onto the hob. The second makes it evaporate through contact with specially heated surfaces.







SUCTION PAIRED WITH  
HELICAL AIR JETS AND  
VARIABLE GEOMETRY  
ELIMINATES THE  
CONDENSATION  
EFFECT



## ZERO DRIP PLUS

Pressing a button on  
the glass part of the  
hood activates a heating  
resistor that makes the  
condensation evaporate  
completely.



## Models with technology STEAM OFF SYSTEM



Hava



Ilma



Ilma Touch

## Models with technology ZERO DRIP PLUS



Glam Fit Zero  
Drip Plus



Glam Light Zero  
Drip Plus

## Models with technology ZERO DRIP



Glam Fit Zero  
Drip



Glam Light Zero  
Drip



In-Nova Zero  
Drip





# QUIETNESS THAT RESPECTS NATURE

## THE FIRST COMFORT IS SILENCE

To make the kitchen a comfortable environment to live in, it is essential to have a hood that works making as little noise as possible, even at top power.

## SOUND PRO **NEW**

Reducing turbulence and swirls in the internal airflow, the new blowers technology succeeds in both limiting noise and improving the sound quality of the hood.

## BRUSHLESS MOTOR

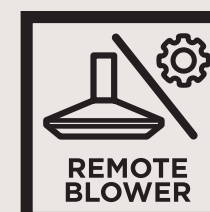
Faber is constantly looking for technologically advanced solutions and with this motor, it guarantees the best energy efficiency on the market.

## SIL & STILL TECHNOLOGY

Based on the study of aerodynamic flows inside the hood and targeted sound insulation, this Faber technology reduces noise at top power to just 52 dB(A). By activating the Eco Function, it ensures continuous air exchange in the surrounding environment for 24 hours, silently and with minimum consumption below 40 dB(A) comparable to the quietness of a library.

## REMOTE BLOWER

The noise of the hood can be minimised by moving the motor away.








# HUSH, IT'S COOKING TIME!



As kitchens become places for meeting and sharing moments at home, hoods increasingly need to combine high performances with silent motors. Following in-depth studies and extensive research, Faber was able to develop a solution: Sound PRO.

## FLUID DYNAMIC OPTIMIZATION

Thanks to an innovative design, the new blower significantly reduces turbulence and vortex of the internal air flow.



## NOISE REDUCTION AND SOUND QUALITY OPTIMIZATION

At maximum power, the new technology limits the noise threshold of the hood up to -6db\*, but it doesn't stop there. It also optimizes the sound produced, reducing the disturbance caused by high frequencies.

Available in several Faber models, check the icon on the individual product sheet.

\*Data varies depending on the model in which the blower is installed.



NOISE OF JUST  
52 DB(A) AT TOP  
POWER



THE **ECO FUNCTION**  
ACTIVATES  
CONTINUAL AIR  
EXCHANGE IN  
ULTRA-SILENT MODE

Models with technology SIL & STILL



ONYX-C



ONYX-V



ONYX-T

# THE SILENT PLEASURE OF A REMOTE MOTOR



## REMOTE SUCTION KIT

The remote suction kit, with the utmost simplicity, makes it possible to move the hood motor away from the cooking area.

## THE SILENCE INCREASES SIX METRES AWAY

With the Remote Suction Kit, the motor can be moved to another location of the house up to six metres away from the hood. Minimal noise and maximum comfort are ensured not only in the kitchen but also in the living area.



The model with the dedicated range of hoods is shown in the Accessories section on page 330

## REMOTE EXTERNAL MOTOR

The remote external motor makes it possible to install the motor entirely outside the house and eliminate noise altogether.



The model with the dedicated range of hoods is shown in the Accessories section on page 330






# SOFT LINE REVOLUTIONISES DESIGN

Soft Line is the Faber range of hoods made with FENIX®, a high-tech material with unique characteristics. The matte, smudge-proof surface is soft to the touch and reflects very little light. It is non-porous to facilitate daily maintenance and cleaning.

FENIX® is a material with high resistance to scratches, abrasions, dry heat and acids. Its properties make it perfect for kitchens. Another characteristic is that it can self-heal surface micro-scratches.





**FENIX®**

USED AS A KITCHEN  
TOP IT IS A PERFECT  
MATCH FOR THE  
HOOD.



The Faber Soft Line consists of  
a suspended hood F-light  
(Soft Cube) and two vertical  
wall-mounted hoods  
(Soft Edge e Soft Slim).  
They are all available with three  
FENIX® finishes: Grigio Londra,  
Bianco Kos or Nero Ingo.



SOFT CUBE



SOFT EDGE



SOFT SLIM





# AIRLANE TECHNOLOGY

## SUPERB EXTRACTION THROUGH AN INVISIBLE DUCT



### **REAL POWER MAKES NO NOISE. IT KEEPS THE SECRET.**

AIRLANE TECHNOLOGY can be used to install more than one Faber suspended hood in suction mode without the presence of unsightly connection pipes. In this way, you can have a hood and light cluster that integrates perfectly into the décor of your kitchen.

### **THE POWER OF A DOUBLE SUCTION.**

With AIRLANE TECHNOLOGY a second motor in the false ceiling conveys fumes and cooking vapours sucked from the hood without piping.





4  
EXPULSION  
FROM THE HOME  
ENVIRONMENT

2  
CREATION OF AN  
ASCENDING AIR  
VORTEX

3  
SUPERIOR  
PURIFICATION  
THANKS TO THE  
OVERHEAD MOTOR

1  
EXTRACTION OF  
COOKING FUMES  
AND STEAM



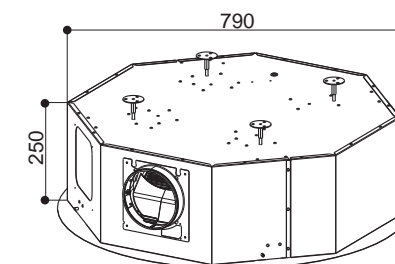
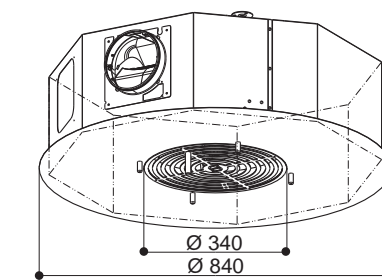
Discover the  
technology  
video on our  
YouTube channel

Airplane conceals a second motor in only 30 cm of false ceiling allowing you to choose between four air outlet positions during installation.

## KIT AIRLANE TECHNOLOGY

KIT AIRLANE ASPIRANTE cod. 1120542.875

FEATURES
<b>Finish</b> • Stainless steel
<b>Ø of air outlet</b> 150 mm
<b>Width</b> 840 mm



THE AIRLANE KIT REPLACES THE CHIMNEY/DUCT NEEDED FOR  
SUSPENDED INSTALLATION AS AN EXTRACTION HOOD.

## A NEW PLUS FOR F-LIGHT HOODS.

With the following F-Light hoods, both fixed and with Up & Down movement from the ceiling, you can get rid of suction piping at last. It disappears completely thanks to AIRLANE technology, which also guarantees better air purification and Energy Class A performance.



BELLE  
BELLE PLUS



ODETTE  
ODETTE PLUS



CÉLINE  
CÉLINE PLUS

Optional on all F-Light models





# UP&DOWN TECNOLOGY

## FREEDOM OF MOVEMENT IS IN THE AIR



In open-concept kitchen and living room combos and in those where space is restricted, there is often the need to choose a suspended hood with a design matching the interior décor. Faber solves these needs by combining the function of a hood with that of a light fitting.

### **THERE'S A HOOD: IT'S IN THE LIGHT FITTING.**

With the Up & Down technology, Faber perfectly integrates hood and light fitting, combining the needs of aspiration with those of design and lighting.

### **AN AMAZING SPACE-SAVING SOLUTION.**

These hoods are excellent space-saving solutions capable of illuminating and enhancing any type of environment, from the most linear to the most sophisticated.





### UP & DOWN: NICE MOVE IN THE KITCHEN.

**DOWN:** The hood moves down to illuminate the hob and optimise suction while cooking.

**UP:** The hood returns to the ceiling to form an elegant light fitting. And FABER's brand-new remote control makes movement easy.

### F-LIGHT: MOVE IN CLASS A.

All F-Light models with their energy efficiency go far while bringing comfort closer.

### Models with technology UP & DOWN



Belle Plus



Céline Plus



Lybra Plus



Nest Plus



Pareo Plus



Odette Plus



Skylift




Zoom Plus





# LESS CONSUMPTION, MORE EFFICIENCY



## FLAT DESIGN AND MAXIMUM COMFORT

Completely flat at vertical hoods, for an even more trendy ultra-slim design. This is achieved with the Faber diff users that concentrate the maximum suction power and the best energy efficiency in just 15 cm.

## NAUTILUS

The exclusive diffuser design naturally inspired by the golden ratio for superlative comfort and outstanding performance.

## Models with technology NAUTILUS



Glam-Fit



Glam Fit Zero  
Drip



Glam Fit Zero  
Drip Plus



Soft Slim



Talika



V-Air Flat



ULTRA-THIN  
LOW ENERGY  
CONSUMPTION  
HIGH EFFICIENCY

15 CM





# HIGH FILTERING NO BAD SMELLS





**ONLY FABER HOODS ELIMINATE 95% OF ODOURS.**  
What's the most effective activated carbon filtration technology? It's called HFH, which stands for "HIGH FILTERING HOOD". And it's a FABER exclusive, of course. HFH improves hood performance by removing odours from the air almost totally.

**A LARGER SURFACE AREA AND TWO LAYERS OF ULTRA-EFFICIENT FILTER MATERIAL.**  
Faber's potent HFH technology is based on a cylindrical filter design with a far larger surface area. It's twice as effective too, because it uses two high-efficiency filtration layers with different porosities and activated carbon concentrations. That's how the filter captures both large and small particles.


**FABER MAKES THINGS EASIER...QUIETLY.**  
Unlike other activated carbon filter systems, HFH also reduces noise by around 3 dB(A). And the smart, cylindrical shape of the filter makes easy work of removing the dishwashercompatible filter material.



THE MAXIMUM  
EFFECTIVENESS OF  
ACTIVATED CARBON  
FILTRATION TO  
ELIMINATE 95% OF  
ODOURS



The **easy-to-install** cylindrical filter has a larger area compared to onventional ones guaranteeing more effectiveness.



**Ultra-filtering material** consisting of two panels with different porosity and concentration of active carbon. The first layer captures the coarsest particles and the second smaller ones, increasing effectiveness even more.

Dishwasher safe.



#### Models with technology HFH



Stilo Comfort



Stilo Glass Smart



Stilo Smart



Nice



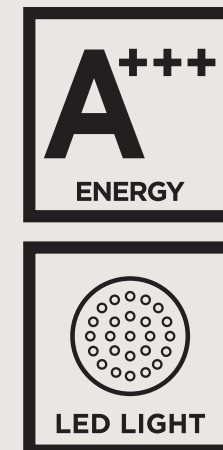
Ray





# GREEN INNOVATION

## THE FUTURE IS IN OUR HANDS



### WE ALSO THINK ABOUT THE PLANET

Making sustainable choices is essential to respect the world we live in. Therefore, it is important to choose a hood that is energy-efficient. By developing solutions aimed at lower environmental impact and greater energy savings, Faber also takes care of the planet

### LED LIGHT

All FABER hoods incorporate LED lighting technology. The LED units consume next to nothing and produce a pleasantly natural light that ensures perfect visibility without altering colours

### HIGHER CLASS ENERGY

Today, Faber hoods are confirmed in the highest energy classes. They ensure superlative performance and minimum consumption of the suction motor, filtering system and lighting. The top-of-the-range Galileo hob extractor achieves excellence in Class A+++.




- Energy Efficiency Class:** hoods with the highest ratings (A++, A+, A) consume less and are more respectful of the environment (green colour).
- Annual Electricity Consumption:** calculated for standard hood functioning times (60 minutes of suction and 120 minutes of lighting a day).
- Fluid-dynamic efficiency:** reveals the quality and power of the hood: efficiency rises as suction power increases or energy consumption decreases.
- Lighting efficiency:** this indicates how much light the hood produces for the energy it consumes; for the same lighting power, more light-efficient hoods consume less.
- Filter efficiency:** indicates the filter's capacity to capture grease.
- Noise level:** measured in dB at the hood's maximum fan speed (not boost).





# LET **PURITY** IN



## **TAKE CARE OF THE AIR YOU BREATHE IN YOUR HOME.**

The quality of the air in domestic environments is an increasingly important issue. Faber are therefore bringing their technology and experience in air to the service of well-being with an ecological system that meets people's needs.

## **AIR HUB: TWO PRODUCTS IN ONE FOR PURE WELL-BEING**

A system to disinfect the air and a T-shaped hood - this is the dual nature of the Air Hub, a unique, dual-function product in a simple, elegant design, perfect for any style of interior.



# AIR HUB

## THE PUREST AIR EXPERIENCE

Air Hub guarantees clean, safe air for your kitchen and living environments. In fact, thanks to its UV-C technology, **it eliminates up to 99.99% of viruses and bacteria\***, all without using chemicals.

\*Laboratory tests carried out on E.coli and Staphylococcus aureus by the University of Siena.

### AIR DISINFECTION


for the home and elimination of up to 99.99%\* of viruses and bacteria

1

### EXTRACTOR HOOD

Removes cooking vapours and odours

2



### UV-C LAMP TECHNOLOGY

KILLS VIRUSES AND BACTERIA WITH ABSOLUTE SAFETY AND NO OZONE PRODUCTION



**MANUAL:** Start the disinfection of the air. You can switch off manually, or it will automatically switch off after 24 hours.

**INTENSIVE:** Maximum speed of disinfection in the shortest possible time. Switches off automatically.

**NIGHT:** Long cycle for complete disinfection with the minimum level of noise. Automatically switches on each night.

Available :



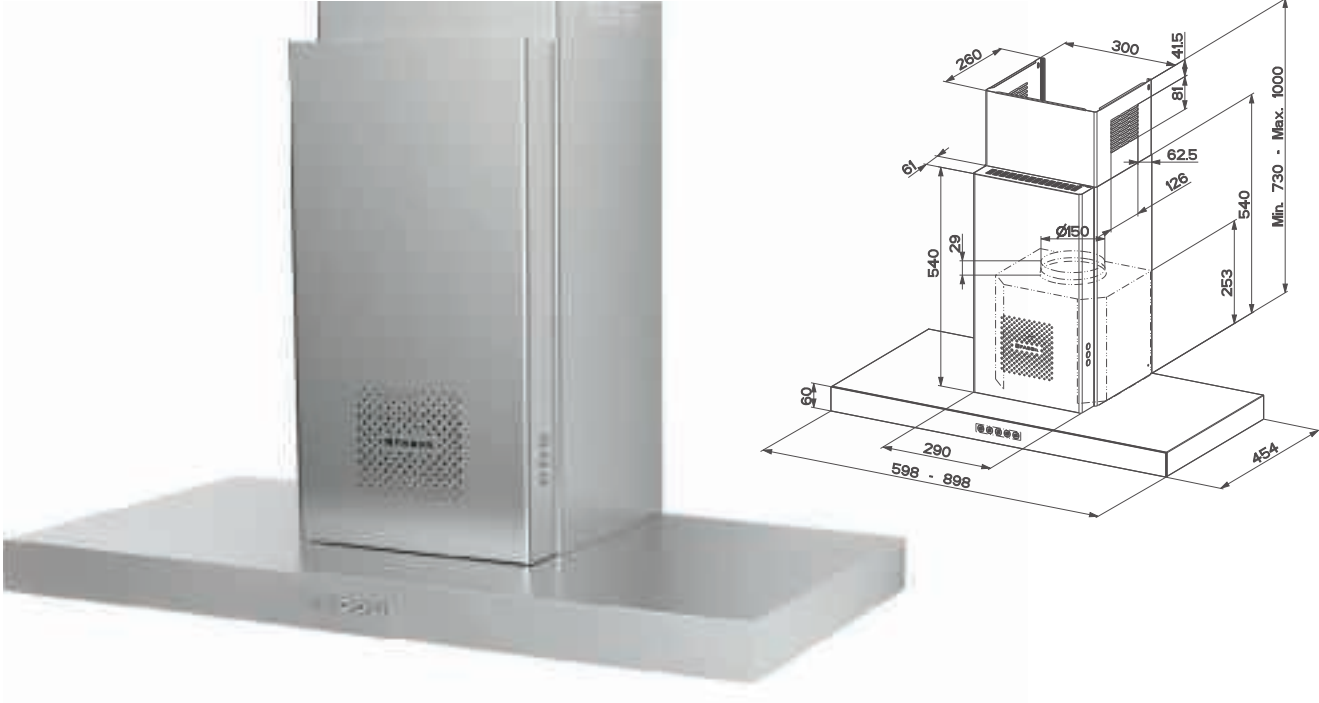
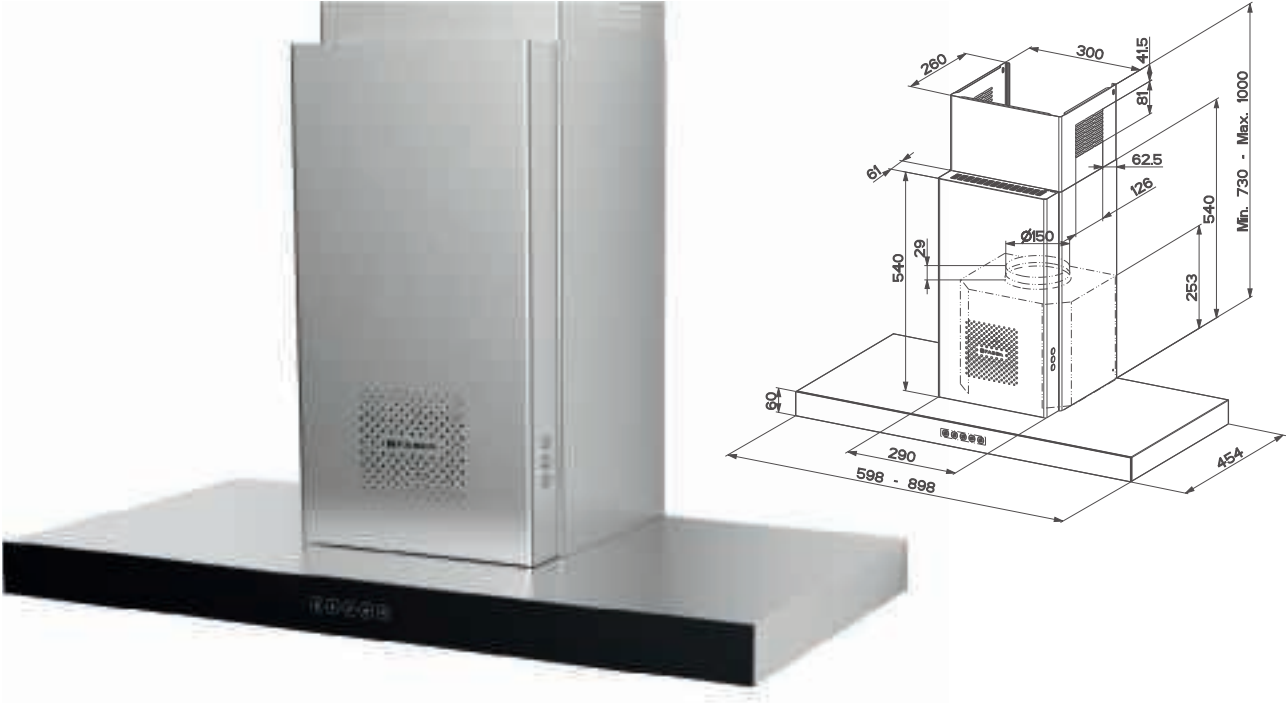
AIR HUB GLASS  
inox/vetro nero

AIR HUB  
inox

"see more details on page: 62-63"











# AIR HUB GLASS


AIR HUB STILO GLASS COMFORT X/V A60 cod. 325.0656.899  
AIR HUB STILO GLASS COMFORT X/V A90 cod. 325.0656.897


  
UV-C LAMP

  
SOUND PRO


  
REMOTE BLOWER

  
INTENSIVE SPEED

  
DELAY 30

  
LED LIGHT

(optional)





FEATURES	PERFORMANCE					ACCESSORIES
<b>Finish</b> •Stainless steel / black glass	<b>Speed</b>	1	2	3	INT	<b>Cod. 112.0157.243</b> F9 Charcoal filter
<b>Controls</b> Touch control	<b>Air capacity IEC point</b>	280	420	600	750	<b>Cod. 112.0185.276</b> FLL9 Charcoal filter Long Lasting
<b>Lighting</b> 2 LED lights	<b>Pressure</b>	450	540	580	590	
<b>Grease filter</b> Cassettes dishwasher safe	<b>Input</b>	150	200	240	250	
<b>Ø of air outlet</b> 150 / 120 mm	<b>Noise level</b>	50	57	65	69	
<b>Width</b> 600 / 900 mm						
<b>Energy class</b> A+						





# AIR HUB


AIR HUB STILO COMFORT X A60 cod. 325.0656.947  
AIR HUB STILO COMFORT X A90 cod. 325.0656.946

  
UV-C LAMP

  
SOUND PRO

  
REMOTE BLOWER

  
INTENSIVE SPEED

  
LED LIGHT

(optional)

FEATURES	PERFORMANCE					ACCESSORIES
<b>Finish</b> •Stainless steel	<b>Speed</b>	1	2	3	INT	<b>Cod. 112.0157.243</b> F9 Charcoal filter
<b>Controls</b> Electronic	<b>Air capacity IEC point</b>	290	460	610	710	<b>Cod. 112.0185.276</b> FLL9 Charcoal filter Long Lasting
<b>Lighting</b> 2 LED lights	<b>Pressure</b>	390	470	530	540	
<b>Grease filter</b> Cassettes dishwasher safe	<b>Input</b>	130	165	210	250	
<b>Ø of air outlet</b> 150 / 120 mm	<b>Noise level</b>	50	59	66	69	
<b>Width</b> 600 / 900						
<b>Energy class</b> B						





AIR TREATMENT





# AIR TREATMENT SMART HOODS



## HOODS CONNECTED TO YOUR WORLD

All hoods in the AIR TREATMENT by Faber range fit an Air Quality Sensor. This innovative device monitors the air and activates suction if it detects the presence of allergens, pollutants or odours. By storing data on the Faber cloud, via an app that can be downloaded to smartphones, you can monitor the air quality at home at any time, even remotely.

## K-AIR WITH INTEGRATED MONITOR

K-Air is an intelligent vertical hood with a built-in 21" monitor that can be controlled directly via the touchscreen or app. The exclusive Sensor Air Quality keeps the temperature, the percentage of humidity and the presence of volatile organic compounds (VOC and VOC), Carbon Monoxide and Nitrogen dioxide and methane under control in the domestic environment. The sensor activates the hood as soon as pollution thresholds are exceeded, primarily in the space where you cook.

# THE IDEAL SOLUTION FOR YOUR **SMART HOME**



**MONITORS INDOOR AIR  
QUALITY AND RESTORES  
FRESH AIR IN YOUR  
KITCHEN**



**YOUR FAVOURITE WEB PAGES  
ACCESSIBLE ANYTIME,  
CONNECTION TO YOUR  
INTERNET BROWSER  
(AVAILABLE ON K-AIR MODEL)**



**THANKS TO THE FABER  
CLOUD, YOU CAN ACCESS  
IT FROM ANYWHERE  
AND CHECK YOUR HOME  
ENVIRONMENT**




**ALL FUNCTIONS CAN ALSO  
BE MANAGED VIA THE  
FABER APP**



# REMOTE **MANAGEMENT** TOO

## THE IDEAL SOLUTION FOR YOUR SMART HOME.

The exclusive App is designed to monitor air quality in your kitchen and manage the hood remotely too, with simple and intuitive functions.



## A RANGE THAT IS **ALWAYS CONNECTED**

AIR TREATMENT by Faber is a complete range comprised of vertical, ceiling, T-shape and built-in hood models. All the hoods are equipped with an Air Quality Sensor, connection to the Faber Cloud and can be controlled remotely via the App. In addition, the K-air model comes equipped with the exclusive 21.5 inch integrated monitor.



BI-AIR



C-AIR



IN-NOVA AIR



HEAVEN AIR



K-AIR



T-AIR



V-AIR



V-AIR FLAT



# AIR RANGE

BI-AIR	85
C-AIR	84
K-AIR	75
T-AIR	83
V-AIR	78
V-AIR FLAT	79



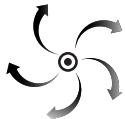


# K-AIR

## TECHNOLOGICAL PLUS



**MOBILE APP VIA FABER CLOUD**  
Mobile APP via Faber Cloud keeps you informed through the dedicated app when it reaches unsafe conditions, allowing remote control too.



**AIR QUALITY INDICATOR**  
constantly monitors Indoor Air Quality in your kitchen.



**AUTO FUNCTION**  
it automatically sets and controls the aspiration phase to remove pollution and restore fresh air in your kitchen.



**RECIPIES PLAY VIDEO**  
Full web browser and audio di users. Hear your favourite music or cooking assistant THROUGH (non true!) video recipes.



**FULLY INTEGRATED WITH AMAZON ALEXA**  
Use voice control to switch on/off the hood, set aspiration level and control the lights.



**CONNECTED TO YOUR HOME ADDITIONAL DEVICE**  
Connect your wi-fi / IP remote cameras. Always visible directly into your hood monitor.



**MULTIPLE TIMER**  
Multiple Timer management.



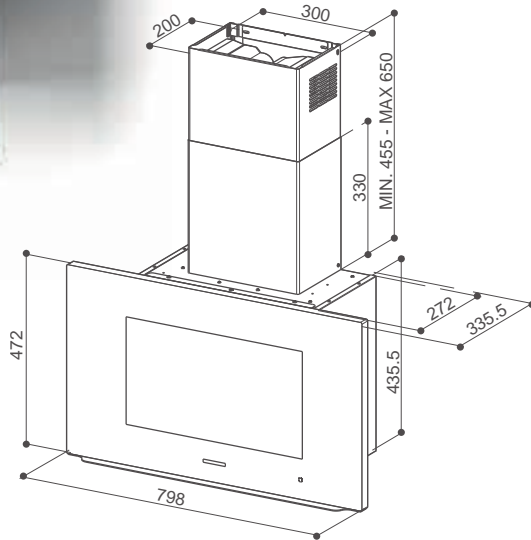
**SHOW YOUR FAVORITE**  
Your favourite picture slideshow in the Kitchen.



**TOUCH MONITOR 21.5**  
21.5 inches touch display.



**TUNABLE WHITE**  
Set dimmerable white LED intensity.



# K-AIR

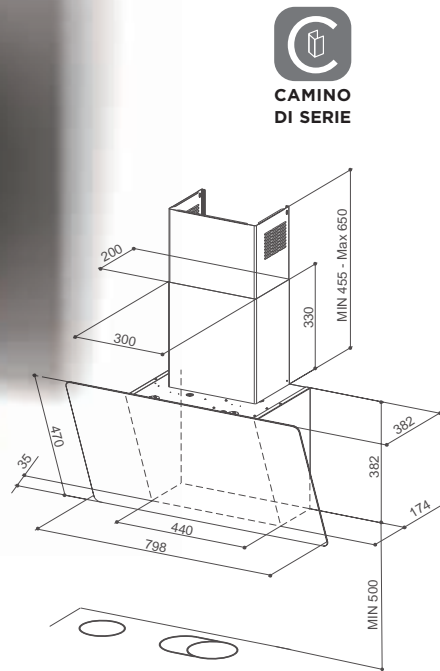
K-AIR TOUCH KL A80 cod. 330.0615.671



FEATURES	PERFORMANCE	ACCESSORIES
<b>Finish</b> • Black glass	<b>Speed</b> 1 2 3 INT	<b>Cod. 112.0157.240</b> F8 Charcoal filter
<b>Controls</b> Touch control	<b>Air capacity IEC point</b> 280 400 580 740	<b>Cod. 112.0158.127</b> FHP8 Charcoal filter High Performance
<b>Lighting</b> LED lights	<b>Pressure</b> 450 510 550 560	<b>Cod. 112.0185.278</b> FLL8 Charcoal filter Long Lasting
<b>Grease filter</b> Cassettes dishwasher safe	<b>Input</b> 150 200 240 250	<b>Cod. 112.0252.439</b> Recycling version kit WH
<b>Ø of air outlet</b> 150 / 120 mm	<b>Noise level</b> 48 55 62 67	<b>Cod. 112.0252.442</b> Recycling version kit BK
<b>Width</b> 800 mm		
<b>Energy class</b> A		





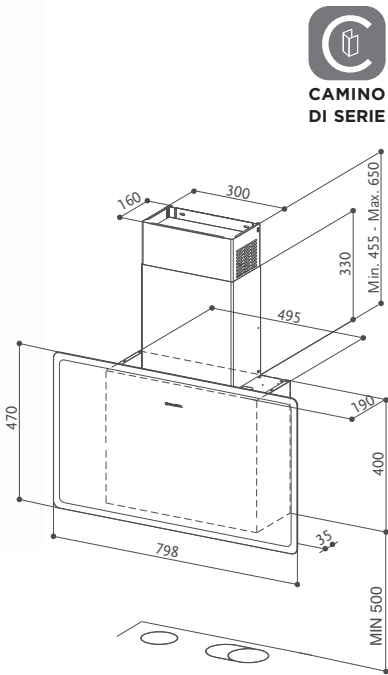


# V-AIR

V-AIR KL A80 cod. 330.0615.685

(optional)

FEATURES	PERFORMANCE					ACCESSORIES
<b>Finish</b>	<b>Speed</b>	1	2	3	INT	<b>Cod. 112.0157.240</b>
•Black and light brown glass	<b>Air capacity IEC point</b>	300 430 620 770				F8 Charcoal filter
<b>Controls</b>	<b>Pressure</b>	460 550 590 600				<b>Cod. 112.0615.733</b>
Touch control	<b>Input</b>	150 200 240 250				Remote control
<b>Lighting</b>	<b>Noise level</b>	48	56	63	68	<b>Cod. 112.0252.439</b>
LED lights						Recycling version kit WH
<b>Grease filter</b>						<b>Cod. 112.0252.442</b>
Cassettes dishwasher safe						Recycling version kit BK
<b>Ø of air outlet</b>						<b>Cod. 112.0158.127</b>
150 / 120 mm						FHP8 Charcoal filter High Performance
<b>Width</b>						<b>Cod. 112.0185.278</b>
800 mm						FLL8 Charcoal filter Long Lasting
<b>Energy class</b>						
A+						



# V-AIR FLAT

V-AIR FLAT KL A80 cod. 330.0615.684

(optional)

FEATURES	PERFORMANCE					ACCESSORIES
<b>Finish</b>	<b>Speed</b>	1	2	3	INT	<b>Cod. 112.0540.783</b>
•Black and light brown glass	<b>Air capacity IEC point</b>	190 250 400 570				F22 Charcoal filter
<b>Controls</b>	<b>Pressure</b>	300 450 540 650				<b>Cod. 112.0615.733</b>
Touch control	<b>Input</b>	100 115 120 125				Remote control
<b>Lighting</b>	<b>Noise level</b>	52	58	67	73	
2 LED lights						
<b>Grease filter</b>						
Cassettes dishwasher safe						
<b>Ø of air outlet</b>						
150 / 120 mm						
<b>Width</b>						
800 mm						
<b>Energy class</b>						
A						

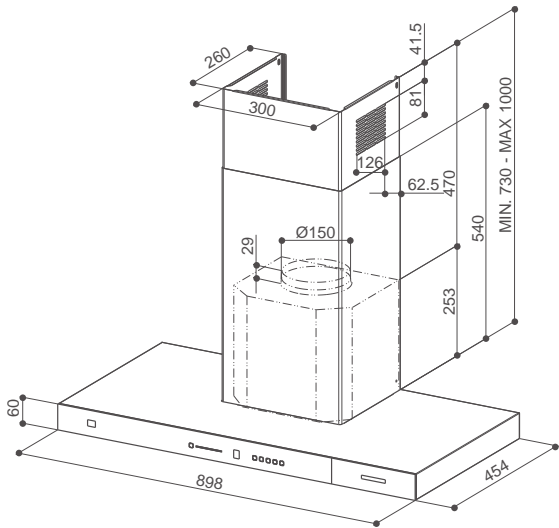







# T-AIR


T-AIR KL A90 cod. 325.0615.702




AIR RANGE




FABER CLOUD




AIR QUALITY SENSOR




K-LINK




SOUND PRO




INTENSIVE SPEED



REMOTE CONTROL



LED LIGHT



A+ ENERGY

(optional)

FEATURES		PERFORMANCE					ACCESSORIES
<b>Finish</b>		<b>Speed</b>	1	2	3	INT	<b>Cod. 112.0157.243</b>
• Black and light brown glass		<b>Air capacity IEC point</b>	280	420	600	750	F9 Charcoal filter
<b>Controls</b>		<b>Pressure</b>	450	540	580	590	<b>Cod. 112.0615.733</b>
Touch control		<b>Input</b>	150	200	240	250	Remote control
<b>Lighting</b>		<b>Noise level</b>	50	57	65	69	<b>Cod. 112.0185.276</b>
1 LED light bar							FLL9 Charcoal filter Long Lasting
<b>Grease filter</b>							<b>Cod. 112.0157.271</b>
Cassettes dishwasher safe							Splashback X 900 mm
<b>Ø of air outlet</b>							<b>Cod. 112.0621.232</b>
150 / 120 mm							Upper chimney kit BK MATT H990
<b>Width</b>							<b>Cod. 112.0626.902</b>
900 mm							Kit recycling wall T-Shape
<b>Energy class</b>							
A+							



# C-AIR

C-AIR KL A90 cod. 350.0615.705

FABER CLOUD

AIR QUALITY SENSOR

K-LINK

SOUND PRO

REMOTE BLOWER

PERIMETER ASPIRATION

INTENSIVE SPEED

DELAY 30

24

FILTER ALARM

REMOTE CONTROL

LED LIGHT

(optional)

A  
ENERGY

FEATURES	PERFORMANCE					ACCESSORIES
<b>Finish</b>	<b>Speed</b>	1	2	3	INT	<b>Cod. 112.0157.240</b>
• Black and light brown glass	<b>Air capacity IEC point</b>	290	430	610	770	F8 Charcoal filter
<b>Controls</b>	<b>Pressure</b>	460	550	590	600	<b>Cod. 112.0158.127</b>
Touch / Control touch	<b>Input</b>	150	200	240	250	FHP8 Charcoal filter High Performance
<b>Lighting</b>	<b>Noise level</b>	48	56	63	68	<b>Cod. 112.0185.278</b>
LED lights						FLL8 Charcoal filter Long Lasting
<b>Grease filter</b>						<b>Cod. 112.0327.007</b>
Cassettes dishwasher safe						ENERGY Remote blower kit
<b>Ø of air outlet</b>						
220 x 90 mm						
<b>Width</b>						
900 mm						
<b>Energy class</b>						
A						



# BI-AIR

BI-AIR KL A52 cod. 305.0615.686

BI-AIR KL A70 cod. 305.0615.687

FABER CLOUD

AIR QUALITY SENSOR

K-LINK

SOUND PRO

REMOTE BLOWER

PERIMETER ASPIRATION

INTENSIVE SPEED

REMOTE CONTROL

LED LIGHT

(optional)

(optional)

520 mm						700 mm					
FEATURES	PERFORMANCE					PERFORMANCE					ACCESSORIES
<b>Finish</b>	<b>Speed</b>	1	2	3	INT	<b>Speed</b>	1	2	3	INT	<b>Cod. 112.0157.240</b>
• Black and light brown glass	<b>Air capacity IEC point</b>	260	410	580	670	<b>Air capacity IEC point</b>	290	420	610	720	F8 Charcoal filter
<b>Controls</b>	<b>Pressure</b>	450	540	580	590	<b>Pressure</b>	460	550	590	600	<b>Cod. 112.0615.733</b>
Touch Control	<b>Input</b>	150	200	240	250	<b>Input</b>	150	200	240	250	Remote control
<b>Lighting</b>	<b>Noise level</b>	54	59	66	69	<b>Noise level</b>	47	56	64	68	<b>Cod. 112.0158.127</b>
1 LED light bar											FHP8 Charcoal filter High Performance
<b>Grease filter</b>											<b>Cod. 112.0185.278</b>
Cassettes dishwasher safe											FLL8 Charcoal filter Long Lasting
<b>Ø of air outlet</b>											<b>Cod. 112.0327.007</b>
150 / 120 mm											ENERGY Remote blower kit
<b>Width</b>											
520 / 700 mm											
<b>Energy class</b>											
B (520 mm)											
A (700 mm)											



# HOB EXTRACTOR

GALILEO	97
GALILEO 60	105
GALILEO SMART	101
HOO-B	107
HOO-B GLASS	107





# GALILEO.

## Simply genius.





### THE MOST EFFICIENT.

The pinnacle of aesthetic perfection with the integration of cooktop and hood in a single product for outstanding performance.



### THE MOST EFFECTIVE.

With its clever fluid-dynamic design, Galileo stands out for its high collection capacity of up to 6.6 metres per second. Even the most persistent cooking vapours and smells are eliminated in just a few minutes.



### EASY TO USE.

The convenient and user-friendly touch slider controls allow you to adjust the cooking zones and the suction level with a simple action.



### UNLEASH YOUR CREATIVITY.

The cooking zones can be activated in combined mode to use them together with the same level of power, ideal for cooking food in large pots.



### EASY TO USE.

The cooktop surface is smooth and seamless allowing dirt to be removed in one simple step.




### SPACE SAVING.

In the base cabinet Galileo has a smart drawer where you can easily storage cooking utensils.



### MAXIMUM SAFETY IN THE KITCHEN.

Waterproof technology guarantees operation and safety even in the event of liquids spilling onto the cooktop. They do not interfere with the cooking and are collected in a special compartment below.



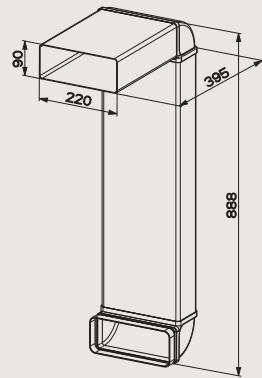
### USEFUL

The grease filter is extremely efficient and is also functional because it works as the first barrier and can collect up to 0.5 litres of liquid. It is easily removable and dishwasher-safe.



# GALILEO

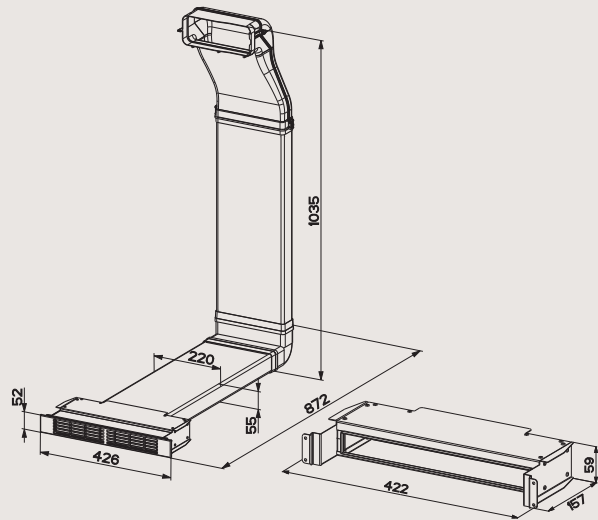
## INSTALLATION KIT



### DUCTING KIT SUITABLE FOR ALL GALILEO RANGE\*

**Ducting kit**  
cod. 112.0540.782

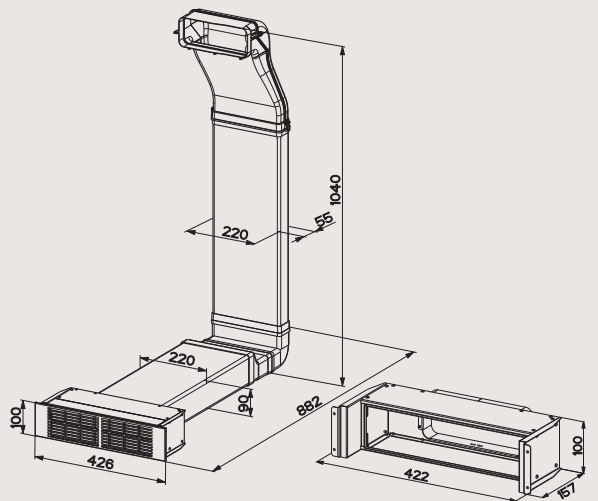
- 1 x flat duct, 200 x 90 x 300 mm
- 2 x vertical 90° bends, 220 x 90 mm
- 1 x flat duct, 200 x 90 x 700 mm
- 1 x duct adapter



### KIT GALILEO 60\*

**Recycling kit H60**  
cod. 112.0626.656

- 2 x vertical flanges (rear and front) for connection to the motor
- 1 x flange with seal, 220 x 55 mm
- 2 x flat ducts, 220 x 55 x 60 mm
- 1 x vertical 90° bend, 220 x 55 mm
- Recycling kit H60



### KIT GALILEO 60\*

**Recycling Kit H100**  
cod. 112.0626.657

- 2 x vertical flanges (rear and front) for connection to the motor
- 1 x flange with seal, 220 x 55 mm
- 1 flat duct, 220 x 55 x 60 mm
- 1 x vertical 90° bend, 220 x 55 mm
- 1 x flat reducer, 90-55 mm
- 1 x flat duct connector, 200 x 90 mm
- 1 x flat duct, 220 x 90 x 500 mm
- Recycling Kit H100

### VENTING HOBS.

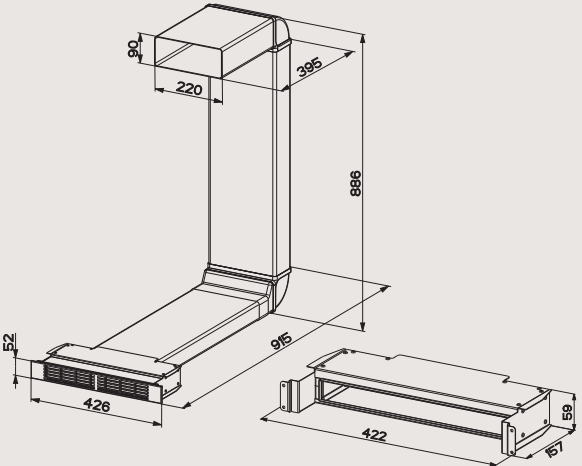
To install Galileo venting hobs, you will need to buy the relevant installation kit. Different kits are available, depending on your desired model and configuration, suction or filter. The details of each individual kit, with the components included in the packaging, are outlined below.



### KIT GALILEO 80\*

**Recycling kit H60**  
cod. 112.0540.730

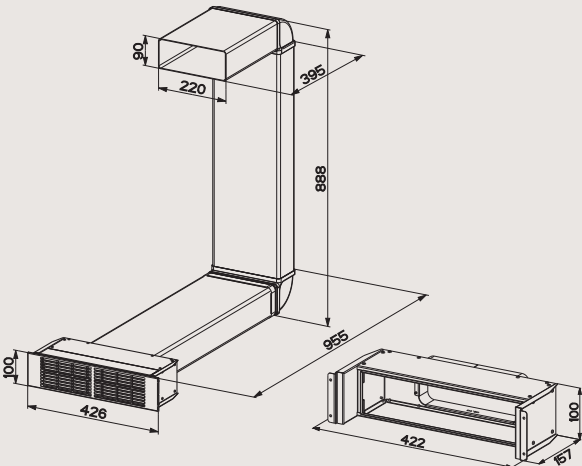
- 1 x flat duct, 200 x 90 x 300 mm
- 2 x vertical 90° bends, 220 x 90 mm
- 1 x flat duct, 200 x 90 x 700 mm
- 1 x flat reducer, 90-55 mm
- 1 flat duct, 220 x 55 x 60 mm
- Recycling kit H60



### KIT GALILEO 80\*

**Recycling kit H100**  
cod. 112.0540.781

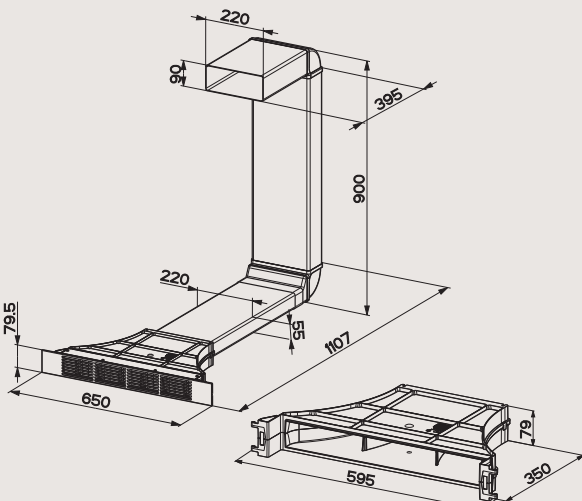
- 1 x flat duct, 200 x 90 x 300 mm
- 2 x vertical 90° bends, 220 x 90 mm
- 2 x flat ducts, 200 x 90 x 700 mm
- Recycling kit H100



### KIT GALILEO 80\*

**Long lasting Recycling Kit H80**  
cod. 112.0605.735

- 1 x flat duct, 200 x 90 x 300 mm
- 2 x vertical 90° bends, 220 x 90 mm
- 1 x flat duct, 200 x 90 x 700 mm
- 1 x flat reducer, 90-55 mm
- 1 flat duct, 220 x 55 x 60 mm
- LL H80 kit



More information in the instruction manual on [www.faberspa.com](http://www.faberspa.com)

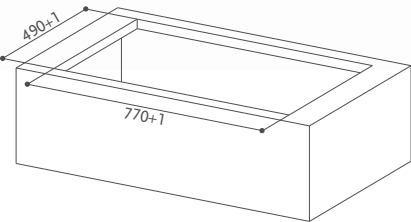




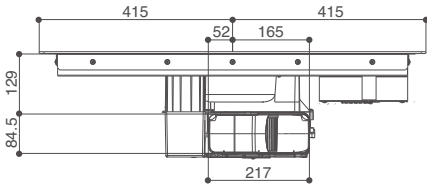
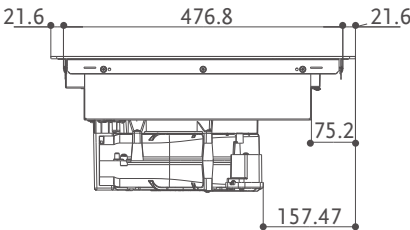
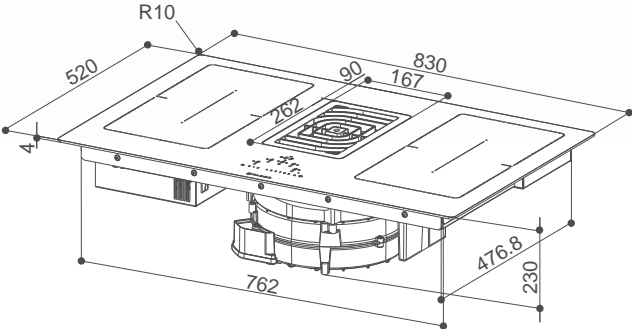
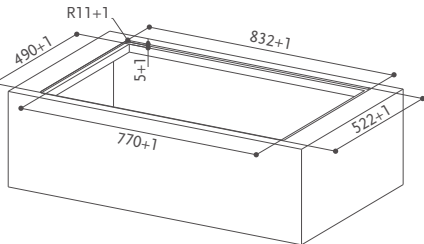


GALILEO CAN FIT IN 60/70 CM DEEP WORKTOP

STANDARD INSTALLATION



FLUSH FIT INSTALLATION



ABBINARE SEMPRE AL PIANO ASPIRANTE 1 DEI 3 KIT DI INSTALLAZIONE:

Ducting cod.112.0540.782



Rear ducting version installation



Lateral ducting version installation

Recycling

cod. 112.0540.730 60 - 80 mm height skirting board  
cod. 112.0540.781 100 mm height skirting board



Front recycling version installation 60H and H100



# GALILEO

GALILEO BK GLASS NG A830 cod. 340.0594.624



Discover the product video on our YouTube channel



FEATURES HOOD		PERFORMANCE HOOD						
<b>Finish</b> • Black glass / Cast iron grid		<b>Speed</b> 1 2 3 8 INT BOOST						
<b>Controls</b> Touch slider		<b>Air capacity IEC point</b> 245 285 350 505 550 700						
<b>Grease filter</b> Cassettes dishwasher safe		<b>Pressure</b> 290 370 525 550 555 560						
<b>Ø of air outlet</b> 220x90 mm		<b>Input</b> 35 45 65 130 140 220						
<b>Energy class</b> A+++		<b>Noise level</b> 51 55 57 65 66 72						
<b>Suction speed</b> 6.6 m/s								



FEATURES INDUCTION HOB		FUNCTIONS INDUCTION HOB	
<b>Finish</b> • Black glass		<b>Bridge zones</b>	2
<b>Product dimensions LxW (mm)</b> 830x520		<b>Power setting (stages)</b>	9
<b>Induction zone</b> 4 2100-3700 W singola 4200-7400 W in ponte		<b>Timer min-max</b>	1-59 min.
<b>Induction zone dimensions (mm)</b> 230x210 single 460x210 bridge		<b>Booster (P)</b>	Yes
<b>Controls</b> Touch slider		<b>Auto switch off</b>	Yes
<b>Power (W)</b> 7400		<b>Over temperature protection</b>	Yes
<b>Voltage (V)</b> 220-240		<b>Over current or voltage abnormality protection</b>	Yes
<b>Frequency (HZ)</b> 50/60		<b>Container detection system</b>	Yes
		<b>Automatic shutdown protection</b>	Yes
		<b>Power On indicator</b>	Yes
		<b>Childlook</b>	Yes



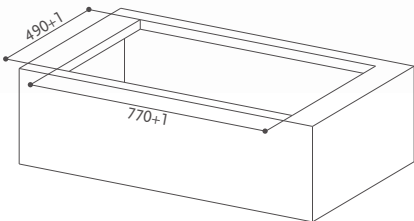




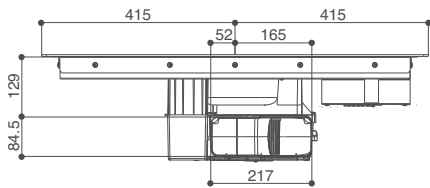
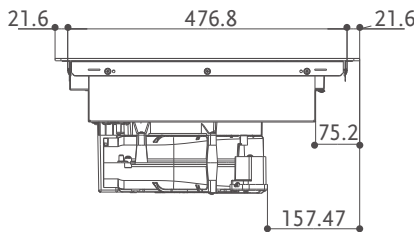
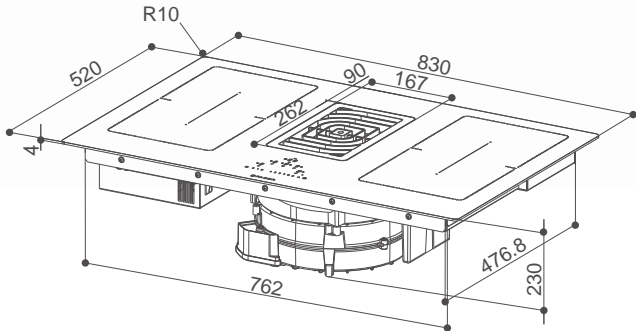
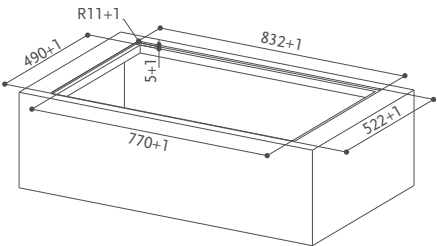


GALILEO CAN FIT IN 60/70 CM DEEP WORKTOP

STANDARD INSTALLATION



FLUSH FIT INSTALLATION



ALWAYS COMBINE TO GALILEO SMART BK cod. 340.0577.694 1 OF THE 3 INSTALLATION KIT:

**Ducting** cod.112.0540.782



Rear ducting version installation Lateral ducting version installation

**Recycling**  
cod. 112.0540.730 60 - 80 mm height toe kick  
cod. 112.0540.781 100 mm height toe kick



Front recycling version installation Front recycling version installation H60 and H100

**GALILEO SMART BK F830 + KIT LL H80** cod. 340.0605.734 includes long lasting filtering kit



Front recycling version installation H80

# GALILEO SMART

GALILEO SMART BK GLASS A830 cod. 340.0577.694



FEATURES HOOD		PERFORMANCE HOOD						
<b>Finish</b> • Black glass / Cast iron grid		<b>Speed</b> 1 2 3 8 INT BOOST						
<b>Controls</b> Touch control		<b>Air capacity IEC point</b> 245 285 350 505 550 700						
<b>Grease filter</b> Autoportanti lavabili in lavastoviglie		<b>Pressure</b> 290 370 525 550 555 560						
<b>Ø of air outlet</b> 220x90 mm		<b>Input</b> 35 45 65 130 140 220						
<b>Energy class</b> A++		<b>Noise level</b> 51 55 57 65 66 72						
<b>Suction speed</b> 6.6 m/s								



FEATURES INDUCTION HOB		FUNCTIONS INDUCTION HOB	
<b>Finish</b> • Black glass		<b>Bridge zones</b>	2
<b>Product dimensions LxW (mm)</b> 830x520		<b>Power setting (stages)</b>	9
<b>Induction zone</b> 4 2100-3000 W single 3000-3700 W bridged		<b>Timer min-max</b>	1-59 min.
<b>Induction zone dimensions (mm)</b> 210x190 single 210x390 bridged		<b>Booster (P)</b>	Yes
<b>Controls</b> Touch control		<b>Auto switch off</b>	Yes
<b>Max Power (W)</b> 7400		<b>Over temperature protection</b>	Yes
<b>Voltage (V)</b> 220-240		<b>Over current or voltage abnormality protection</b>	Yes
<b>Frequency (HZ)</b> 50/60		<b>Container detection system</b>	Yes
<b>ADJUSTABLE ABSORPTION SETTING ON 4 POWER LEVELS (KW)</b>		<b>Automatic shutdown protection</b>	Yes
		<b>Power On indicator</b>	Yes
		<b>Childlook</b>	Yes
		<b>Power menagement</b>	Yes

• 2,8 • 4,5  
• 3,5 • 7,4





# GALILEO 60

GALILEO SMART BK A600 cod. 340.0627.227



FEATURES HOOD		PERFORMANCE HOOD										
<b>Finish</b> • Black glass / Steel grid		<b>Speed</b> 1 2 3 4 5 6 7 8 9 BOOST										
<b>Controls</b> Touch control		<b>Air capacity IEC point</b> 230 270 310 350 380 451 440 470 500 630										
<b>Grease filter</b> Cassettes dishwasher safe		<b>Pressure</b> 280 370 500 570 580 590 600 610 620 630										
<b>Ø of air outlet</b> 220x55 mm		<b>Input</b> 40 50 60 75 85 100 110 115 125 220										
<b>Energy class</b> A++		<b>Noise level</b> 49 51 55 57 60 62 63 64 65 71										
<b>Suction speed</b> 8.8 m/s												



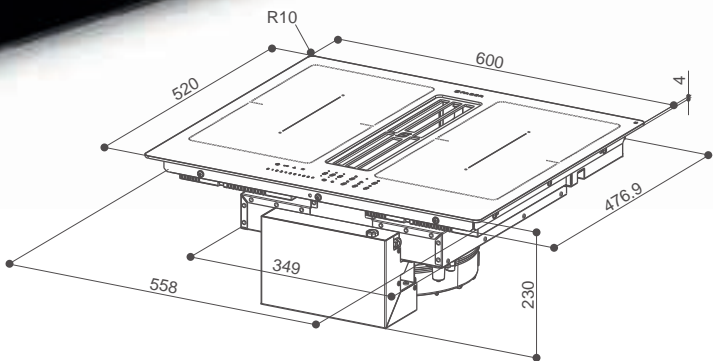
FEATURES INDUCTION HOB		FUNCTIONS INDUCTION HOB	
<b>Finish</b> • Black glass		<b>Bridge zones</b> 2	
<b>Product dimensions LxW (mm)</b> 600x520		<b>Power setting (stages)</b> 9	
<b>Induction zone</b> 4 2100-3000 W single 3000-3700 W bridged		<b>Timer min-max</b> 1-59 min.	
<b>Induction zone dimensions (mm)</b> 210x190 single 210x390 bridged		<b>Booster (P)</b> Yes	
<b>Controls</b> Touch control		<b>Auto switch off</b> Yes	
<b>Max Power (W)</b> 7400		<b>Over temperature protection</b> Yes	
<b>Voltage (V)</b> 220-240		<b>Over current or voltage abnormality protection</b> Yes	
<b>Frequency (HZ)</b> 50/60		<b>Container detection system</b> Yes	
		<b>Automatic shutdown protection</b> Yes	
		<b>Power On indicator</b> Yes	
		<b>Childlook</b> Yes	
		<b>Power manegement</b> Yes	

## ADJUSTABLE ABSORPTION SETTING ON 4 POWER LEVELS (KW)

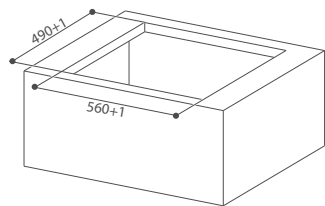
- 2,8
- 3,5
- 4,5
- 7,4



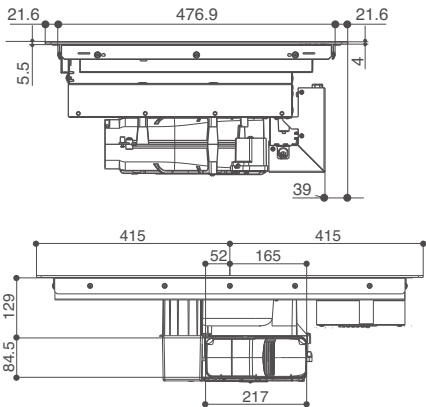
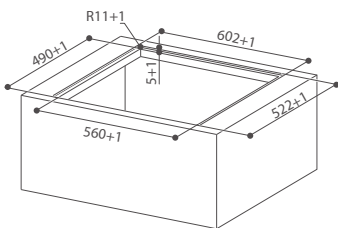
GALILEO CAN FIT IN 60/70 CM DEEP WORKTOP



STANDARD INSTALLATION



FLUSH FIT INSTALLATION



ALWAYS COMBINE TO GALILEO SMART BK A600 cod. 340.0627.227 1 OF THE 3 INSTALLATION KIT:

**Ducting** cod.112.0540.782



Rear ducting version installation



Lateral ducting version installation

**Recycling**  
cod. 112.0626.657 - 100 mm height toe kick  
cod. 112.0626.656 - 60-80 mm / height toe kick



Front recycling version installation H60 and H100

GALILEO SMART BK F600 + KIT LL H60 cod. 340.0627.228 includes Long Lasting Filtering Kit



Front recycling version installation H60

further specications in the accessory sessions







Hoo-B must be combined to FBH32 induction hobs.



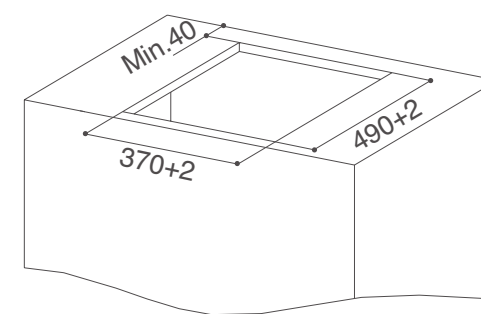
Remove the glass cover before using the hood.



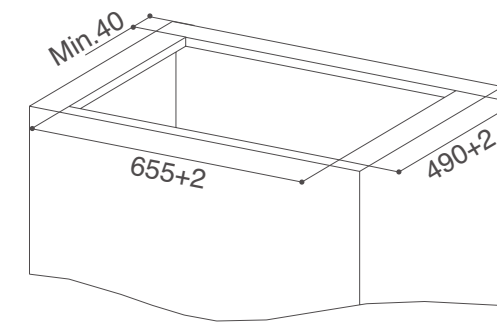
The Hoo-B hood attracts all cooking streams ensuring the maximum result of extraction completely built-in the kitchen top.

## Installation mode

### HOO-B

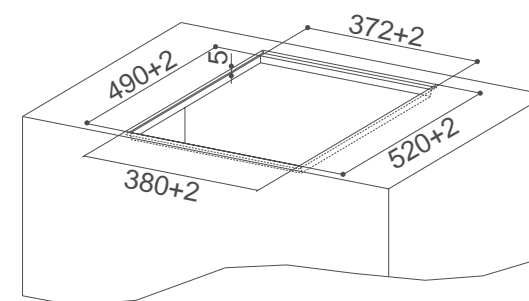


HOO-B + 1 FABER INDUCTION HOB FBH32

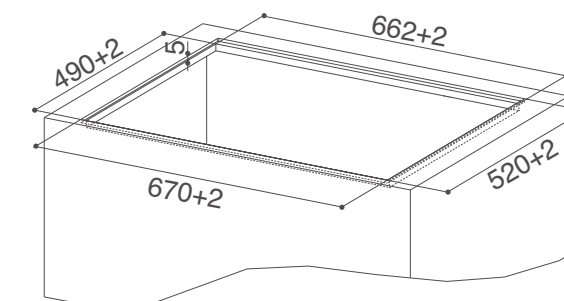


HOO-B + 2 FABER INDUCTION HOBS FBH32

### HOO-B GLASS




HOO-B GLASS + 1 FABER INDUCTION HOB FBH32  
FLUSH FIT INSTALLATION



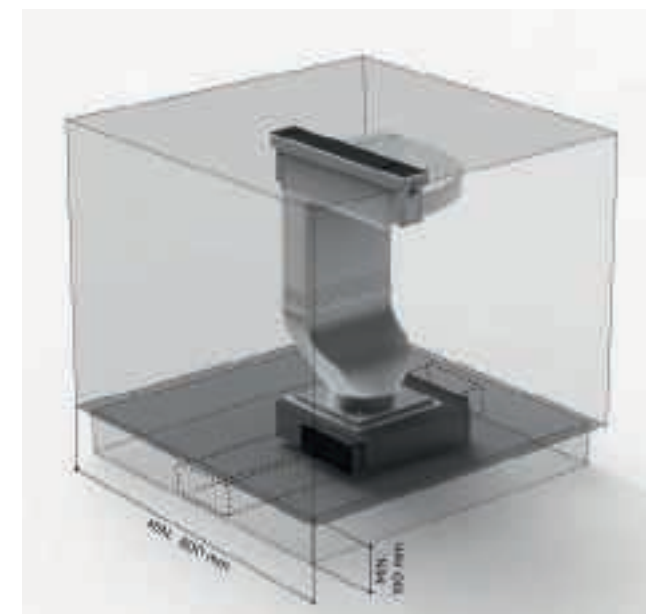
HOO-B + 2 FABER INDUCTION HOBS FBH32  
FLUSH FIT INSTALLATION

### WALL INSTALLATION



Air outlet adjustable on the right side or left side

### ISLAND INSTALLATION



Air outlet adjustable on the right side or left side



The Suspended cooker hoods were created to represent the perfect integration of design and wellbeing. The design is absolutely extraordinary and astounds the observer due to its ability to revolutionise the concept of cooker hood lighting, transforming it into a real point of light for the kitchen area. The products are technologically advanced and perfectly shaped, offering the user freedom of movement within the cooking zone. In a simple movement, elegance becomes functionality.

# SUSPENDED

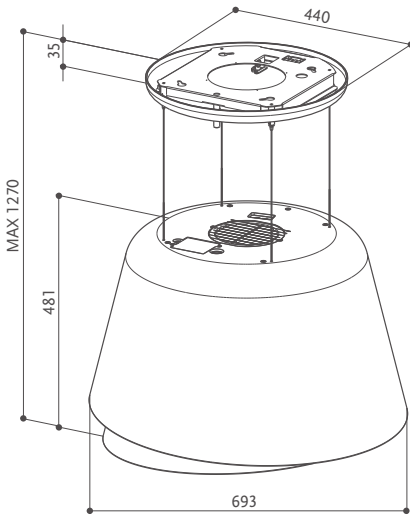
BEAT	137
BELLE	115
BELLE PLUS	115
CÉLINE	119
CÉLINE PLUS	119
LYBRA PLUS	130
NEST PLUS	132
PAREO PLUS	131
ODETTE	123
ODETTE PLUS	123
SOFT CUBE	129
SKYLIFT	127
ZOOM PLUS	133







**ADVANCED TECHNOLOGY,  
UNIQUE DESIGN**  
As beautiful as its name suggests, the Belle hood features a design that is both eye-catching and elegant. Its double panel creates an effect reminiscent of the petals of a flower. Available in two refined finishes, the original, asymmetrically shaped Belle hood is made even more desirable by Up & Down action and by the technology that has made Faber the number one name in kitchen hoods.



SUSPENDED

# BELLE PLUS



**BELLE PLUS BURGUNDY/GOLD KL** cod. 345.0615.653  
**BELLE PLUS GOLD/WARM DG MATT KL** cod. 345.0541.068

# BELLE

**BELLE BURGUNDY/GOLD KL** cod. 345.0615.652  
**BELLE GOLD/WARM DG MATT KL** cod. 345.0541.066

AIRLANE  
(optional)

K-LINK

SOUND PRO

PERIMETER ASPIRATION

INTENSIVE SPEED

DELAY 30

HOUR 24

REMOTE CONTROL

LED LIGHT

A

FEATURES	PERFORMANCE					ACCESSORIES
<b>Finish</b> • Burgundy/Gold • Gold / Warm dark grey matt	<b>Speed</b>	1	2	3	INT	<b>Cod. 112.0157.240</b> F8 Charcoal filter
<b>Controls</b> Touch control	<b>Air capacity IEC point</b>	240	370	510	620	<b>Cod. 112.0158.127</b> FHP8 Charcoal filter High Performance
<b>Lighting</b> Perimetral LED light	<b>Pressure</b>	410	490	550	560	<b>Cod. 112.0185.278</b> FLL8 Charcoal filter Long Lasting
<b>Grease filter</b> Cassettes dishwasher safe	<b>Input</b>	150	200	240	250	<b>Cod. 112.0542.875</b> Airlane ducting kit
<b>Ø of air outlet</b> 150 mm	<b>Noise level</b>	46	53	61	65	
<b>Width</b> 695 mm						
<b>Energy class</b> A						



Belle equipped with Airlane ducting Kit optional



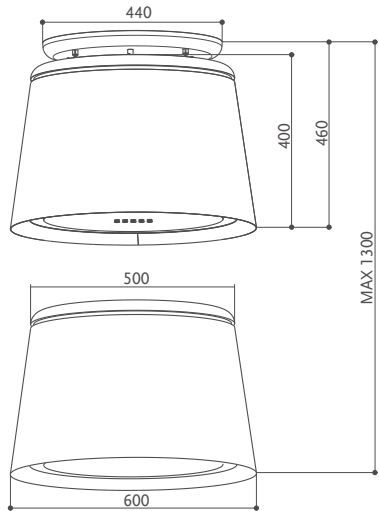


Warm white / Country grey matt



THE CONICAL HOOD. A MODERN CLASSIC

A thin line of stainless steel enriches the top part of this original, conical hood, which is also available with a bottom section in a different finish. The contemporary, essential design of Céline is made even more striking by Up& Down technology. The hood can be raised to the ceiling when not in use and lowered again whenever its extraordinary performance is needed. Céline comes in a choice of matt country grey and warm white.



CÉLINE PLUS



CÉLINE PLUS CG MATT KL cod. 345.0541.063  
CÉLINE PLUS WW/CG MATT KL cod. 345.0541.064

CÉLINE

CÉLINE CG MATT KL cod. 345.0541.061  
CÉLINE WW/CG MATT KL cod. 345.0541.062



FEATURES		PERFORMANCE					ACCESSORIES
<b>Finish</b>	• Country grey matt • Warm white / Country grey matt	<b>Speed</b>	1	2	3	INT	<b>Cod. 112.0157.240</b>
<b>Controls</b>	Touch control	<b>Air capacity IEC point</b>	240	370	510	620	F8 Charcoal filter
<b>Lighting</b>	Perimetral LED light	<b>Pressure</b>	410	490	550	560	<b>Cod. 112.0158.127</b>
<b>Grease filter</b>	Cassettes dishwasher safe	<b>Input</b>	150	200	240	250	FHP8 Charcoal filter High Performance
<b>Ø of air outlet</b>	150 mm	<b>Noise level</b>	46	53	61	65	<b>Cod. 112.0185.278</b>
<b>Width</b>	600 mm						FLL8 Charcoal filter Long Lasting
<b>Energy class</b>	A						<b>Cod. 112.0542.875</b>
							Airlane ducting kit

Country grey matt



Céline equipped with Airlane ducting Kit optional







Black matt

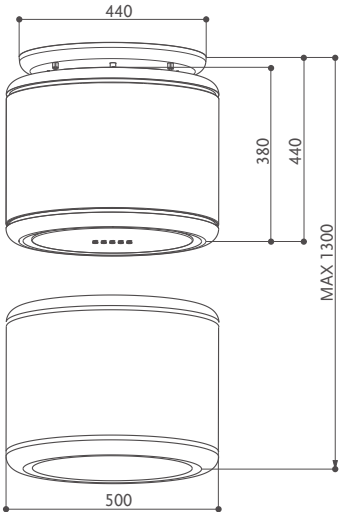


Grey matt



Odette equipped with Airlane ducting Kit optional

**TECHNOLOGY IN CYLINDRICAL FORM**  
Matt black or matt grey?  
In either shade, the perfect cylinder that encloses Odette's high-tech heart adds a touch of unmistakable, contemporary style to any kitchen. Up&Down action makes Odette discrete, functional and able to satisfy the needs of every day cooking.




# ODETTE PLUS



ODETTE PLUS BK MATT KL cod. 345.0541.053  
ODETTE PLUS GREY MATT KL cod. 345.0541.054

# ODETTE

ODETTE BK MATT KL cod. 345.0541.009  
ODETTE GREY MATT KL cod. 345.0541.010



AIRLANE


(optional)




K-LINK




SOUND PRO




PERIMETER ASPIRATION




INTENSIVE SPEED




DELAY 30



24  
HOUR 24



REMOTE CONTROL



LED LIGHT



A  
ENERGY

FEATURES		PERFORMANCE					ACCESSORIES
<b>Finish</b>	• Black matt • Grey matt	<b>Speed</b>	1	2	3	INT	<b>Cod. 112.0157.240</b>
<b>Controls</b>	Touch control	<b>Air capacity IEC point</b>	240	370	510	620	F8 Charcoal filter
<b>Lighting</b>	Perimetral LED light	<b>Pressure</b>	410	490	550	560	<b>Cod. 112.0158.127</b>
<b>Grease filter</b>	Cassettes dishwasher safe	<b>Input</b>	150	200	240	250	FHP8 Charcoal filter High Performance
<b>Ø of air outlet</b>	150 mm	<b>Noise level</b>	46	53	61	65	<b>Cod. 112.0185.278</b>
<b>Width</b>	500 mm						FLL8 Charcoal filter Long Lasting
<b>Energy class</b>	A						<b>Cod. 112.0542.875</b>
							Airlane ducting kit



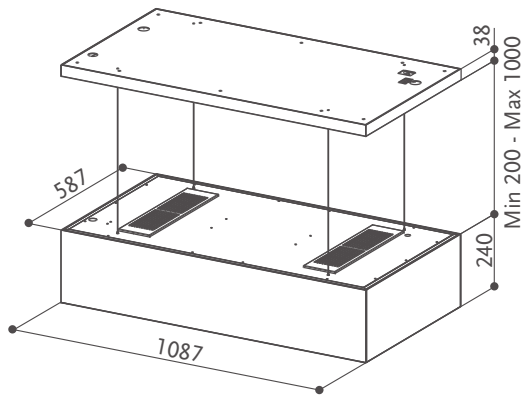




White glass



**IT MOVES DOWN TOWARDS THE HOB ONLY WHEN COOKING**  
The new SkyLift stands out for its glass surface with perimeter lighting that enhances its shape. Improved suction power strong of double ceramic filters and very low noise levels. Faber thus confirms that quietness of operation is one of the strengths of its hoods.



SUSPENDED

# SKYLIFT

**SKYLIFT WH F110** cod. 350.0587.910  
**SKYLIFT BK F110** cod. 350.0588.061



Black glass



FEATURES		PERFORMANCE					ACCESSORIES
<b>Finish</b>	• White glass • Black glass	<b>Speed</b>	1	2	3	INT	<b>Cod. 112.0548.448</b> Refill ceramic H100 (Ceramic filter included in the hood)
<b>Controls</b>	Electronic	<b>Air capacity IEC point</b>	260	375	500	550	
<b>Lighting</b>	Perimeter LED light	<b>Pressure*</b>	-	-	-	-	
<b>Grease filter</b>	Cassettes dishwasher safe	<b>Input*</b>	-	-	-	-	
<b>Ø of air outlet</b>	-	<b>Noise level</b>	55	61	66	67	
<b>Width</b>	110 mm						
<b>Energy class</b>	- *						

Nero Ingo



Bianco Kos

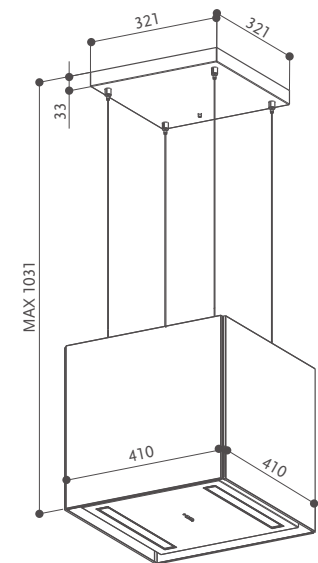


Grigio Londra



## TOUCH & FEEL SURFACE WITH FENIX

**SOFT CUBE** The geometrically shaped Soft Cube light fitting solution is coated with Fenix®, a hi-tech material with unique characteristics it is soft to the touch, silky smooth, smudge-proof and water-repellent. It is very easy to clean and perfectly integrates into modern and elegant kitchen environments.



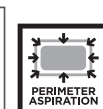
SUSPENDED

# SOFT CUBE

**SOFT CUBE BIANCO KOS F40** cod. 345.0607.586

**SOFT CUBE GRIGIO LONDRA F40** cod. 345.0607.589

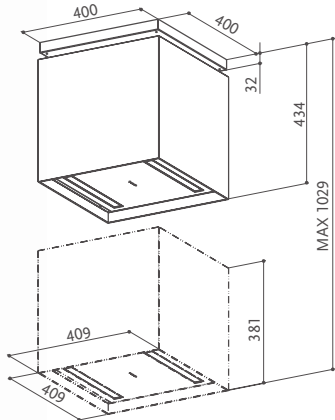
**SOFT CUBE NERO INGO F40** cod. 345.0607.590



FEATURES		PERFORMANCE					ACCESSORIES
<b>Finish</b>		<b>Speed</b>	1	2	3	INT	<b>Cod. 112.0157.240</b>
• FENIX NTM Grigio Londra - Grey • FENIX NTM Bianco Kos - White • FENIX NTM Nero Ingo - Black		<b>Air capacity IEC point</b>	280	400	570	700	F8 Charcoal filter
<b>Controls</b>		<b>Pressure</b>	450	540	580	590	<b>Cod. 112.0158.127</b>
Electronic		<b>Input</b>	150	200	240	250	FHP8 Charcoal filter High Performance
<b>Lighting</b>		<b>Noise level</b>	48	56	64	68	<b>Cod. 112.0185.278</b>
2 LED lights							FLL8 Charcoal filter Long Lasting
<b>Grease filter</b>							
Cassettes dishwasher safe							
<b>Ø of air outlet</b>							
150 mm							
<b>Width</b>							
409 mm							
<b>Energy class</b>							
A							



Stainless steel / Glass



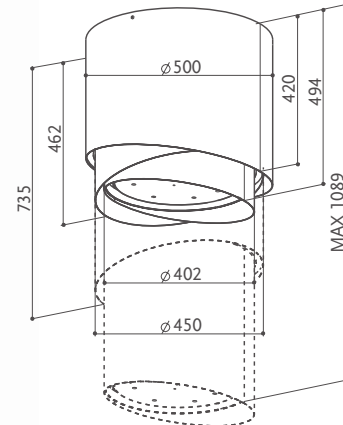
# LYBRA PLUS

LYBRA PLUS KL cod. 110.0255.507



FEATURES	PERFORMANCE					ACCESSORIES
<b>Finish</b>	<b>Speed</b>	1	2	3	INT	<b>Cod. 112.0157.240</b>
• Stainless steel / Glass	<b>Air capacity IEC point</b>	280	400	570	700	F8 Charcoal filter
<b>Controls</b>	<b>Pressure</b>	450	540	580	590	<b>Cod. 112.0158.127</b>
Electronic	<b>Input</b>	150	200	240	250	FHP8 Charcoal filter High Performance
<b>Lighting</b>	<b>Noise level</b>	48	56	64	68	<b>Cod. 112.0169.216</b>
2 LED lights						F-LIGHT ducting kit
<b>Grease filter</b>						<b>Cod. 112.0185.278</b>
Cassettes dishwasher safe						FLL8 Charcoal filter Long Lasting
<b>Ø of air outlet</b>						
150 mm						
<b>Width</b>						
409 mm						
<b>Energy class</b>						
A						

Stainless steel



# PAREO PLUS

PAREO PLUS KL cod. 345.0492.593

PAREO PLUS TIBETAN SILVER KL cod. 345.0492.594



FEATURES	PERFORMANCE					ACCESSORIES
<b>Finish</b>	<b>Speed</b>	1	2	3	INT	-
• Stainless steel • Tibetan silver	<b>Air capacity IEC point</b>	260	400	560	670	
<b>Controls</b>	<b>Pressure</b>	450	510	550	580	
Electronic	<b>Input</b>	150	200	240	250	
<b>Lighting</b>	<b>Noise level</b>	50	58	64	69	
Micro LED Lights						
<b>Grease filter</b>						
Cassettes dishwasher safe						
<b>Ø of air outlet</b>						
150 mm						
<b>Width</b>						
500 mm						
<b>Energy class</b>						
A						

Tibetan silver



The model is exclusively available in the extraction version



# NEST PLUS

NEST PLUS KL cod. 345.0492.592



FEATURES	PERFORMANCE					ACCESSORIES
<b>Finish</b> • Stainless steel / Glass	<b>Speed</b>	1	2	3	INT	<b>Cod. 112.0157.240</b>
<b>Controls</b> Electronic	<b>Air capacity IEC point</b>	260	400	560	670	F8 Charcoal filter
<b>Lighting</b> Micro LED Lights	<b>Pressure</b>	450	510	550	580	<b>Cod. 112.0158.127</b>
<b>Grease filter</b> Cassettes dishwasher safe	<b>Input</b>	150	200	240	250	FHP8 Charcoal filter High Performance
<b>Ø of air outlet</b> 150 mm	<b>Noise level</b>	50	58	64	69	<b>Cod. 112.0505.117</b>
<b>Width</b> 860 mm						Kit 6 LED G9 2,5 W
<b>Energy class</b> A						<b>Cod. 112.0169.216</b>
						F-LIGHT ducting kit
						<b>Cod. 112.0185.278</b>
						FLL8 Charcoal filter Long Lasting



# ZOOM PLUS

ZOOM PLUS cod. 345.0492.568



FEATURES	PERFORMANCE					ACCESSORIES
<b>Finish</b> • Stainless steel	<b>Speed</b>	1	2	3	INT	<b>Cod. 112.0157.240</b>
<b>Controls</b> Electronic	<b>Air capacity IEC point</b>	260	400	560	670	F8 Charcoal filter
<b>Lighting</b> Micro LED Lights	<b>Pressure</b>	450	510	550	580	<b>Cod. 112.0158.127</b>
<b>Grease filter</b> Cassettes dishwasher safe	<b>Input</b>	150	200	240	250	FHP8 Charcoal filter High Performance
<b>Ø of air outlet</b> 150 mm	<b>Noise level</b>	50	58	64	69	<b>Cod. 112.0169.216</b>
<b>Width</b> 400 mm						F-LIGHT ducting kit
<b>Energy class</b> A						<b>Cod. 112.0185.278</b>
						FLL8 Charcoal filter Long Lasting

SUSPENDED



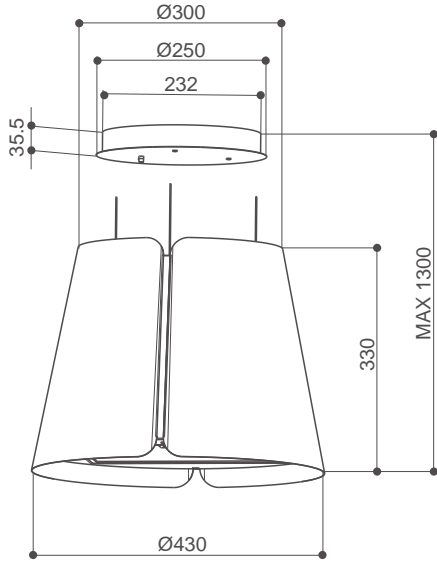




Black matt



**FRESH AND SIMPLE LINES**  
Beat is a new model of suspended hood identified by fresh and simple lines with two panels arranged side-by-side.



SUSPENDED

Stainless steel / Black matt



Titanium matt



Black Gloss



White matt



Dark grey matt



Dusty blue matt



# BEAT

- BEAT BK MATT F45** cod. 345.0612.337  
**BEAT WH MATT F45** cod. 345.0612.338  
**BEAT X/BK MATT F45** cod. 345.0655.177  
**BEAT TITANIUM MATT F45** cod. 345.0655.178
- BEAT BK GLOSS F45** cod. 345.0657.025  
**BEAT DG MATT F45** cod. 345.0612.339  
**BEAT DB MATT F45** cod. 345.0612.340

FEATURES		PERFORMANCE				ACCESSORIES
<b>Finish</b> • White matt • Black matt • Dark grey matt • Dusty blue matt • Stainless steel / Black matt • Titanium matt • Black Gloss	<b>Speed</b>	1	2	3	INT	<b>Cod. 112.0157.240</b> F8 Charcoal filter
	<b>Air capacity IEC point</b>	270	410	580	740	<b>Cod. 112.0158.127</b> FHP8 Charcoal filter High Performance
	<b>Pressure</b>	450	540	570	580	<b>Cod. 112.0185.278</b> FLL8 Charcoal filter Long Lasting
	<b>Input</b>	150	200	240	250	
	<b>Noise level</b>	53	59	66	70	
<b>Controls</b> Electronic						
<b>Lighting</b> 2 LED lights						
<b>Grease filter</b> Cassettes dishwasher safe						
<b>Ø of air outlet</b> 150 mm						
<b>Width</b> 430 mm						
<b>Energy class</b> A						




Progress is expressed in the extremely clearcut design of a perfect hideaway structure. The innovative, minimal look make this model hood with ceiling installation a design item that hides high performance thanks to the perimeter suction technology employed. The perfect balance of function and form, where technology does its utmost to ensure comfort and practicality, with a discreet presence in the kitchen.

# CEILING

INSIDE UP	143
HEAVEN 2.0	159
HEAVEN 2.0 FLAT	158
HEAVEN AIR	153
HEAVEN GLASS 2.0	161
HEAVEN GLASS 2.0 FLAT	158
HEAVEN LIGHT PRO	157
HIGH-LIGHT	150
ONYX-C	147
SKYPAD 2.0	151



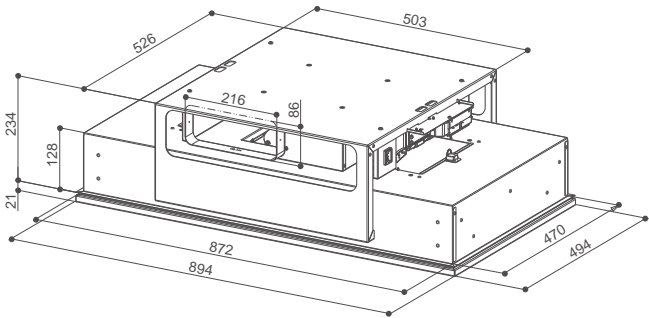




Stainless steel

White matt

**ESSENTIAL AND ICONICAL STYLE**  
An iconic and extremely distinctive design turns the Inside-Up ceiling hood into a precious decor element, able to enhance interior design with the help of its unique and tunable light.



CEILING

# INSIDE UP

**INSIDE UP IX KL A90** cod. 305.0615.739  
**INSIDE UP WH KL A90** cod. 305.0615.740



FEATURES		PERFORMANCE					ACCESSORIES
<b>Finish</b>		<b>Speed</b>	1	2	3	INT	<b>Cod. 112.0471.608</b>  F18-90 Charcoal filter
• White matt • Stainless steel		<b>Air capacity IEC point</b>	330	490	600	700	
<b>Controls</b>		<b>Pressure</b>	150	310	510	700	
Touch control		<b>Input</b>	30	65	115	145	
<b>Lighting</b>		<b>Noise level</b>	56	65	70	73	
Perimetral LED light							
<b>Grease filter</b>							
Cassettes dishwasher safe							
<b>Ø of air outlet</b>							
150 / 120 mm							
<b>Width</b>							
900 mm							
<b>Energy class</b>							
B							

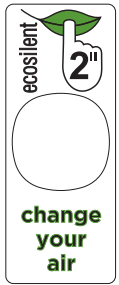








Black Glass/Stainless steel

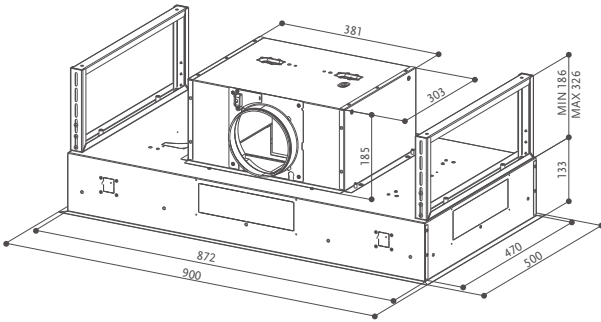


**A++**  
**52 DB(A) MAX CAPACITY**

**ECO FUNCTION:**  
change of air with minimum  
consumption and maximum  
silence.

**YOUR KITCHEN’S SILENT  
GUARDIAN.**

Look up and you'll appreciate its linear design, but otherwise Onyx-C blends into the background, and all you notice is the pure air. Onyx-C incorporates FABER’s exclusive SIL & STILL technology. This new technology includes an Eco button that activates an ultra-silent mode to bring your kitchen maximum comfort with minimum energy consumption. The button’s green light is the sole proof the system is working. The silence is broken only by applause for the Faber technology that places the hood in energy efficiency class A++.



CEILING

# ONYX-C

ONYX-C X/V A90 cod. 350.0543.436



FEATURES		PERFORMANCE						ACCESSORIES
<b>Finish</b>	• Black glass / Stainless steel	<b>Speed</b>	1	2	3	INT	BOOST	<b>Cod. 112.0157.240</b>
<b>Controls</b>	Squarclé touch	<b>Air capacity IEC point</b>	230	320	430	640	820	F8 Charcoal filter
<b>Lighting</b>	LED light	<b>Pressure</b>	470	480	490	540	600	<b>Cod. 112.0158.127</b>
<b>Grease filter</b>	Cassettes dishwasher safe	<b>Input</b>	60	70	80	90	170	FHP8 Charcoal filter High Performance
<b>Ø of air outlet</b>	150 / 120 mm	<b>Noise level</b>	39	46	51	61	67	<b>Cod. 112.0185.278</b>
<b>Width</b>	900 mm							FLL8 Charcoal filter Long Lasting
<b>Energy class</b>	A++							









# HIGH-LIGHT

HIGH-LIGHT X KL A91/2 cod. 350.0663.962  
HIGH-LIGHT BK MATT KL A91/2 cod. 350.0663.963  
HIGH-LIGHT WH MATT KL A91/2 cod. 350.0663.964



FEATURES	PERFORMANCE					ACCESSORIES
<b>Finish</b> • Stainless steel • White matt • Black matt	<b>Speed</b>	1	2	3	INT	<b>Cod. 112.0471.608</b> F18-90 Charcoal filter
<b>Controls</b> Electronic Led	<b>Air capacity IEC point</b>	165	350	490	700	
<b>Lighting</b> Perimeter LED light	<b>Pressure</b>	40	150	320	700	
<b>Grease filter</b> Cassettes dishwasher safe	<b>Input</b>	10	30	65	145	
<b>Ø of air outlet</b> 220 x 90 mm	<b>Noise level</b>	40	58	65	72	
<b>Width</b> 910 / 1210 mm						
<b>Energy class</b> A+						

Stainless steel



White matt



# SKYPAD 2.0

SKYPAD 2.0 X/WH F120 cod. 110.0479.462



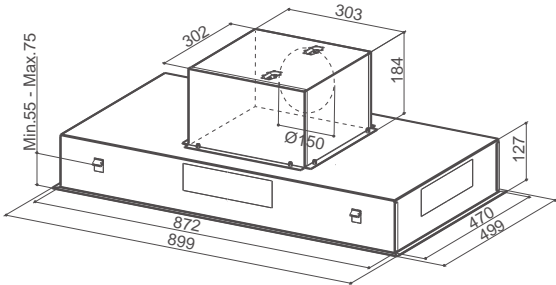
FEATURES	PERFORMANCE					ACCESSORIES
<b>Finish</b> • Stainless steel / White glass	<b>Speed</b>	1	2	3	INT	<b>Cod. 112.0329.928</b> FHP14 Charcoal filter High Performance
<b>Controls</b> Electronic Led	<b>Air capacity IEC point</b>	440	600	780	850	
<b>Lighting</b> 2 LED lights	<b>Pressure*</b>	-	-	-	-	
<b>Grease filter</b> Cassettes dishwasher safe	<b>Input</b>	60	90	140	180	
<b>Ø of air outlet</b> -	<b>Noise level</b>	57	64	70	72	
<b>Width</b> 1200 mm						
<b>Energy class</b> - *						
<b>Blowers</b> 2						

\* Data not declared, as the model is exclusively available in the recycling version.



**AIR QUALITY ALWAYS  
AT HAND**

The only stainless steel ceiling hood model equipped with real-time air quality sensor, connected via app for superior functionality and air optimisation even in the most minimalist island kitchens.



**HEAVEN AIR**

HEAVEN AIR X KL A90 cod. 350.0615.707



FEATURES		PERFORMANCE					ACCESSORIES
<b>Finish</b>	• Stainless steel	<b>Speed</b>	1	2	3	INT	<b>Cod. 112.0157.240</b>
<b>Controls</b>		<b>Air capacity IEC point</b>	290	430	610	770	F8 Charcoal filter
<b>Lighting</b>	Electronic Led	<b>Pressure</b>	460	550	590	600	<b>Cod. 112.0327.007</b>
<b>Grease filter</b>		<b>Input</b>	150	200	240	250	ENERGY Remote blower kit
<b>Ø of air outlet</b>	Cassettes dishwasher safe	<b>Noise level</b>	48	56	63	68	<b>Cod. 112.0158.127</b>
<b>Width</b>							FHP8 Charcoal filter High Performance
<b>Energy class</b>							<b>Cod. 112.0185.278</b>
							FLL8 Charcoal filter Long Lasting



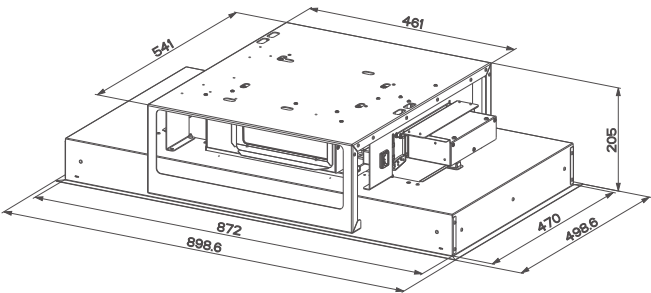






Stainless steel

White glass



# HEAVEN LIGHT PRO

HEAVEN LIGHT PRO G/WH FLAT KL A90 cod. 350.0669.936  
HEAVEN LIGHT PRO X FLAT KL A90 cod. 350.0669.937

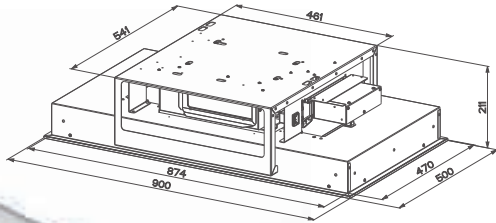


FEATURES		PERFORMANCE					ACCESSORIES
<b>Finish</b>		<b>Speed</b>	1	2	3	INT BOOST	<b>Cod. 112.0471.608</b>
• White glass • Stainless steel		<b>Air capacity IEC point</b>	190	350	400	530 700	F18-90 Charcoal filter
<b>Controls</b>		<b>Pressure</b>	160	480	490	500 510	
Electronic Led		<b>Input</b>	15	60	85	125 220	
<b>Lighting</b>		<b>Noise level</b>	43	58	60	66 72	
2 LED light							
<b>Grease filter</b>							
Cassettes dishwasher safe							
<b>Ø of air outlet</b>							
150 / 120 mm							
<b>Width</b>							
900 mm							
<b>Energy class</b>							
A+							

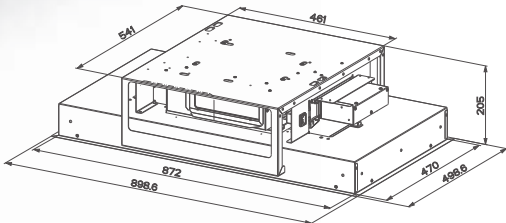


White matt

Heaven Glass 2.0 Flat



Heaven 2.0 Flat



# HEAVEN GLASS 2.0 FLAT

# HEAVEN 2.0 FLAT

HEAVEN GLASS 2.0 WH FLAT A90/2 cod. 350.0663.968

HEAVEN 2.0 X FLAT A90/2 cod. 350.0663.965

HEAVEN 2.0 BK MATT FLAT A90/2 cod. 350.0663.966

HEAVEN GLASS 2.0 WH FLAT KL A90/2 cod. 350.0663.971\*

HEAVEN 2.0 X FLAT KL A90/2 cod. 350.0663.970\*

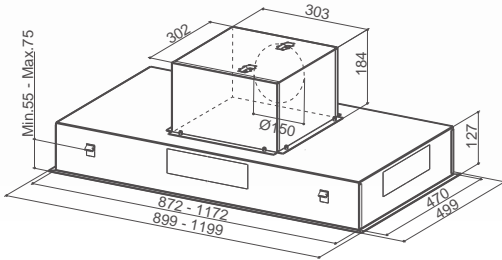


FEATURES	PERFORMANCE					ACCESSORIES
<b>Finish</b> • White glass • Stainless steel	<b>Speed</b>	1	2	3	INT	<b>Cod. 112.0471.608</b>  FLL18-90 Charcoal filter Long Lasting
<b>Controls</b> Electronic Led	<b>Air capacity IEC point</b>	165	350	490	700	
<b>Lighting</b> 2 LED lights 4 LED lights (s. steel model)	<b>Pressure</b>	40	150	320	700	
<b>Grease filter</b> Cassettes dishwasher safe	<b>Input</b>	10	30	65	145	
<b>Ø of air outlet</b> 220 x 90 mm	<b>Noise level</b>	40	58	65	72	
<b>Width</b> 900 / 1200 mm						
<b>Energy class</b> A+						

Stainless steel



Air outlet adjustable in 4 positions



# HEAVEN 2.0


HEAVEN 2.0 EV8+ X 90 cod. 110.0315.792

HEAVEN 2.0 EV8+ X 120 cod. 110.0315.794

HEAVEN 2.0 X KL A90 cod. 350.0621.950



FEATURES	PERFORMANCE					ACCESSORIES
<b>Finish</b> • Stainless steel	<b>Speed</b>	1	2	3	INT	<b>Cod. 112.0157.240</b>
<b>Controls</b> Electronic Led	<b>Air capacity IEC point</b>	290	430	610	770	F8 Charcoal filter
<b>Lighting</b> 4 LED lights	<b>Pressure</b>	460	550	590	600	<b>Cod. 112.0327.007</b> ENERGY Remote blower kit
<b>Grease filter</b> Cassettes dishwasher safe	<b>Input</b>	150	200	240	250	<b>Cod. 112.0158.127</b> FHP8 Charcoal filter High Performance
<b>Ø of air outlet</b> 150 / 120 mm	<b>Noise level</b>	48	56	63	68	<b>Cod. 112.0185.278</b> FLL8 Charcoal filter Long Lasting
<b>Width</b> 900 / 1200 mm						
<b>Energy class</b> A						



Air outlet adjustable in 4 positions

# HEAVEN GLASS 2.0

**HEAVEN GLASS 2.0 EV8+ WH A90** cod. 110.0315.503  
**HEAVEN GLASS 2.0 EV8+ WH A120** cod. 110.0374.230

**HEAVEN GLASS 2.0 WH KL A90** cod. 350.0621.946  
**HEAVEN GLASS 2.0 WH 90 RB** cod. 110.0360.434



(optional)



FEATURES	PERFORMANCE	ACCESSORIES
<b>Finish</b> • White glass	<b>Speed</b> 1 2 3 INT	<b>Cod. 112.0327.007</b>
<b>Controls</b> Electronic Led	<b>Air capacity IEC point</b> 290 400 560 700	ENERGY Remote blower kit
<b>Lighting</b> 2 LED lights	<b>Pressure</b> 430 490 530 560	<b>Cod. 112.0185.278</b>
<b>Grease filter</b> Cassettes dishwasher safe	<b>Input</b> 190 230 255 270	FLL8 Charcoal filter Long Lasting
<b>Ø of air outlet</b> 150 mm	<b>Noise level</b> 53 62 70 72	
<b>Width</b> 900 / 1200 mm		
<b>Energy class</b> A		

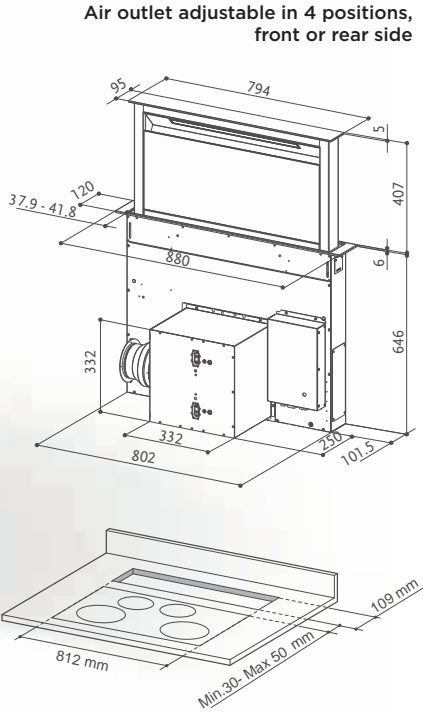


Progress is expressed in the extremely clearcut design of a perfect hideaway structure. The innovative, minimal look make this model hood with ceiling installation a design item that hides high performance thanks to the perimeter suction technology employed. The perfect balance of function and form, where technology does its utmost to ensure comfort and practicality, with a discreet presence in the kitchen.

# DOWNDRAFT

FABULA PLUS 60	165
FABULA PLUS 90	164

Stainless steel / Black glass

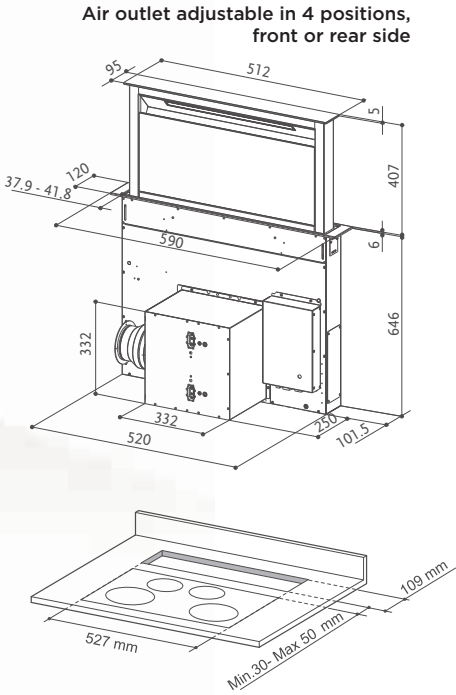


# FABULA PLUS 90

FABULA PLUS EV8+ BK A90 cod. 340.0492.566  
FABULA PLUS EV8+ WH A90 cod. 340.0492.567  
FABULA BK 90 RB cod. 110.0360.581



FEATURES	PERFORMANCE	ACCESSORIES
<b>Finish</b> • Stainless steel / Black glass • Stainless steel / White glass	<b>Speed</b> 1 2 3 4 INT	<b>Cod. 112.0261.258</b>
<b>Controls</b> EVO Touch control	<b>Air capacity IEC point</b> 200 280 350 440 720	FLL12 Charcoal fi lter
<b>Lighting</b> LED lights	<b>Pressure</b> 100 390 490 550 560	<b>Cod. 112.0615.733</b>
<b>Grease filter</b> Cassettes dishwasher safe	<b>Input</b> 100 100 135 170 250	Remote control
<b>Ø of air outlet</b> 150 / 120	<b>Noise level</b> 43 49 53 57 68	<b>Cod. 112.0327.008</b>
<b>Width</b> 900 mm		Remote blower kit Fabula
<b>Energy class</b> A		



# FABULA PLUS 60

FABULA PLUS EVO+BK A60 cod. 340.0582.936



FEATURES	PERFORMANCE	ACCESSORIES
<b>Finish</b> • Stainless steel / Black glass	<b>Speed</b> 1 2 3 4 INT	<b>Cod. 112.0629.411</b>
<b>Controls</b> EVO Touch control	<b>Air capacity IEC point</b> 200 280 350 430 650	FLL12 KIT 2 C.F. FABULA 60cm
<b>Lighting</b> LED lights	<b>Pressure</b> 100 390 490 550 560	<b>Cod. 112.0615.733</b>
<b>Grease fi lter</b> Cassettes dishwasher safe	<b>Input</b> 45 100 135 170 250	Remote control
<b>Ø of air outlet</b> 150 / 120	<b>Noise level</b> 46 52 59 62 70	<b>Cod. 112.0327.008</b>
<b>Width</b> 600 mm		Remote blower kit Fabula
<b>Energy class</b> B		



The form and precious materials of our wall hood designs have been carefully studied to be visually pleasant and to last over time. They utilise powerful motorisation and refined aspiration systems to guarantee clean air and silence.

Our hoods provide useful special functions for a clean environment, to keep your home under control, to leave you free to manage creativity in your kitchen.

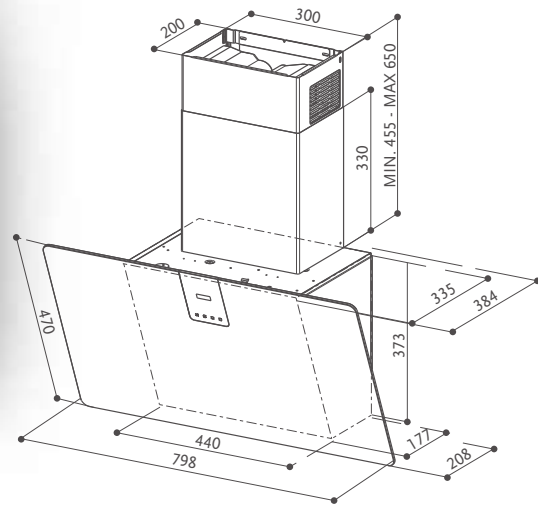
# WALL

AIR HUB	63
AIR HUB GLASS	62
BELLA SILENCE	213
CHLOÈ	231
CHLOÈ XL	233
COCKTAIL	203
CUBIA PLUS	225
CYLINDRA	223
CYLINDRA GLOSS PLUS	222
DAISY PLUS	200
ECLIPSE	224
GLAM-FIT	195
GLAM FIT ZERO DRIP	183
GLAM FIT ZERO DRIP PLUS	175
GLAM-LIGHT	199
GLAM LIGHT ZERO DRIP	181
GLAM LIGHT ZERO DRIP PLUS	177
LITHOS	227
NICE	218
ONYX-T	207
ONYX-V	187
PREMIO CORNER/SP	220
RAY	219
SOFT EDGE	170
SOFT SLIM	171
SOLARIS	221
STEELMAX	201
STILO COMFORT	215
STILO GLASS SMART	216
STILO SMART	217
STRIP SMART EV8	240
STRIP SMART PB	241
SYNTHESIS	239
T-DARK	210
T-LIGHT	211
TALÌKA	191
TENDER	238
THEA	237
TWEET	202
VALUE	243





Nero Ingo



To be installed at a minimum distance from the hob of 50 cm.

# SOFT EDGE

SOFT EDGE GRIGIO LONDRA A80 cod. 330.0597.527  
SOFT EDGE BIANCO KOS A80 cod. 330.0597.528  
SOFT EDGE NERO INGO A80 cod. 330.0597.526



FEATURES	PERFORMANCE					ACCESSORIES
<b>Finish</b> • FENIX NTM Grigio Londra - Grey • FENIX NTM Bianco Kos - White • FENIX NTM Nero Ingo - Black	<b>Speed</b>	1	2	3	INT	<b>Cod. 112.0157.240</b> F8 Charcoal filter
<b>Controls</b> Touch control	<b>Air capacity IEC point</b>	300 430 620 770				<b>Cod. 112.0252.439</b> Recycling version kit WH
<b>Lighting</b> LED lights	<b>Pressure</b>	460 550 590 600				<b>Cod. 112.0252.442</b> Recycling version kit BK
<b>Grease filter</b> Cassettes dishwasher safe	<b>Input</b>	150 200 240 250				<b>Cod. 112.0158.127</b> FHP8 Charcoal filter High Performance
<b>Ø of air outlet</b> 150 / 120 mm	<b>Noise level</b>	48	56	63	68	<b>Cod. 112.0185.278</b> FLL8 Charcoal filter Long Lasting
<b>Width</b> 800 mm						
<b>Energy class</b> A+						

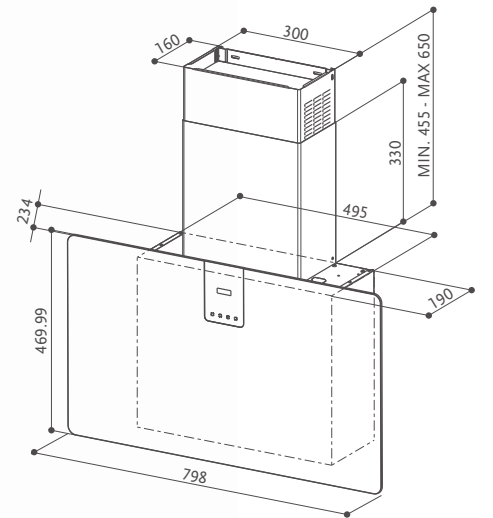
Bianco Kos  
Chimney finish: white



Grigio Londra  
Chimney finish: black



Bianco Kos



To be installed at a minimum distance from the hob of 50 cm.

# SOFT SLIM

SOFT SLIM GRIGIO LONDRA A80 cod. 330.0597.524  
SOFT SLIM BIANCO KOS A80 cod. 330.0597.525  
SOFT SLIM NERO INGO A80 cod. 330.0597.506



FEATURES	PERFORMANCE					ACCESSORIES
<b>Finish</b> • FENIX NTM Grigio Londra - Grey • FENIX NTM Bianco Kos - White • FENIX NTM Nero Ingo - Black	<b>Speed</b>	1	2	3	INT	<b>Cod. 112.0540.783</b> F22 Charcoal filter
<b>Controls</b> Touch control	<b>Air capacity IEC point</b>	190 250 400 570				
<b>Lighting</b> 2 LED lights	<b>Pressure</b>	300 450 540 650				
<b>Grease filter</b> Cassettes dishwasher safe	<b>Input</b>	100 115 120 125				
<b>Ø of air outlet</b> 150 / 120 mm	<b>Noise level</b>	52	58	67	73	
<b>Width</b> 800 mm						
<b>Energy class</b> A						

Nero Ingo  
Chimney finish: black



Grigio Londra  
Chimney finish: black

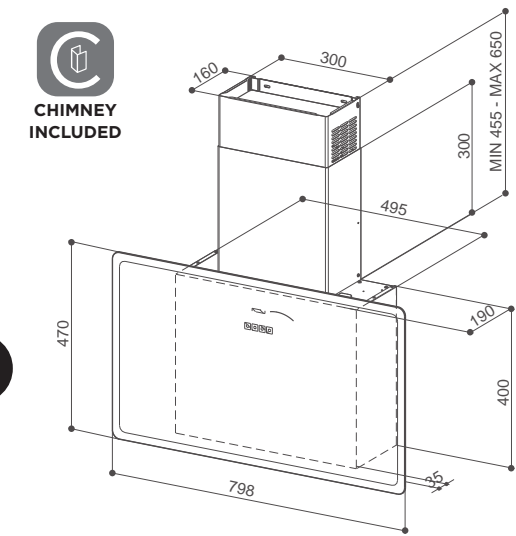









**ELEGANCE AND DESIGN**  
Simply touch the exclusive “Zero Drip” button to activate the heaters located on the glass and inside the hood and actively prevent the formation of droplets of condensation, even in long cooking sessions. The special matte surface and glossy details add an accent of elegant design in the best contemporary style.



# GLAM FIT ZERO DRIP PLUS

GLAM FIT ZERO DRIP PLUS SAND M A80 cod. 330.0615.736  
GLAM FIT ZERO DRIP PLUS DB M A80 cod. 330.0615.737

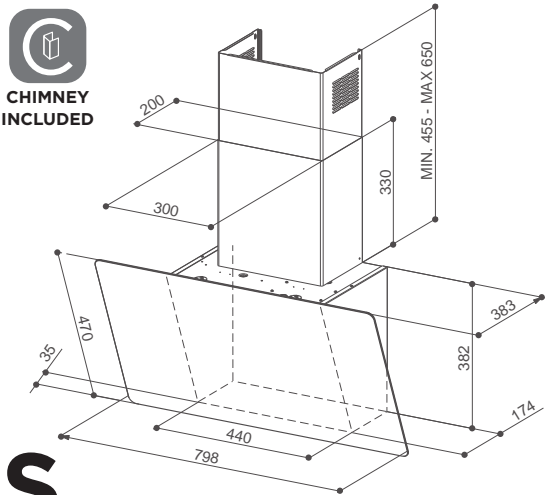
GLAM FIT ZERO DRIP PLUS BK M KL A80 cod. 330.0615.738\*



FEATURES		PERFORMANCE					ACCESSORIES
<b>Finish</b>		<b>Speed</b>	1	2	3	INT	<b>Cod. 112.0540.783</b> F22 Charcoal filter
• Sand glass matt • Dusty blue glass matt • Black glass matt		<b>Air capacity IEC point</b>	180	270	390	530	
<b>Controls</b>		<b>Pressure</b>	320	460	540	630	
Touch control		<b>Input</b>	100	110	115	125	
<b>Lighting</b>		<b>Noise level</b>	54	57	67	74	
2 LED lights							
<b>Grease filter</b>							
Cassettes dishwasher safe							
<b>Ø of air outlet</b>							
150 / 120 mm							
<b>Width</b>							
800 mm							
<b>Energy class</b>							
A							



**ELEGANCE AND DESIGN**  
Simply touch the exclusive “Zero Drip” button to activate the heaters located on the glass and inside the hood and actively prevent the formation of droplets of condensation, even in long cooking sessions. The special matte surface and glossy details add an accent of elegant design in the best contemporary style.



# GLAM LIGHT ZERO DRIP PLUS

GLAM LIGHT ZERO DRIP PLUS S M A80 cod. 330.0615.681  
GLAM LIGHT ZERO DRIP PLUS DB M A80 cod. 330.0615.734

GLAM LIGHT ZERO DRIP PLUS BK M KL A80 cod. 330.0615.735\*



FEATURES		PERFORMANCE				ACCESSORIES
<b>Finish</b>		1	2	3	INT	<b>Cod. 112.0157.240</b>
• Sand glass matt • Dusty blue glass matt • Black glass matt						F8 Charcoal filter
<b>Controls</b>						<b>Cod. 112.0158.127</b>
Touch control						FHP8 Charcoal filter High Performance
<b>Lighting</b>						<b>Cod. 112.0185.278</b>
LED lights						FLL8 Charcoal filter Long Lasting
<b>Grease filter</b>						<b>Cod. 112.0252.439</b>
Cassettes dishwasher safe						Recycling version kit WH
<b>Ø of air outlet</b>						<b>Cod. 112.0252.442</b>
150 / 120 mm						Recycling version kit BK
<b>Width</b>						
800 mm						
<b>Energy class</b>						
A						







Sand glass  
Chimney finish: white



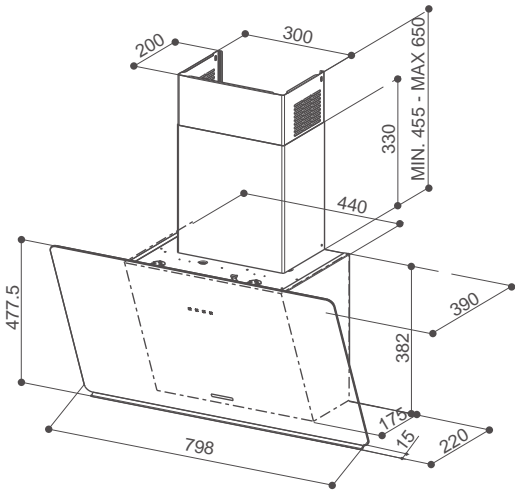
Dusty blue glass  
Chimney finish: white



Black glass  
Chimney finish: black



Zero Drip technology guarantees an effective anti-drip action in daily use by using a special aluminium element to collect the condensation that may form on the surface of the hood during cooking sessions.



# GLAM LIGHT ZERO DRIP

GLAM LIGHT ZERO DRIP SAND A80 cod. 330.0615.674  
GLAM LIGHT ZERO DRIP DB A80 cod. 330.0615.675  
GLAM LIGHT ZERO DRIP BK A80 cod. 330.0615.676



FEATURES		PERFORMANCE					ACCESSORIES
<b>Finish</b>		<b>Speed</b>	1	2	3	INT	<b>Cod. 112.0157.240</b>
• Sand glass • Dusty blue glass • Black glass		<b>Air capacity IEC point</b>	320	490	640	750	F8 Charcoal filter
<b>Controls</b>		<b>Pressure</b>	390	490	640	750	<b>Cod. 112.0252.439</b>
Touch control		<b>Input</b>	130	165	210	250	Recycling version kit WH
<b>Lighting</b>		<b>Noise level</b>	49	58	64	67	<b>Cod. 112.0252.442</b>
LED lights							Recycling version kit BK
<b>Grease filter</b>							<b>Cod. 112.0158.127</b>
Cassettes dishwasher safe							FHP8 Charcoal filter High Performance
<b>Ø of air outlet</b>							<b>Cod. 112.0185.278</b>
150 / 120 mm							FLL8 Charcoal filter Long Lasting
<b>Width</b>							
800 mm							
<b>Energy class</b>							
B							



Sand glass  
Chimney finish: white



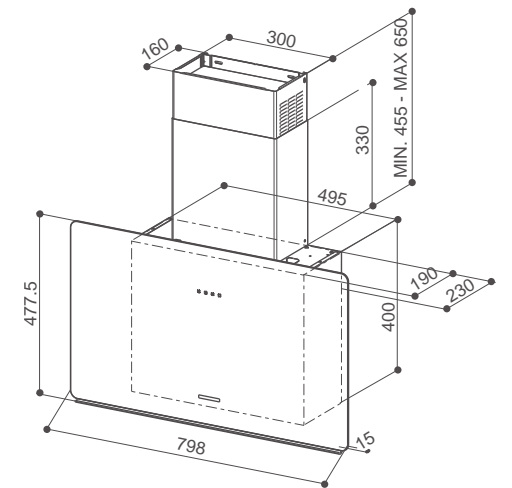
Black glass  
Chimney finish: black



Dusty blue glass  
Chimney finish: white



Zero Drip technology guarantees an effective anti-drip action in daily use by using a special aluminium element to collect the condensation that may form on the surface of the hood during some cooking phases.




# GLAM FIT ZERO DRIP

GLAM FIT ZERO DRIP SAND 80 cod. 330.0615.654

GLAM FIT ZERO DRIP DB 80 cod. 330.0615.655

GLAM FIT ZERO DRIP BK 80 cod. 330.0615.657



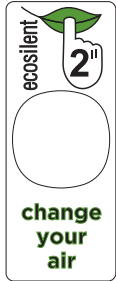
FEATURES		PERFORMANCE					ACCESSORIES
<b>Finish</b>		<b>Speed</b>	1	2	3	INT	<b>Cod. 112.0540.783</b>
• Sand glass • Dusty blue glass • Black glass		<b>Air capacity IEC point</b>	190	250	400	570	F22 Charcoal filter
<b>Controls</b>		<b>Pressure</b>	300	450	540	650	
Touch control		<b>Input</b>	100	115	120	125	
<b>Lighting</b>		<b>Noise level</b>	52	58	67	73	
2 LED lights							
<b>Grease filter</b>							
Cassettes dishwasher safe							
<b>Ø of air outlet</b>							
150 / 120 mm							
<b>Width</b>							
800 mm							
<b>Energy class</b>							
A							





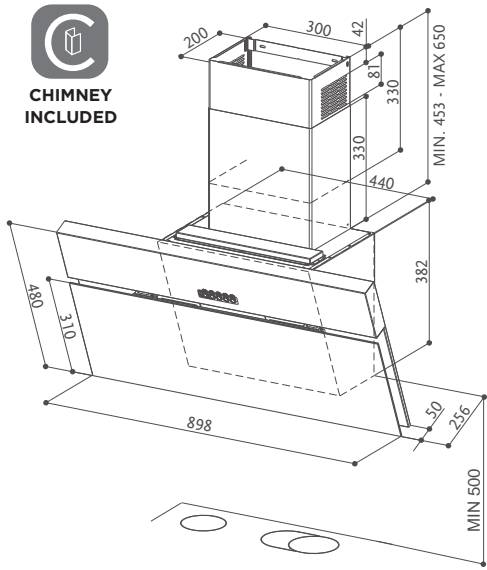


Black glass / Stainless steel



**A++**  
**52 DB(A) MAX CAPACITY**  
**ECO FUNCTION:**  
change of air with minimum  
consumption and maximum  
silence.

**THE POWER OF SILENCE.**  
A vertical hood with elegant, essential design on the outside and amazing innovation inside. Onyx-V features SIL & STILL technology to ensure a continuous exchange of air in the kitchen, in complete silence and with very low consumption. Is it on or off ? The only way to know the hood is working is the green function indicator, which turns off automatically after 24 hours. The impressive suction power and amazing silence of Onyx-V creates the ultimate comfort in your home. Onyx-V is as efficient as it is silent, and is rated energy class A++.



To be installed at a minimum distance from the hob of **50 cm**.

# ONYX-V

ONYX-V X/V A90 cod. 330.0543.437

SIL & STILL

BRUSHLESS

SOUND PRO

PERIMETER ASPIRATION

BOOST

INTENSIVE SPEED

REMOTE CONTROL

LED LIGHT

(optional)

A++  
ENERGY

FEATURES	PERFORMANCE	ACCESSORIES
<b>Finish</b> • Black Glass/ Stainless steel	<b>Speed</b> 1 2 3 INT BOOST	<b>Cod. 112.0157.240</b> F8 Charcoal filter
<b>Controls</b> Squarcle touch	<b>Air capacity IEC point</b> 220 330 375 590 740	<b>Cod. 112.0158.127</b> FHP8 Charcoal filter High Performance
<b>Lighting</b> 2 LED lights	<b>Pressure</b> 480 500 510 540 600	<b>Cod. 112.0185.278</b> FLL8 Charcoal filter Long Lasting
<b>Grease filter</b> Cassettes dishwasher safe	<b>Input</b> 60 70 80 90 170	<b>Cod. 112.0615.733</b> Remote control
<b>Ø of air outlet</b> 150 / 120 mm	<b>Noise level</b> 40 48 51 62 66	
<b>Width</b> 900 mm		
<b>Energy class</b> A++		









Dark grey matt - DG MATT  
chimney finish: RAL design 000 85 00

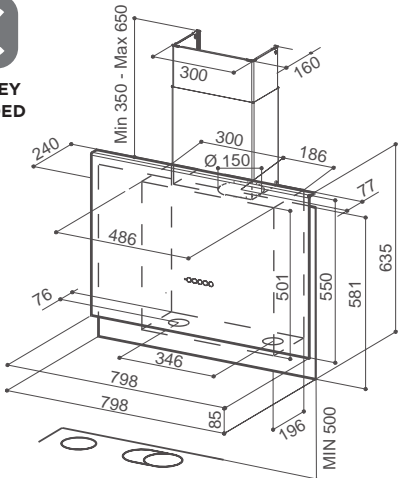


IMPROVING PERFECT  
IS POSSIBLE!

Faber's famous vertical hood is re-inventing its role as “window over the hob” by adopting the latest Nautilus technology. The new Nautilus blower not only improves performance but makes Talika an even more desirable addition to your kitchen by reducing noise. New comfort from a lightweight, and ultra slim hood now available in new finishes.




Chimney finish:  
RAL Design 000 85 00



To be installed at a minimum distance from the hob of 50 cm.

TALÌKA

TALÌKA OC A80 cod. 330.0540.784  
TALÌKA CT A80 cod. 330.0540.785  
TALÌKA DG MATT A80 cod. 330.0543.972  
TALÌKA DGC A80 cod. 330.0540.786



Old copper - OC  
chimney finish:  
RAL design 000 85 00



Cross titanium - CT  
chimney finish:  
RAL design 000 85 00



Dark grey concrete - DGC  
chimney finish:  
RAL design 000 85 00



FEATURES	PERFORMANCE	ACCESSORIES
<b>Finish</b> • Old copper • Cross titanium • Dark grey concrete • Dark grey matt	<b>Speed</b> 1 2 3 INT <b>Air capacity IEC point</b> 200 300 410 560 <b>Pressure</b> 360 470 560 650 <b>Input</b> 100 110 120 135 <b>Noise level</b> 51 59 66 72	<b>Cod. 112.0540.783</b> F22 Charcoal filter <b>Cod. 112.0615.733</b> Remote control
<b>Controls</b> Squarcle touch		
<b>Lighting</b> LED lights		
<b>Grease filter</b> Cassettes dishwasher safe		
<b>Ø of air outlet</b> 150 / 120 mm		
<b>Width</b> 800 mm		
<b>Energy class</b> A		

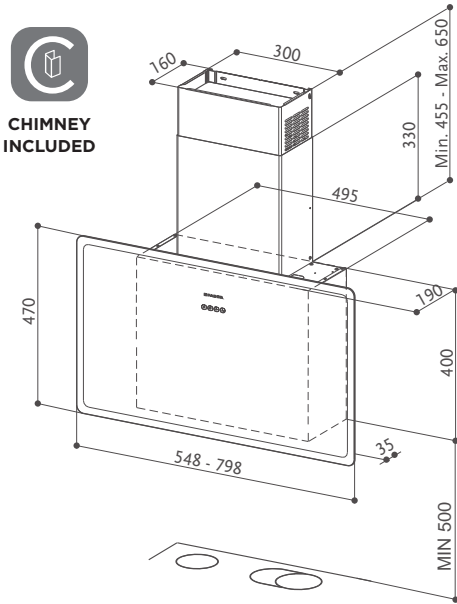








**A VERTICAL HOOD WITH THE LATEST NAUTILUS TECHNOLOGY.**  
Glamour by name and nature, the Glam-Fit hood is defined by a minimal, contemporary style that shows elegance in every detail. Its clean, essential lines, complemented by a glass surface and an elegant clear surround, add refinement to any kitchen and conceal Faber’s exclusive Nautilus technology. The first ever completely flat, vertical glass hood, Glam-Fit also features an ultra-thin body of only 15 cm. Impressive performance and miserly consumption place it in energy efficiency class A. Glam-Fit comes in two finishes, black and white, both equally striking and typically Faber. Glam-Fit is also available in a “small” 55 cm version.



To be installed at a minimum distance from the hob of 50 cm.



# GLAM-FIT

**GLAM FIT 80 BK** cod. 330.0528.269  
**GLAM FIT 55 BK** cod. 330.0528.270  
**GLAM FIT 80 WH** cod. 330.0528.302  
**GLAM FIT 55 WH** cod. 330.0528.301



FEATURES		PERFORMANCE					ACCESSORIES
<b>Finish</b>	<ul style="list-style-type: none"><li>• Black glass</li><li>• Grey glass</li><li>• White glass</li></ul>	<b>Speed</b>	1	2	3	INT	<b>Cod. 112.0540.783</b>  F22 Charcoal filter
		<b>Air capacity IEC point</b>	190	250	400	570	
<b>Controls</b>		<b>Pressure</b>	300	450	540	650	
Touch control		<b>Input</b>	100	115	120	125	
<b>Lighting</b>		<b>Noise level</b>	52	58	67	73	
2 LED lights							
<b>Grease filter</b>							
Cassettes dishwasher safe							
<b>Ø of air outlet</b>							
150 / 120 mm							
<b>Width</b>							
550 / 800 mm							
<b>Energy class</b>							
A							







White/Warm gray 3C - WH/WG  
chimney finish: white



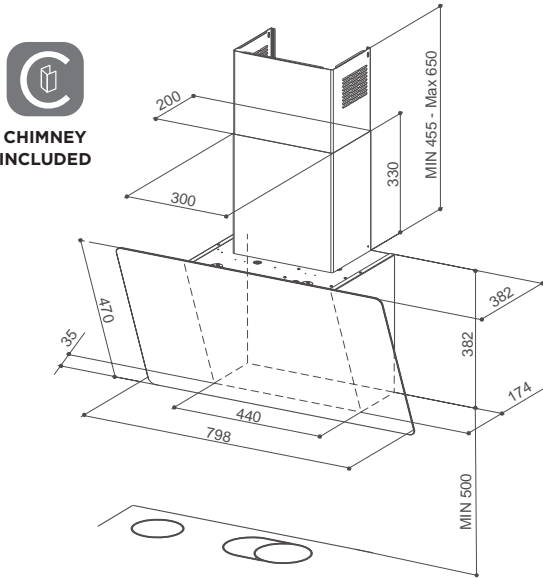
Dark grey/Light grey - DG/LG  
chimney finish: black



White/Transparent - WH/T  
chimney finish: white



Warm gray 1C/Warm gray 3C - WG1C/WG3C  
chimney finish: white



To be installed at a minimum  
distance from the hob of 50 cm.

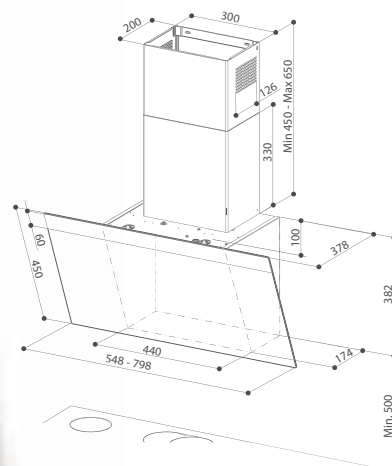
# GLAM-LIGHT

GLAM-LIGHT EV8+ WH/WG A80 cod. 110.0456.116  
GLAM-LIGHT EV8+ DG/LG A80 cod. 110.0456.119  
GLAM-LIGHT EV8+ WG1C/WG3C A80 cod. 110.0456.142  
GLAM-LIGHT EV8+ WH/T A80 cod. 110.0456.143



FEATURES		PERFORMANCE				ACCESSORIES
<b>Finish</b>		Speed123INT				<b>Cod. 112.0157.240</b>
• White glass / Warm gray 3C • Dark grey glass / Light grey • Warm gray 1C glass / Warm gray 3C • White glass / Transparent		<b>Air capacity IEC point</b> 300430620770				F8 Charcoal filter
<b>Controls</b>		<b>Pressure</b> 460550590600				<b>Cod. 112.0252.439</b>
Touch control		<b>Input</b> 150200240250				Recycling version kit WH
<b>Lighting</b>		<b>Noise level</b> 48566368				<b>Cod. 112.0252.442</b>
LED lights						Recycling version kit BK
<b>Grease filter</b>						<b>Cod. 112.0158.127</b>
Cassettes dishwasher safe						FHP8 Charcoal filter High Performance
<b>Ø of air outlet</b>						<b>Cod. 112.0185.278</b>
150 / 120 mm						FLL8 Charcoal filter Long Lasting
<b>Width</b>						
800 mm						
<b>Energy class</b>						
A+						

Black glass

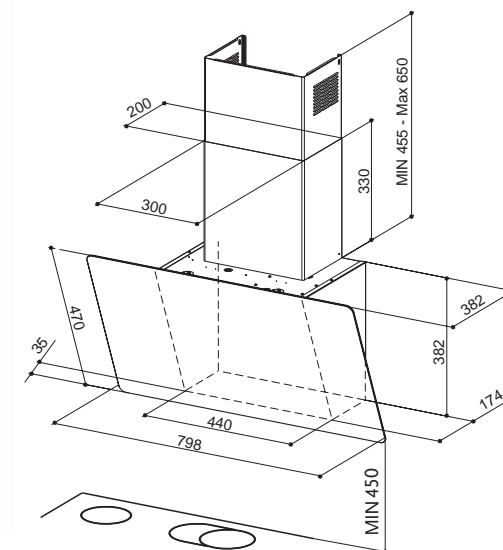


# DAISY PLUS

**DAISY + WH A55** cod. 330.0612.375  
**DAISY + WH A80** cod. 330.0612.371



Black glass / Stainless Steel  
800 mm



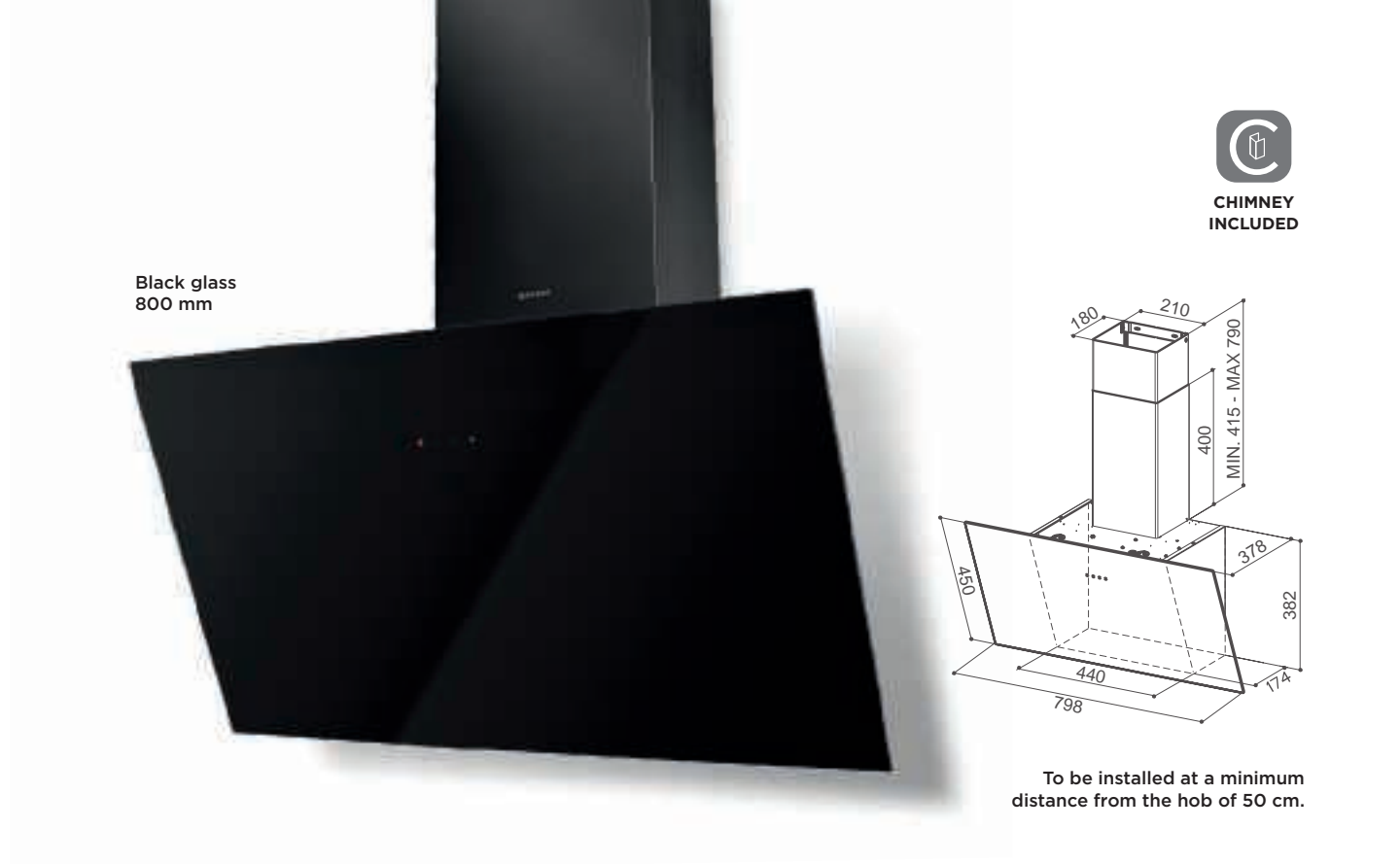
# STEELMAX

(optional

200

201





# TWEET

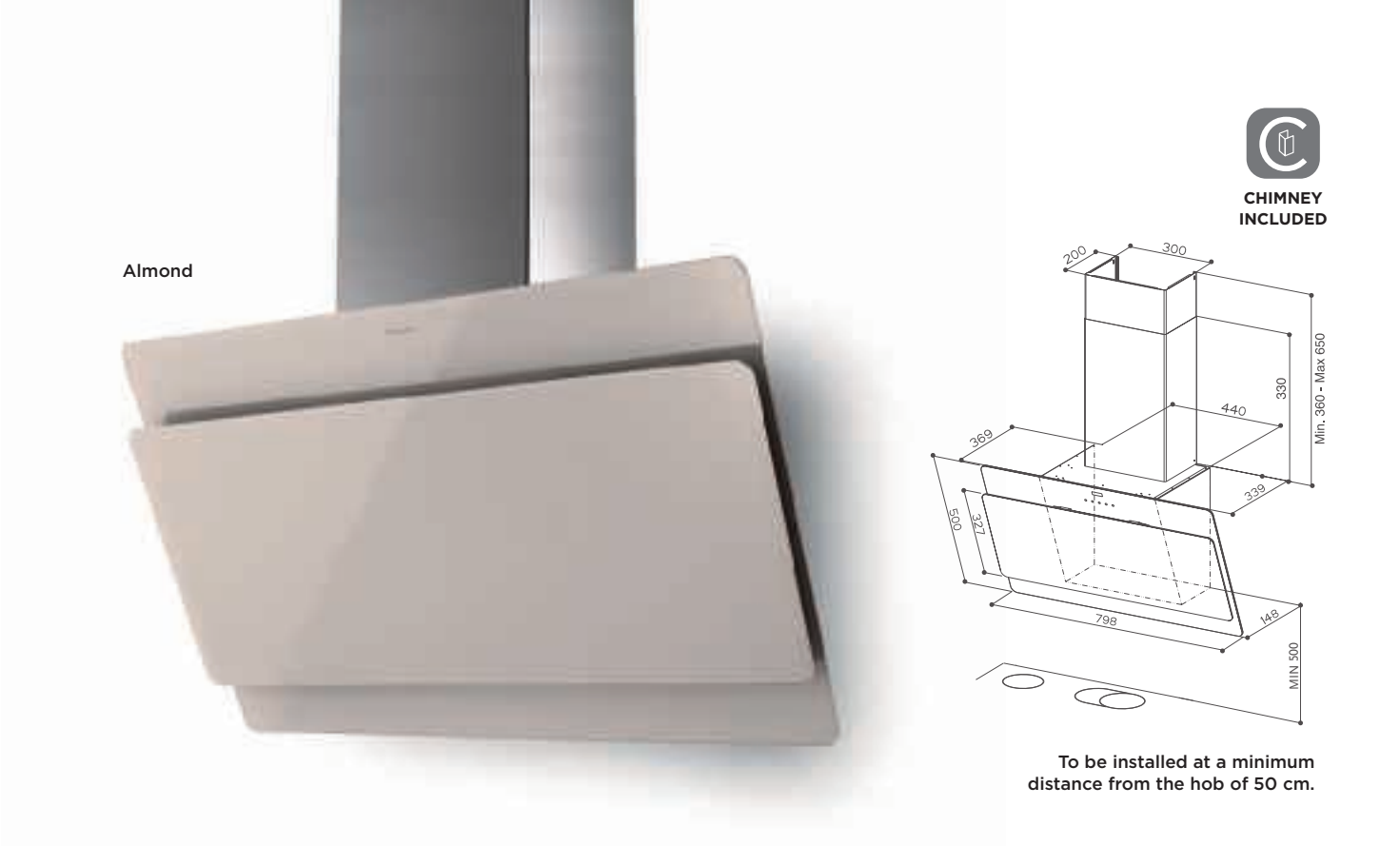

TWEET EV8 LED BK A55 cod. 330.0529.664  
TWEET EV8 LED WH A55 cod. 330.0529.665

TWEET EV8 LED BK A80 cod. 330.0529.666  
TWEET EV8 LED WH A80 cod. 330.0529.667



FEATURES	PERFORMANCES					ACCESSORIES
<b>Finish</b>	<b>Speed</b>	1	2	3	INT	<b>Cod. 112.0157.240</b>
• Black glass • White glass	<b>Air capacity IEC point</b>	300	460	610	710	F8 Charcoal filter
<b>Controls</b>	<b>Pressure</b>	390	460	500	530	<b>Cod. 112.0158.127</b>
Touch control	<b>Input</b>	130	165	210	250	FHP8 Charcoal filter High Performance
<b>Lighting</b>	<b>Noise level</b>	51	59	64	67	<b>Cod. 112.0252.439</b>
2 LED lights						Recycling version kit WH
<b>Grease filter</b>						<b>Cod. 112.0252.442</b>
Cassettes dishwasher safe						Recycling version kit BK
<b>Ø of air outlet</b>						<b>Cod. 112.0185.278</b>
150 / 120 mm						FLL8 Charcoal filter Long Lasting
<b>Width</b>						
500 / 800 mm						
<b>Energy class</b>						
B						

White glass  
800 mm



# COCKTAIL

COCKTAIL BK EV8 A80 cod. 110.0252.427  
COCKTAIL WH EV8 A80 cod. 110.0252.428  
COCKTAIL ALMOND EV8 A80 cod. 110.0364.606



FEATURES	PERFORMANCE					ACCESSORIES
<b>Finish</b>	<b>Speed</b>	1	2	3	INT	<b>Cod. 112.0157.240</b>
• White glass • Black glass • Warm gray 3C	<b>Air capacity IEC point</b>	320	490	640	750	F8 Charcoal filter
<b>Controls</b>	<b>Pressure</b>	390	470	530	540	<b>Cod. 112.0250.289</b>
Touch control	<b>Input</b>	130	165	210	250	Chimney kit X
<b>Lighting</b>	<b>Noise level</b>	49	58	64	67	<b>Cod. 112.0250.290</b>
2 LED lights						Chimney kit BK
<b>Grease filter</b>						<b>Cod. 112.0252.439</b>
Cassettes dishwasher safe						Recycling version kit WH
<b>Ø of air outlet</b>						<b>Cod. 112.0252.442</b>
150 / 120 mm						Recycling version kit BK
<b>Width</b>						<b>Cod. 112.0327.632</b>
800 mm						Recycling version kit X
<b>Energy class</b>						<b>Cod. 112.0158.127</b>
B						FHP8 Charcoal filter High Performance
						<b>Cod. 112.0185.278</b>
						FLL8 Charcoal filter Long Lasting

White



Black







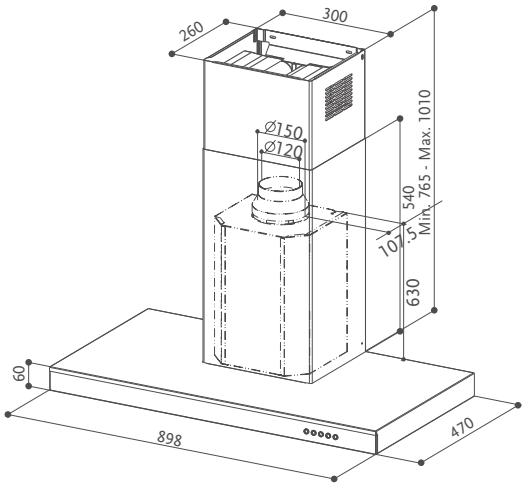




**AS SILENT AND PRECIOUS  
AS PURE AIR**


Onyx-T is the quietest of all T-Shape hoods and guaranteed to surprise which allows an ultra silent mode. The hood's stylish design conceals FABER's exclusive SIL & STILL technology which allows functioning in ultra-silent mode at a sound level of less than 40 dB(A). Maximum comfort, minimum energy consumption and complete freedom to enjoy your home thanks to a special function that continuously exchanges air.

This Eco funcion switches off automatically after 24 hours. What more can we say? Faber technology leaves you speechless!



# ONYX-T

ONYX-T X/V A90 cod. 325.0541.070



**A++  
52 DB(A) MAX CAPACITY**

**ECO FUNCTION:**  
change of air with minimum  
consumption and maximum  
silence.

FEATURES		PERFORMANCE						ACCESSORIES
<b>Finish</b>	• Stainless steel / Black Glass	<b>Speed</b>	1	2	3	INT	BOOST	<b>Cod. 112.0157.243</b>
<b>Controls</b>	Squarcle touch	<b>Air capacity IEC point</b>	260	310	370	590	740	F9 Charcoal filter
<b>Lighting</b>	LED light	<b>Pressure</b>	480	490	510	540	550	<b>Cod. 112.0615.733</b>
<b>Grease filter</b>	Stainless steel cassettes dishwasher safe	<b>Input</b>	60	70	80	90	170	Remote control
<b>Ø of air outlet</b>	150 / 120 mm	<b>Noise level</b>	44	48	51	62	67	<b>Cod. 112.0185.276</b>
<b>Width</b>	900 mm							FLL9 Charcoal filter Long Lasting
<b>Energy class</b>	A++							<b>Cod. 112.0626.902</b>
								Kit recycling wall t-shape







# T-DARK

T-DARK A90 NG cod. 325.0652.937

SOUND PRO

REMOTE BLOWER

INTENSIVE SPEED

FILTER ALARM

REMOTE CONTROL

LED LIGHT

(optional)

(optional)



FEATURES	PERFORMANCE					ACCESSORIES
<b>Finish</b>	<b>Speed</b>	1	2	3	INT	<b>Cod. 112.0157.243</b>
• Black stainless steel	<b>Air capacity IEC point</b>	270 350 450 780				F9 Charcoal filter
<b>Controls</b>	<b>Pressure</b>	460 510 560 590				<b>Cod. 112.0615.733</b>
Squarcle Touch	<b>Input</b>	165 200 240 270				Remote control
<b>Lighting</b>	<b>Noise level</b>	48	54	60	71	<b>Cod. 112.0327.007</b>
LED lights						ENERGY Remote blower kit
<b>Grease filter</b>						<b>Cod. 112.0185.276</b>
Cassettes dishwasher safe						FLL9 Charcoal filter Long Lasting
<b>Ø of air outlet</b>						<b>Cod. 112.0626.902</b>
150 / 120 mm						Kit recycling wall t-shape
<b>Width</b>						
800 mm						
<b>Energy class</b>						
A++						



# T-LIGHT

T-LIGHT EV8+ X A90 cod. 110.0456.267

T-LIGHT EV8+ WH MATT A90 cod. 110.0456.269

SOUND PRO

PERIMETER ASPIRATION

INTENSIVE SPEED

REMOTE CONTROL

LED LIGHT

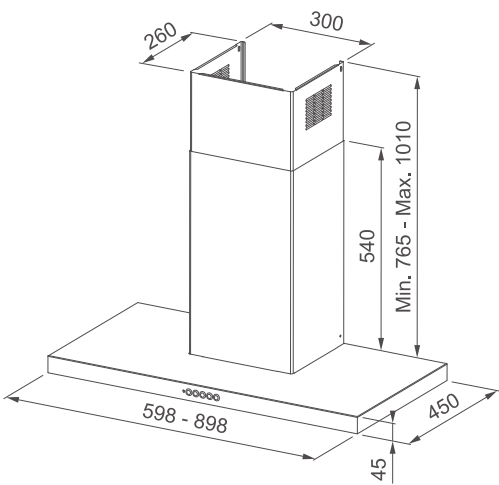
(optional)



FEATURES	PERFORMANCE					ACCESSORIES
<b>Finish</b>	<b>Speed</b>	1	2	3	INT	<b>Cod. 112.0157.243</b>
• Stainless steel • White matt	<b>Air capacity IEC point</b>	270 410 580 700				F9 Charcoal filter
<b>Controls</b>	<b>Pressure</b>	450 510 550 560				<b>Cod. 112.0615.733</b>
Squarcle touch	<b>Input</b>	150 200 240 250				Remote control
<b>Lighting</b>	<b>Noise level</b>	50	57	65	68	<b>Cod. 112.0185.276</b>
Perimeter LED light						FLL9 Charcoal filter Long Lasting
<b>Grease filter</b>						<b>Cod. 112.0626.902</b>
Cassettes dishwasher safe						Kit filtrante t-shape parete
<b>Ø of air outlet</b>						
150 / 120 mm						
<b>Width</b>						
900 mm						
<b>Energy class</b>						
A						

White matt





# BELLA SILENCE

BELLA SILENCE X A60 cod. 325.0658.632  
BELLA SILENCE X A90 cod. 325.0658.631



(optional)

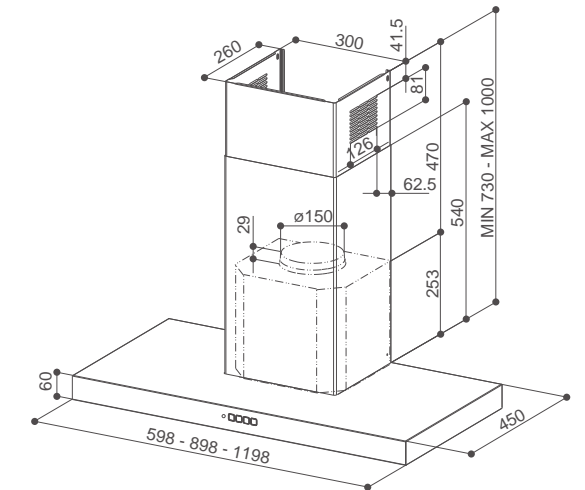


(optional)



FEATURES		PERFORMANCE					ACCESSORIES
Finish	• Stainless steel	Speed	1	2	3	INT	<b>Cod. 112.0157.243</b>
Controls	Squarcle touch	Air capacity IEC point	285	365	470	750	F9 Charcoal filter
Lighting	2 LED lights	Pressure	450	490	510	560	<b>Cod. 112.0615.733</b>
Grease filter	Cassettes dishwasher safe	Input	180	220	260	310	Remote control
Ø of air outlet	150 / 120 mm	Noise level	48	53	57	68	<b>Cod. 112.0157.252</b>
Width	600 / 900 mm						Upper chimney kit X
Energy class	A+						<b>Cod. 112.0327.007</b>
							ENERGY Remote blower kit
							<b>Cod. 112.0185.276</b>
							FLL9 Charcoal filter Long Lasting
							<b>Cod. 112.0626.902</b>
							Kit recycling wall T-Shape

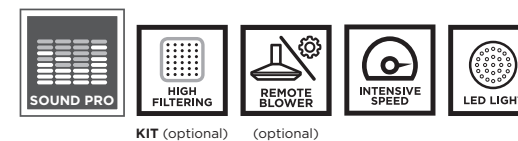




# STILO COMFORT

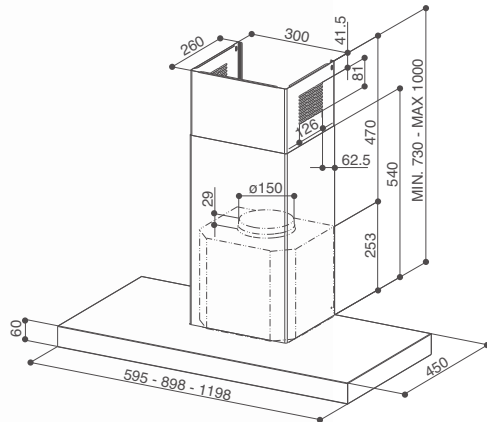
**STILO COMFORT X A60** cod. 325.0615.637  
**STILO COMFORT X A90** cod. 325.0615.636  
**STILO COMFORT X A120** cod. 325.0615.638  
**STILO COMFORT BK MATT A60** cod. 325.0618.791  
**STILO COMFORT BK MATT A90** cod. 325.0618.783

**STILO COMFORT BK MATT A120** cod. 325.0618.787  
**STILO COMFORT WH MATT A60** cod. 325.0618.789  
**STILO COMFORT WH MATT A90** cod. 325.0618.740  
**STILO COMFORT WH MATT A120** cod. 325.0618.790



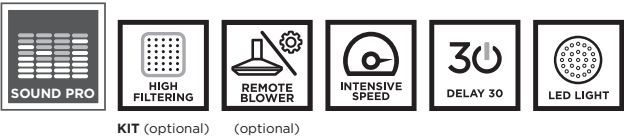
FEATURES	PERFORMANCE					ACCESSORIES
<b>Finish</b>	<b>Speed</b>	1	2	3	INT	<b>Cod. 112.0157.243</b>
• Stainless steel • Black matt • White matt	<b>Air capacity IEC point</b>	290	460	610	710	F9 Charcoal filter
<b>Controls</b>	<b>Pressure</b>	390	470	530	540	<b>Cod. 112.0157.252</b>
Electronic	<b>Input</b>	130	165	210	250	Upper chimmeny kit X
<b>Lighting</b>	<b>Noise level</b>	50	59	66	69	<b>Cod. 112.0327.007</b>
2 LED lights						ENERGY Remote blower kit
<b>Grease filter</b>						<b>Cod. 112.0327.631</b>
Cassettes dishwasher safe						HFH Filter kit
<b>Ø of air outlet</b>						<b>Cod. 112.0185.276</b>
150 / 120 mm						FLL9 Charcoal filter Long Lasting
<b>Width</b>						<b>Cod. 112.0626.902</b>
600 / 900 / 1200 mm						Kit recycling wall T-Shape
<b>Energy class</b>						
B						



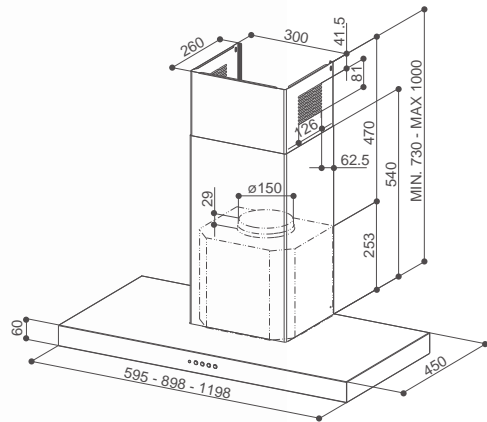


# STILO GLASS SMART

STILO GLASS SMART X/V A60 cod. 325.0617.017  
STILO GLASS SMART X/V A90 cod. 325.0617.016



FEATURES	PERFORMANCE					ACCESSORIES
<b>Finish</b>	<b>Speed</b>	1	2	3	INT	<b>Cod. 112.0157.243</b>
• Stainless steel / black glass	<b>Air capacity IEC point</b>	290	460	610	710	F9 Charcoal filter
<b>Controls</b>	<b>Pressure</b>	390	470	530	540	<b>Cod. 112.0157.252</b>
Touch control	<b>Input</b>	130	165	210	250	Upper chimney kit X
<b>Lighting</b>	<b>Noise level</b>	50	59	66	69	<b>Cod. 112.0327.631</b>
2 LED lights						HFH Filter kit
<b>Grease filter</b>						<b>Cod. 112.0185.276</b>
Cassettes dishwasher safe						FLL9 Charcoal filter Long Lasting
<b>Ø of air outlet</b>						<b>Cod. 112.0626.902</b>
150 / 120 mm						Kit recycling wall T-Shape
<b>Width</b>						
600 / 900 mm						
<b>Energy class</b>						
B						



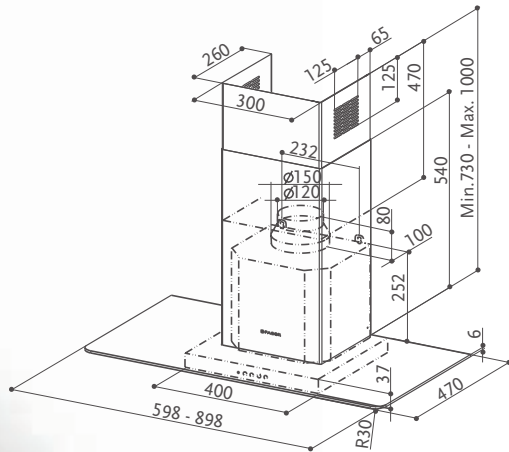
# STILO SMART

STILO SMART X A60 cod. 325.0615.633  
STILO SMART X A90 cod. 325.0615.635  
STILO SMART X A120 cod. 325.0615.634




FEATURES	PERFORMANCE				ACCESSORIES
<b>Finish</b> •Stainless steel	<b>Speed</b>	1	2	3	<b>Cod. 112.0157.243</b> F9 Charcoal filter
<b>Controls</b> Electronic	<b>Air capacity IEC point</b>	230	320	430	<b>Cod. 112.0157.252</b> Upper chimney kit X
<b>Lighting</b> 2 LED lights	<b>Pressure</b>	220	240	250	<b>Cod. 112.0327.007</b> ENERGY Remote blower kit
<b>Grease filter</b> Cassettes dishwasher safe	<b>Input</b>	85	95	115	<b>Cod. 112.0327.631</b> HFH Filter kit
<b>Ø of air outlet</b> 150 / 120 mm	<b>Noise level</b>	53	60	67	<b>Cod. 112.0185.276</b> FLL9 Charcoal filter Long Lasting
<b>Width</b> 600 / 900 / 1200 mm					<b>Cod. 112.0626.902</b> Kit recycling wall T-Shape
<b>Energy class</b> C					





# NICE

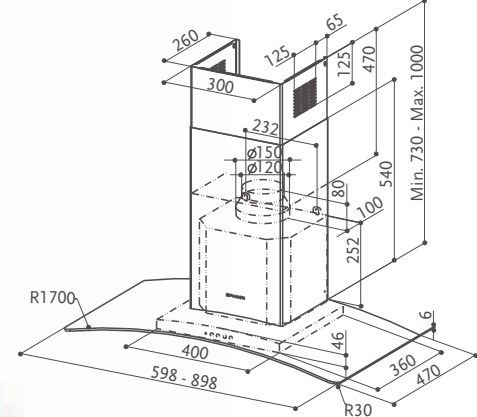
NICE LED SRM X/V NS A60 cod. 325.0617.052  
NICE LED SRM X/V NS A90 cod. 325.0617.053



FEATURES	PERFORMANCE			ACCESSORIES	
<b>Finish</b>	<b>Speed</b>	1	2	3	<b>Cod. 112.0157.243</b>
• Stainless steel / Glass	<b>Air capacity IEC point</b>	230	310	420	F9 Charcoal filter
<b>Controls</b>	<b>Pressure</b>	220	240	250	<b>Cod. 112.0157.252</b>
Electronic	<b>Input</b>	85	95	115	Upper chimney kit X
<b>Lighting</b>	<b>Noise level</b>	53	61	67	<b>Cod. 112.0327.007</b>
2 LED lights					ENERGY Remote blower kit
<b>Grease filter</b>					<b>Cod. 112.0327.631</b>
Cassettes dishwasher safe					HFH Filter kit
<b>Ø of air outlet</b>					<b>Cod. 112.0185.276</b>
150 / 120 mm					FLL9 Charcoal filter Long Lasting
<b>Width</b>					<b>Cod. 112.0626.902</b>
600 / 900 mm					Kit recycling wall T-Shape
<b>Energy class</b>					
C					

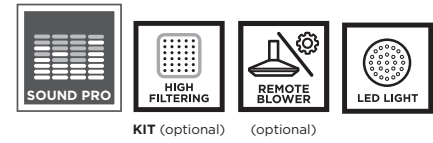


The control interface, now even more user-friendly and functional, is an iconic signature of the unmistakable Faber style.



# RAY

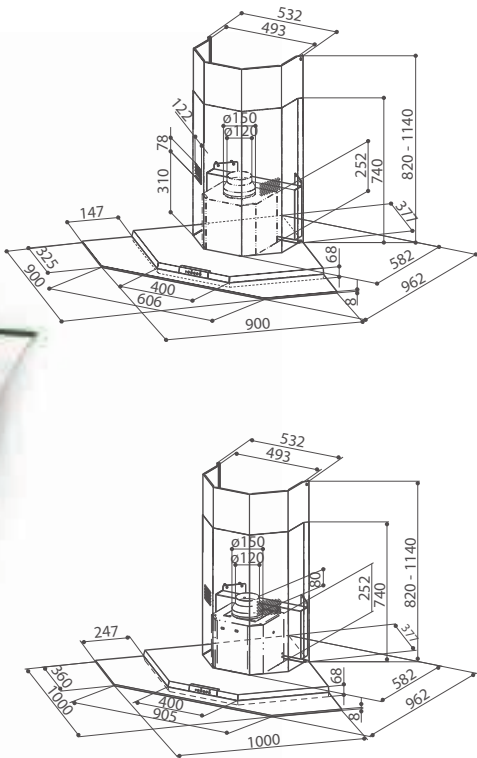
RAY SRM LED X/V NS A60 cod. 325.0617.020  
RAY SRM LED X/V NS A90 cod. 325.0617.051



FEATURES	PERFORMANCE			ACCESSORIES	
<b>Finish</b>	<b>Speed</b>	1	2	3	<b>Cod. 112.0157.243</b>
• Stainless steel / Glass	<b>Air capacity IEC point</b>	230	310	420	F9 Charcoal filter
<b>Controls</b>	<b>Pressure</b>	220	240	250	<b>Cod. 112.0157.252</b>
Electronic	<b>Input</b>	85	95	115	Upper chimney kit X
<b>Lighting</b>	<b>Noise level</b>	53	61	67	<b>Cod. 112.0327.007</b>
2 LED lights					ENERGY Remote blower kit
<b>Grease filter</b>					<b>Cod. 112.0327.631</b>
Cassettes dishwasher safe					HFH Filter kit
<b>Ø of air outlet</b>					<b>Cod. 112.0185.276</b>
150 / 120 mm					FLL9 Charcoal filter Long Lasting
<b>Width</b>					<b>Cod. 112.0626.902</b>
600 / 900 mm					Kit recycling wall T-Shape
<b>Energy class</b>					
C					

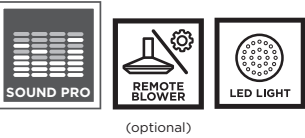


The control interface, now even more user-friendly and functional, is an iconic signature of the unmistakable Faber style.

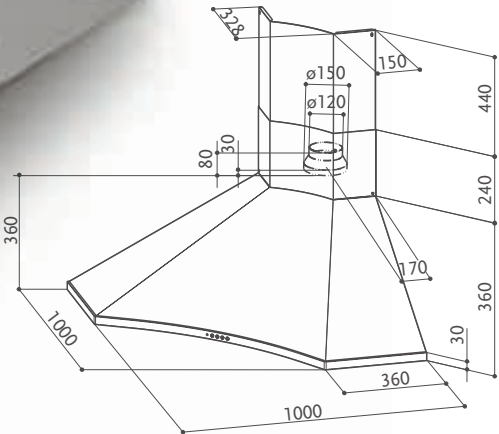


# PREMIO CORNER/SP

PREMIO CORNER/SP EV8 LED X/V A90 cod. 325.0537.824  
PREMIO CORNER/SP EV8 LED X/V A100 cod. 325.0537.825

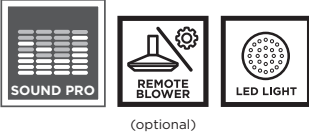


FEATURES	PERFORMANCE					ACCESSORIES
<b>Finish</b>	<b>Speed</b>	1	2	3	INT	<b>Cod. 112.0157.243</b>
• Stainless steel / Glass	<b>Air capacity IEC point</b>	290	460	610	710	F9 Charcoal filter
<b>Controls</b>	<b>Pressure</b>	390	470	530	540	<b>Cod. 112.0157.263</b>
Electronic	<b>Input</b>	130	165	210	250	Upper chimney kit X
<b>Lighting</b>	<b>Noise level</b>	50	59	66	69	<b>Cod. 112.0157.273</b>
4 LED lights						Splashback X
<b>Grease filter</b>						<b>Cod. 112.0157.284</b>
Cassettes dishwasher safe						Corner adapter kit
<b>Ø of air outlet</b>						<b>Cod. 112.0327.007</b>
150 / 120 mm						ENERGY Remote blower kit
<b>Width</b>						<b>Cod. 112.0185.276</b>
900x900 / 1000x1000 mm						FLL9 Charcoal filter Long Lasting
<b>Energy class</b>						
B						



# SOLARIS

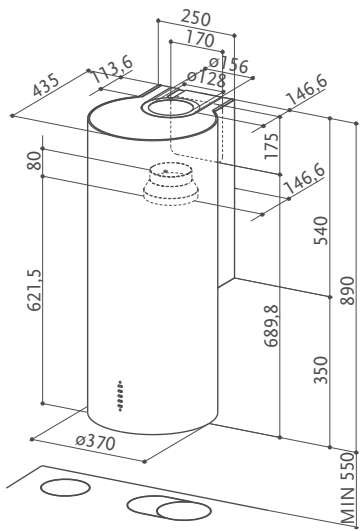
SOLARIS EG6 LED X A100 cod. 320.0538.968



FEATURES	PERFORMANCE				ACCESSORIES
<b>Finish</b>	<b>Speed</b>	1	2	3	<b>Cod. 112.0157.240</b>
• Stainless steel	<b>Air capacity IEC point</b>	260	390	600	F8 Charcoal filter
<b>Controls</b>	<b>Pressure</b>	230	370	500	<b>Cod. 112.0157.261</b>
Electromechanical	<b>Input</b>	80	105	160	Upper chimney kit X
<b>Lighting</b>	<b>Noise level</b>	45	54	63	<b>Cod. 112.0157.274</b>
4 LED lights					Splashback X
<b>Grease filter</b>					<b>Cod. 112.0327.007</b>
Cassettes dishwasher safe					ENERGY Remote blower kit
<b>Ø of air outlet</b>					<b>Cod. 112.0158.127</b>
150 / 120 mm					FHP8 Charcoal filter High Performance
<b>Width</b>					<b>Cod. 112.0185.278</b>
1000x1000 mm					FLL8 Charcoal filter Long Lasting
<b>Energy class</b>					
C					



Black matt



To be installed at a minimum distance from the hob of 55 cm.

# CYLINDRA GLOSS PLUS

CYLINDRA GLOSS PLUS EV8+ WH A37 cod. 335.0492.565

CYLINDRA PLUS BK MATT A37 cod. 335.0606.998

SOUND PRO

REMOTE BLOWER

REAR OUTLET

PERIMETER ASPIRATION

INTENSIVE SPEED

FILTER ALARM

REMOTE CONTROL

LED LIGHT

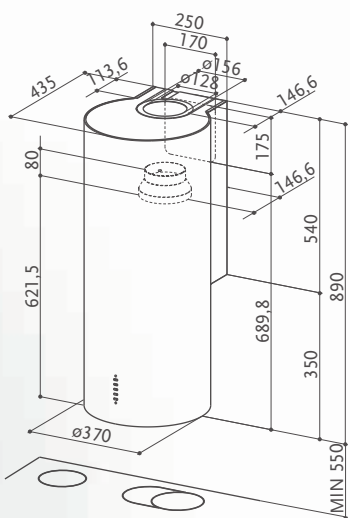
(optional)

(optional)



FEATURES	PERFORMANCE					ACCESSORIES
<b>Finish</b>	<b>Speed</b>	1	2	3	INT	<b>Cod. 112.0157.243</b>
• White gloss • Black matt	<b>Air capacity IEC point</b>	280	400	570	700	F9 Charcoal filter
<b>Controls</b>	<b>Pressure</b>	450	540	580	590	<b>Cod. 112.0615.733</b>
Electronic Led	<b>Input</b>	150	200	240	250	Remote control
<b>Lighting</b>	<b>Noise level</b>	48	56	64	68	<b>Cod. 112.0327.007</b>
Micro LED Lights						ENERGY Remote blower kit
<b>Grease filter</b>						<b>Cod. 112.0185.276</b>
Cassettes dishwasher safe						FLL9 Charcoal filter Long Lasting
<b>Ø of air outlet</b>						
150 / 120 mm						
<b>Width</b>						
370 mm						
<b>Energy class</b>						
A						

White gloss



To be installed at a minimum distance from the hob of 55 cm.

# CYLINDRA

CYLINDRA EV8 X A37 cod. 110.0332.307

SOUND PRO

REMOTE BLOWER

REAR OUTLET

PERIMETER ASPIRATION

INTENSIVE SPEED

FILTER ALARM

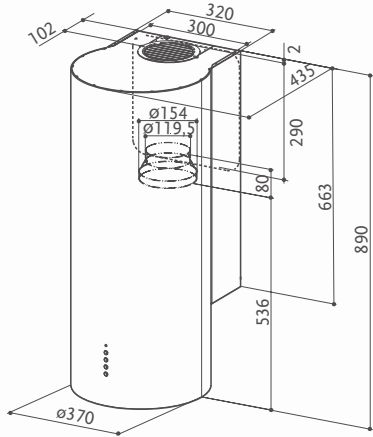
REMOTE CONTROL

LED LIGHT

(optional)

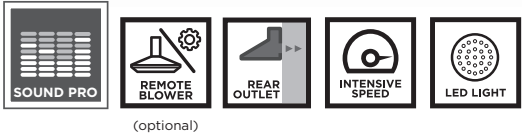
(optional)

FEATURES	PERFORMANCE					ACCESSORIES
<b>Finish</b>	<b>Speed</b>	1	2	3	INT	<b>Cod. 112.0157.243</b>
• Stainless steel	<b>Air capacity IEC point</b>	290	440	570	660	F9 Charcoal filter
<b>Controls</b>	<b>Pressure</b>	390	460	500	530	<b>Cod. 112.0615.733</b>
Electronic Led	<b>Input</b>	130	165	210	250	Remote control
<b>Lighting</b>	<b>Noise level</b>	49	58	65	68	<b>Cod. 112.0327.007</b>
2 LED lights						ENERGY Remote blower kit
<b>Grease filter</b>						<b>Cod. 112.0185.276</b>
Cassettes dishwasher safe						FLL9 Charcoal filter Long Lasting
<b>Ø of air outlet</b>						
150 / 120 mm						
<b>Width</b>						
370 mm						
<b>Energy class</b>						
B						

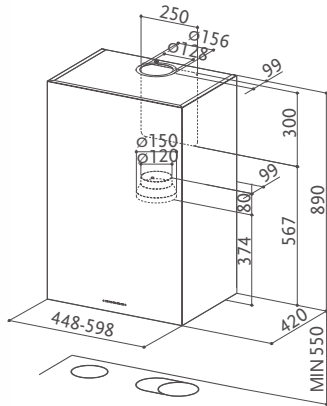


# ECLIPSE

ECLIPSE EV8 LED X A37 cod. 335.0538.983



FEATURES	PERFORMANCE					ACCESSORIES
<b>Finish</b> • Stainless steel	<b>Speed</b>	1	2	3	INT	<b>Cod. 112.0157.243</b>
<b>Controls</b> Electronic	<b>Air capacity IEC point</b>	290	430	540	620	F9 Charcoal filter
<b>Lighting</b> 2 LED lights	<b>Pressure</b>	320	440	500	520	<b>Cod. 112.0327.007</b>
<b>Grease filter</b> Cassettes dishwasher safe	<b>Input</b>	130	165	210	250	ENERGY Remote blower kit
<b>Ø of air outlet</b> 150 / 120 mm	<b>Noise level</b>	52	61	66	69	<b>Cod. 112.0185.276</b>
<b>Width</b> 370 mm						FLL9 Charcoal filter Long Lasting
<b>Energy class</b> B						



To be installed at a minimum distance from the hob of 55 cm.

# CUBIA PLUS

CUBIA PLUS EV8 X A45 cod. 335.0502.080

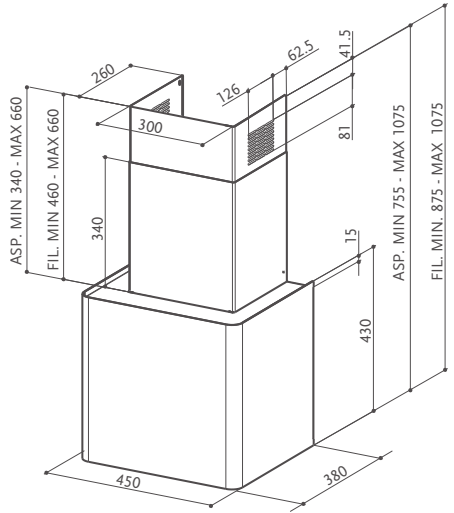
CUBIA PLUS EV8 X A60 cod. 335.0502.091



FEATURES	PERFORMANCE					ACCESSORIES
<b>Finish</b> • Stainless steel	<b>Speed</b>	1	2	3	INT	<b>Cod. 112.0157.240</b>
<b>Controls</b> EVO Electronic + Display	<b>Air capacity IEC point</b>	300	460	600	680	F8 Charcoal filter
<b>Lighting</b> 2 LED lights	<b>Pressure</b>	310	420	480	500	<b>Cod. 112.0615.733</b>
<b>Grease filter</b> Cassettes dishwasher safe	<b>Input</b>	130	165	210	250	Remote control
<b>Ø of air outlet</b> 150 / 120 mm	<b>Noise level</b>	50	58	64	68	<b>Cod. 112.0327.007</b>
<b>Width</b> 450 / 600						ENERGY Remote blower kit
<b>Energy class</b> B						<b>Cod. 112.0158.127</b>
						FHP8 Charcoal filter High Performance
						<b>Cod. 112.0185.278</b>
						FLL8 Charcoal filter Long Lasting



White matt



# LITHOS

LITHOS EG6 LED BK A45 cod. 335.0533.563  
LITHOS EG6 LED WH MATT A45 cod. 335.0533.564  
LITHOS EG6 LED WH A45 cod. 335.0533.565



White milk



Black



FEATURES		PERFORMANCE					ACCESSORIES
<b>Finish</b>		<b>Speed</b>	1	2	3	INT	<b>Cod. 112.0157.240</b>
• Black matt • White matt • White milk		<b>Air capacity IEC point</b>	250	380	510	580	F8 Charcoal filter
<b>Controls</b>		<b>Pressure</b>	230	370	460	500	<b>Cod. 112.0158.127</b>
Electronic		<b>Input</b>	80	105	140	160	FHP8 Charcoal filter High Performance
<b>Lighting</b>		<b>Noise level</b>	44	52	59	61	<b>Cod. 112.0185.278</b>
2 LED lights							FLL8 Charcoal filter Long Lasting
<b>Grease filter</b>							
Cassettes dishwasher safe							
<b>Ø of air outlet</b>							
150 / 120 mm							
<b>Width</b>							
450 mm							
<b>Energy class</b>							
C							





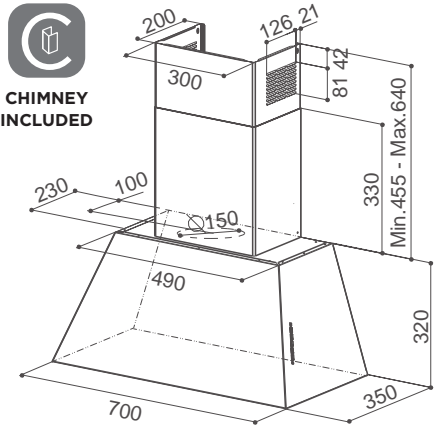
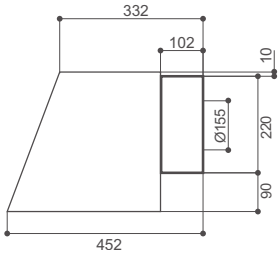




Old brass - OB



Rear air outlet kit (optional)



further specication in the accessory session on page 335




Old copper - OC



Cast iron - CI



Dark grey matt - DG MATT



Old metal - OM



Country grey matt - CG MATT

# CHLOÈ

CHLOÈ EV8+ OM A70 cod. 110.0456.129  
CHLOÈ EV8+ OC A70 cod. 110.0456.174  
CHLOÈ EV8+ CI A70 cod. 110.0456.175

CHLOÈ EV8+ OB A70 cod. 110.0456.177  
CHLOÈ EV8+ DG MATT A70 cod. 110.0458.989  
CHLOÈ EV8+ CG MATT A70 cod. 110.0459.033

SOUND PRO

REMOTE BLOWER

REAR OUTLET

PERIMETER ASPIRATION

INTENSIVE SPEED

DELAY 30

HOUR 24

FILTER ALARM

REMOTE CONTROL

LED LIGHT

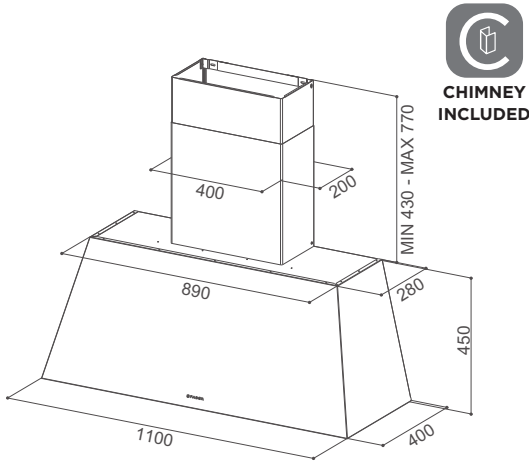
ENERGY A

(optional)

FEATURES	PERFORMANCE					ACCESSORIES	
<b>Finish</b>	<b>Speed</b>	1	2	3	INT	<b>Cod. 112.0157.240</b>	<b>Cod. 112.0490.250</b>
• Old metal • Old copper • Cast iron • Old brass • Dark grey matt • Country grey matt	<b>Air capacity IEC point</b>	270	410	590	730	F8 Charcoal filter	Rear air outlet kit OC
	<b>Pressure</b>	460	550	590	600	<b>Cod. 112.0615.733</b>	<b>Cod. 112.0490.261</b>
	<b>Input</b>	150	200	240	250	Remote control	Rear air outlet kit CI
<b>Controls</b>	<b>Noise level</b>	49	56	64	68	<b>Cod. 112.0327.007</b>	<b>Cod. 112.0490.262</b>
Electronic Led						ENERGY Remote blower kit	Rear air outlet kit OB
<b>Lighting</b>						<b>Cod. 112.0158.127</b>	<b>Cod. 112.0490.263</b>
LED light						FHP8 Charcoal filter High Performance	Rear air outlet kit DG MATT
<b>Grease filter</b>						<b>Cod. 112.0185.278</b>	<b>Cod. 112.0490.264</b>
Cassettes dishwasher safe						FLL8 Charcoal filter Long Lasting	Rear air outlet kit CG MATT
<b>Ø of air outlet</b>						<b>Cod. 112.0490.249</b>	
150 /120 mm						Rear air outlet kit OM	
<b>Width</b>							
700 mm							
<b>Energy class</b>							
A							

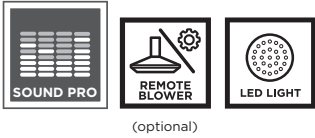


**THE GREATNESS OF UNCONVENTIONAL DESIGN.**  
What would you rather do? Bask in the inspiring warmth of tradition, or experience thrilling new emotions every day? With Chloè XL you can do both. This hood combines exciting design with traditional character and takes high-tech performance and timeless elegance to a whole new level.



# CHLOÈ XL

**CHLOÈ XL CG MATT A110** cod. 321.0506.535  
**CHLOÈ XL CI A110** cod. 321.0506.536




FEATURES		PERFORMANCE					ACCESSORIES	
<b>Finish</b>		<b>Speed</b>	1	2	3	INT	<b>Cod. 112.0157.240</b>	
• Country grey matt • Cast iron		<b>Air capacity IEC point</b>	260	390	510	600	F8 Charcoal filter	
<b>Controls</b>		<b>Pressure</b>	230	370	470	500	<b>Cod. 112.0158.127</b>	
Electromechanical Knob		<b>Input</b>	80	105	140	160	FHP8 Charcoal filter High Performance	
<b>Lighting</b>		<b>Noise level</b>	52	54	58	62	<b>Cod. 112.0185.278</b>	
LED light							FLL8 Charcoal filter Long Lasting	
<b>Grease filter</b>							<b>Cod. 112.0327.007</b>	
Cassettes dishwasher safe							ENERGY Remote blower kit	
<b>Ø of air outlet</b>								
150 /120 mm								
<b>Width</b>								
1100 mm								
<b>Energy class</b>								
C								

**Cod. 112.0327.007**  
ENERGY Remote blower kit





Dark grey matt / stainless steel frame



White matt / stainless steel frame



White matt / durmast wood frame

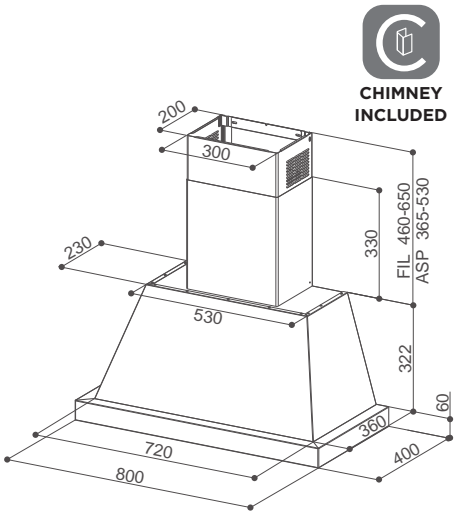


Dark grey matt / durmast wood frame



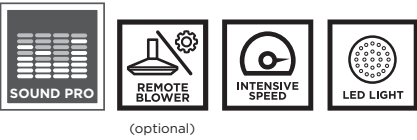
STYLE IN EVERY DETAIL,  
TECHNOLOGY IN EVERY  
BREATH.



Today, the world is one nation,  
the whole planet a global village.  
And the pleasure of country  
living has reached even the  
biggest metropolis. Today is  
the era of Thea. This is a hood  
that looks beyond the walls of  
your kitchen, opening up new  
horizons in design and redefining  
life in the home. But take  
nothing for granted! Despite its  
vintage soul, this hood packs the  
performance needed for today's  
industrial world.



THEA

THEA EV8 WH MATT A80 SC cod. 321.0517.783  
THEA EV8 DG MATT A80 SC cod. 321.0517.784




FEATURES		PERFORMANCE				ACCESSORIES	FRAME FINISH
<b>Finish</b>	<b>Speed</b>	1	2	3	INT	<b>Cod. 112.0157.240</b>	<b>Cod. 112.0516.433</b>
• White matt • Dark grey matt	<b>Air capacity IEC point</b>	310	470	620	740	F8 Charcoal filter	Kit stainless steel frame Thea wall 800mm
<b>Controls</b>	<b>Pressure</b>	390	460	500	530	<b>Cod. 112.0327.007</b>	
Electronic	<b>Input</b>	130	165	210	250	ENERGY Remote blower kit	
<b>Lighting</b>	<b>Noise level</b>	49	58	64	67	<b>Cod. 112.0158.127</b>	<b>Cod. 112.0516.434</b>
LED light						FHP8 Charcoal filter High Performance	Kit durmast frame Thea wall 800mm
<b>Grease filter</b>						<b>Cod. 112.0185.278</b>	
Cassettes dishwasher safe						FLL8 Charcoal filter Long Lasting	
<b>Ø of air outlet</b>						<b>Cod. 112.0527.474</b>	
150 /120 mm						Durmast shelf kit	
<b>Width</b>							
800 mm							
<b>Energy class</b>							
B							





# TENDER

TENDER X A60 cod. 110.0157.048  
TENDER X A90 cod. 110.0157.049



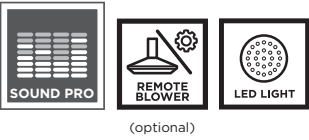
(optional)

FEATURES	PERFORMANCE			ACCESSORIES	
Finish	Speed	1	2	3	Cod. 112.0157.240    Cod. 112.0157.272
• Stainless steel	Air capacity IEC point	255 320 400			F8 Charcoal filter    Splashback X 1200 mm
Controls	Pressure	175	210	235	Cod. 112.0157.262    Cod. 112.0327.007
Electromechanical	Input	70	100	125	Upper chimney kit X    ENERGY Remote blower kit
Lighting	Noise level	55	62	68	Cod. 112.0157.270    Cod. 112.0158.127
2 LED lights					Splashback X 600 mm    FHP8 Charcoal filter High Performance
Grease filter					Cod. 112.0157.271    Cod. 112.0185.278
Cassettes dishwasher safe					Splashback X 900 mm    FLL8 Charcoal filter Long Lasting
Ø of air outlet					
150 / 120 mm					
Width					
600 / 900 mm					
Energy class					
D					



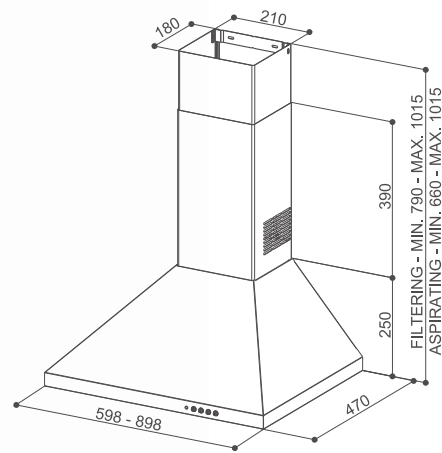
# SYNTHESIS

SYNTHESIS X A60 cod. 110.0157.053  
SYNTHESIS X A90 cod. 110.0157.054



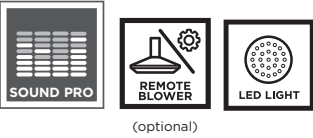
(optional)

FEATURES	PERFORMANCE			ACCESSORIES	
Finish	Speed	1	2	3	Cod. 112.0157.240
• Stainless steel	Air capacity IEC point	240 320 400			F8 Charcoal filter
Controls	Pressure	180	210	220	Cod. 112.0157.257
Electromechanical push button	Input	70	90	120	Upper chimney kit X
Lighting	Noise level	53	60	63	Cod. 112.0157.270
2 LED lights					Fondale X 600 mm Splashback X 600 mm
Grease filter					Cod. 112.0157.271
Cassettes dishwasher safe					Splashback X 900 mm
Ø of air outlet					Cod. 112.0327.007
150 / 120 mm					ENERGY Remote blower kit
Width					Cod. 112.0158.127
600 / 900 mm					FHP8 Charcoal filter High Performance
Energy class					Cod. 112.0185.278
D					FLL8 Charcoal filter Long Lasting

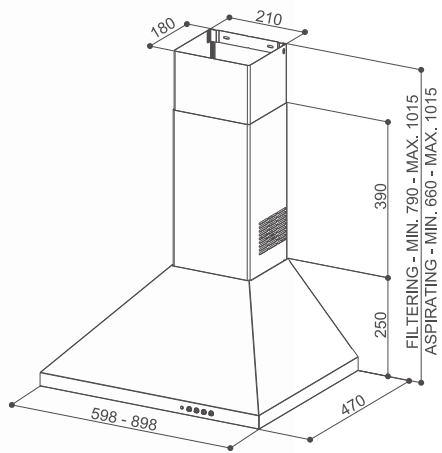


# STRIP SMART EV8

STRIP SMART LED EV8 X A60 cod. 320.0533.680  
STRIP SMART LED EV8 X A90 cod. 320.0533.761

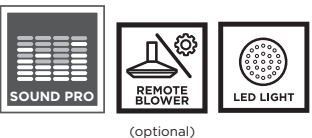


FEATURES	PERFORMANCE					ACCESSORIES
<b>Finish</b>	<b>Speed</b>	1	2	3	INT	<b>Cod. 112.0157.240</b>
• Stainless Steel	<b>Air capacity IEC point</b>	310	470	620	740	F8 Charcoal filter
<b>Controls</b>	<b>Pressure</b>	390	460	500	530	<b>Cod. 112.0157.271</b>
Electronic	<b>Input</b>	130	165	210	250	Splashback X 900 mm
<b>Lighting</b>	<b>Noise level</b>	48	58	64	67	<b>Cod. 112.0327.007</b>
2 LED lights						ENERGY Remote blower kit
<b>Grease filter</b>						<b>Cod. 112.0158.127</b>
Cassettes dishwasher safe						FHP8 Charcoal filter High Performance
<b>Ø of air outlet</b>						<b>Cod. 112.0185.278</b>
150 / 120 mm						FLL8 Charcoal filter Long Lasting
<b>Width</b>						
600 / 900 mm						
<b>Energy class</b>						
B						




# STRIP SMART PB

STRIP SMART PB X A60 cod. 110.0457.338  
STRIP SMART PB X A90 cod. 110.0457.613  
STRIP SMART PB BK A60 cod. 320.0536.583



FEATURES	PERFORMANCE					ACCESSORIES
<b>Finish</b>	<b>Speed</b>	1	2	3		<b>Cod. 112.0157.240</b>
• Stainless steel	<b>Air capacity IEC point</b>	240	320	400		F8 Charcoal filter
<b>Controls</b>	<b>Pressure</b>	180	210	220		<b>Cod. 112.0157.271</b>
Electromechanical	<b>Input</b>	70	90	120		Splashback X 900 mm
<b>Lighting</b>	<b>Noise level</b>	53	60	63		<b>Cod. 112.0327.007</b>
2 LED lights						ENERGY Remote blower kit
<b>Grease filter</b>						<b>Cod. 112.0158.127</b>
Cassettes dishwasher safe						FHP8 Charcoal filter High Performance
<b>Ø of air outlet</b>						<b>Cod. 112.0185.278</b>
150 / 120 mm						FLL8 Charcoal filter Long Lasting
<b>Width</b>						
600 / 900 mm						
<b>Energy class</b>						
D						





# VALUE

VALUE PB X A60 cod. 320.0557.539  
VALUE PB X A90 cod. 320.0557.540  
VALUE PB W A60 cod. 320.0557.541  
VALUE PB W A90 cod. 320.0557.542  
VALUE PB BK A60 cod. 320.0557.543  
VALUE PB BK A90 cod. 320.0557.544



FEATURES	PERFORMANCE			ACCESSORIES	
<b>Finish</b>	<b>Speed</b>	1	2	3	<b>Cod. 112.0067.944</b>
• Stainless steel • White • Black	<b>Air capacity IEC point</b>	255 330 430			F3 Charcoal filter
<b>Controls</b>	<b>Pressure</b>	260 290 300			<b>Cod. 112.0544.470</b>
Electromechanical push button	<b>Input</b>	95	125	145	FLL3 Charcoal filter Long Lasting
<b>Lighting</b>	<b>Noise level</b>	58	62	67	
2 LED lights					
<b>Grease filter</b>					
Cassettes dishwasher safe					
<b>Ø of air outlet</b>					
150 / 120 mm					
<b>Width</b>					
600 / 900 mm					
<b>Energy class</b>					
D					



Perfect in their every detail, extremely powerful, ideal for all-round kitchen use. Island workstation kitchens take on a central role in the house and in daily family life: cooking instantly develops into personal flair, passion, choice, an intimate, private activity. Island decorative hoods are attractive from all viewpoints, with perfect form in all its features: there is no hidden side or corner not seen by the naked eye. Characterised by symmetry and uniformity, illuminating the centre of our family lives.

# ISLAND

BELLA SILENCE ISLAND	255
CHLOÈ ISLAND	267
CHLOÈ XL ISLAND	271
CORINTHIA ISLAND	260
CYLINDRA ISLAND	262
CYLINDRA ISLAND GLOSS PLUS	261
CUBIA ISLAND PLUS	263
CUBIA ISLAND GLOSS PLUS	263
GLASSY ISLAND	256
STILO COMFORT ISLAND	252
STILO GLASS SMART ISLAND	253
THEA ISLAND	273
T-SHELF	249
T-LIGHT ISLAND	251
TRATTO ISLAND	257







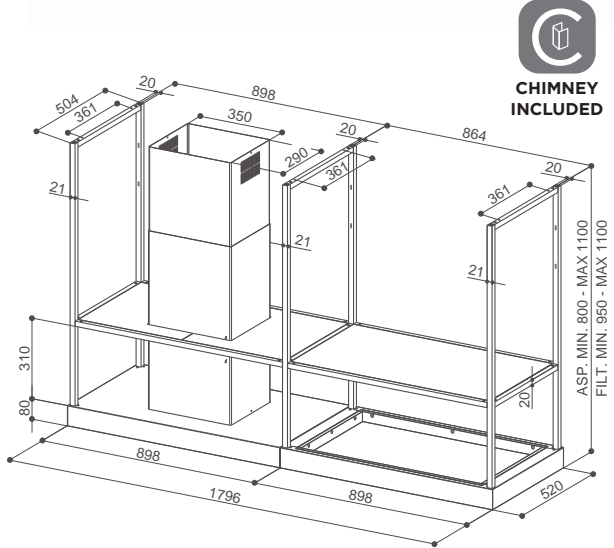
Black matt

Titanium matt




ELEGANT INDUSTRIAL STYLE

T-shelf is the iconic island hood with an elegant industrial style. With its trestle structure, exclusive smoked glass shelves and double LED bar with dimmer, this practical and smart solution contributes to complementing the kitchen environment.



T-SHELF

T-SHELF EV8 BK MATT A180 cod. 325.0606.131  
T-SHELF EV8 TITANIUM MATT A180 cod. 325.0617.018

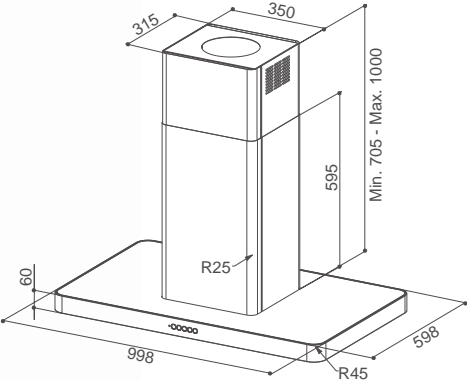


FEATURES		PERFORMANCE				ACCESSORIES
<b>Finish</b> • Black matt • Titanium matt	<b>Controls</b> Rotative controls	<b>Speed</b> 1 2 3 INT				<b>Cod. 112.0157.243</b> F9 Charcoal filtero
		<b>Air capacity IEC point</b> 290 460 610 710				<b>Cod. 112.0185.276</b> FLL9 Charcoal filter Long Lasting
<b>Lighting</b> 2 LED light bar	<b>Grease filter</b> Cassettes dishwasher safe	<b>Pressure</b> 390 470 530 540				
		<b>Input</b> 130 165 210 250				
<b>Ø of air outlet</b> 150 / 120 mm	<b>Width</b> 1800 mm	<b>Noise level</b> 50 59 66 69				
		<b>Energy class</b> B				





Stainless steel



# T-LIGHT ISLAND

T-LIGHT ISLAND EV8+ X A100 cod. 110.0456.264  
T-LIGHT ISLAND EV8+ WH MATT A100 cod. 110.0456.265

SOUND PRO

PERIMETER ASPIRATION

INTENSIVE SPEED

REMOTE CONTROL

LED LIGHT

(optional)

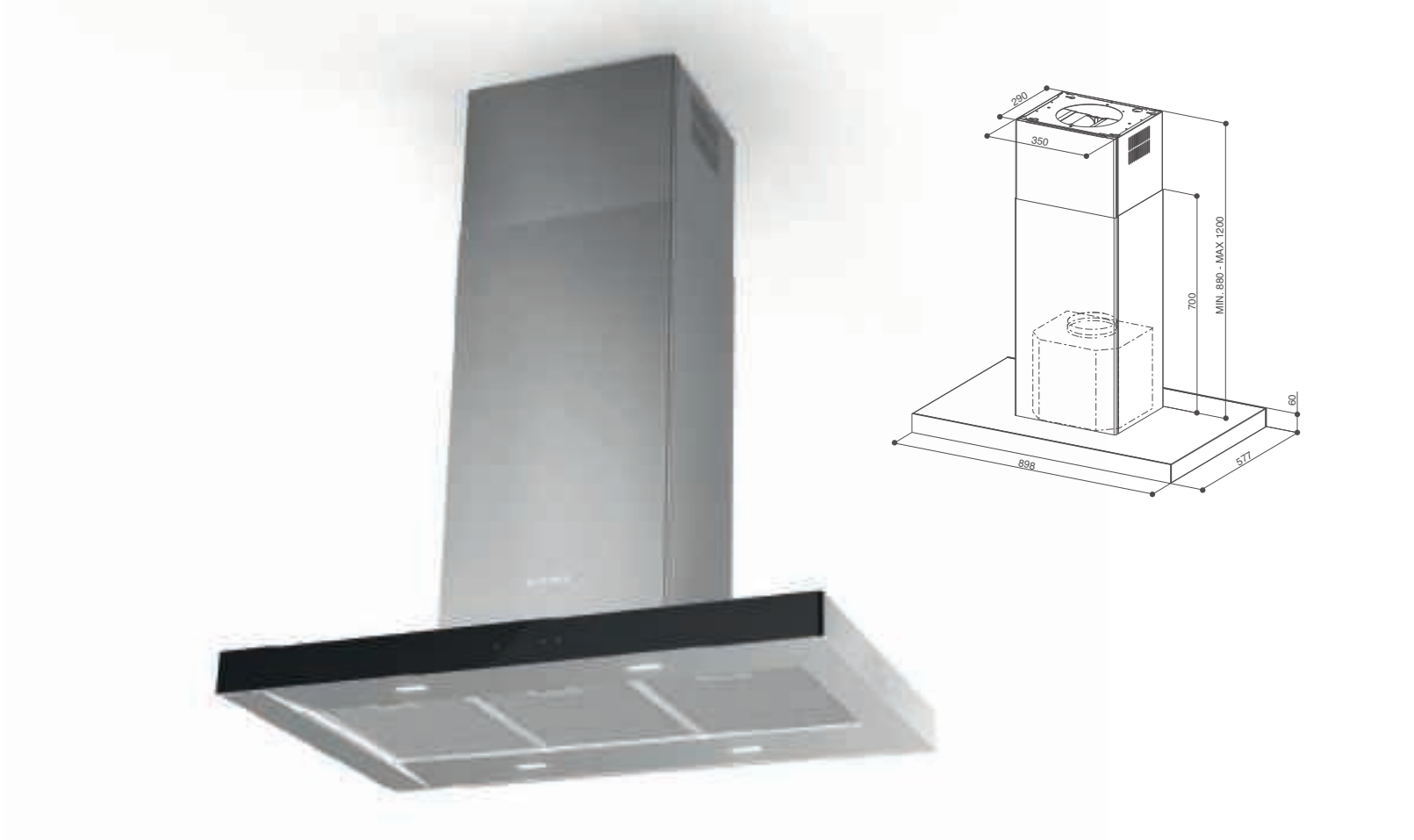


FEATURES	PERFORMANCE					ACCESSORIES
<b>Finish</b>	<b>Speed</b>					<b>Cod. 112.0157.243</b>
• Stainless steel • White matt	1	2	3	INT		F9 Charcoal filter
<b>Controls</b>	<b>Air capacity IEC point</b>					<b>Cod. 112.0615.733</b>
Squarcle touch		270	410	580	700	Remote control
<b>Lighting</b>	<b>Pressure</b>					<b>Cod. 112.0185.276</b>
Perimeter LED light		450	510	550	560	FLL9 Charcoal filter Long Lasting
<b>Grease filter</b>	<b>Input</b>					<b>Cod. 112.0626.903</b>
Cassettes dishwasher safe		150	200	240	250	Kit Recycling Island T-Shape
<b>Ø of air outlet</b>	<b>Noise level</b>					
150 / 120 mm	50	57	65	68		
<b>Width</b>						
1000 mm						
<b>Energy class</b>						
A						

White matt





ISLAND





# STILO COMFORT ISLAND


STILO COMFORT ISLAND X A90 cod. 325.0618.738  
STILO COMFORT ISLAND WH MATT A90 cod. 325.0618.793  
STILO COMFORT ISLAND BK MATT A90 cod. 325.0618.792

  
KIT (optional)

  
HIGH FILTERING

  
REMOTE BLOWER (optional)

  
INTENSIVE SPEED

  
LED LIGHT

FEATURES	PERFORMANCE					ACCESSORIES
<b>Finish</b> • Stainless steel • Black matt • White matt	<b>Speed</b>	1	2	3	INT	<b>Cod. 112.0157.243</b> F9 Charcoal filter
<b>Controls</b> Electronic	<b>Air capacity IEC point</b>	290	460	610	710	<b>Cod. 112.0157.252</b> Upper chimney kit X
<b>Lighting</b> 4 LED lights	<b>Pressure</b>	390	470	530	540	<b>Cod. 112.0327.007</b> ENERGY Remote blower kit
<b>Grease filter</b> Cassettes dishwasher safe	<b>Input</b>	130	165	210	250	<b>Cod. 112.0327.631</b> HFH Filter kit
<b>Ø of air outlet</b> 150 / 120 mm	<b>Noise level</b>	50	59	66	69	<b>Cod. 112.0185.276</b> FLL9 Charcoal filter Long Lasting
<b>Width</b> 900 mm						<b>Cod. 112.0626.903</b> Kit Recycling Island T-Shape
<b>Energy class</b> B						

Stainless steel





White matt





# STILO GLASS SMART ISLAND


STILO GLASS SMART ISLAND A90 cod. 325.0618.802

  
KIT (optional)

  
HIGH FILTERING

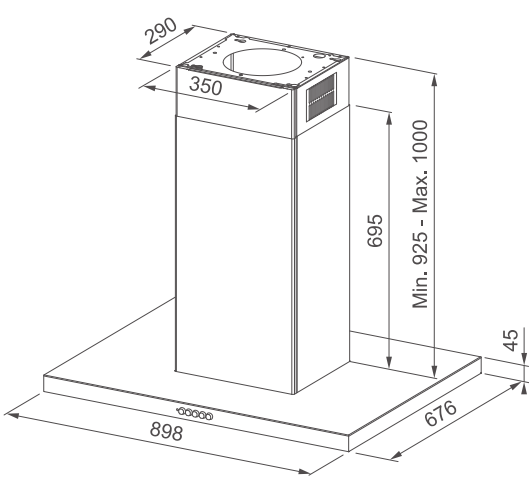
  
REMOTE BLOWER (optional)

  
INTENSIVE SPEED

  
LED LIGHT

FEATURES	PERFORMANCE					ACCESSORIES
<b>Finish</b> • Stainless steel / Black glass	<b>Speed</b>	1	2	3	INT	<b>Cod. 112.0157.243</b> F9 Charcoal filter
<b>Controls</b> Touch control	<b>Air capacity IEC point</b>	290	460	610	710	<b>Cod. 112.0157.252</b> Upper chimney kit X
<b>Lighting</b> 4 LED lights	<b>Pressure</b>	390	470	530	540	<b>Cod. 112.0327.007</b> ENERGY Remote blower kit
<b>Grease filter</b> Cassettes dishwasher safe	<b>Input</b>	130	165	210	250	<b>Cod. 112.0327.631</b> HFH Filter kit
<b>Ø of air outlet</b> 150 / 120 mm	<b>Noise level</b>	50	59	66	69	<b>Cod. 112.0185.276</b> FLL9 Charcoal filter Long Lasting
<b>Width</b> 900 mm						<b>Cod. 112.0626.903</b> Kit Recycling Island T-Shape
<b>Energy class</b> B						





# BELLA SILENCE ISLAND

BELLA SILENCE IS. X A90 cod. 325.0658.190



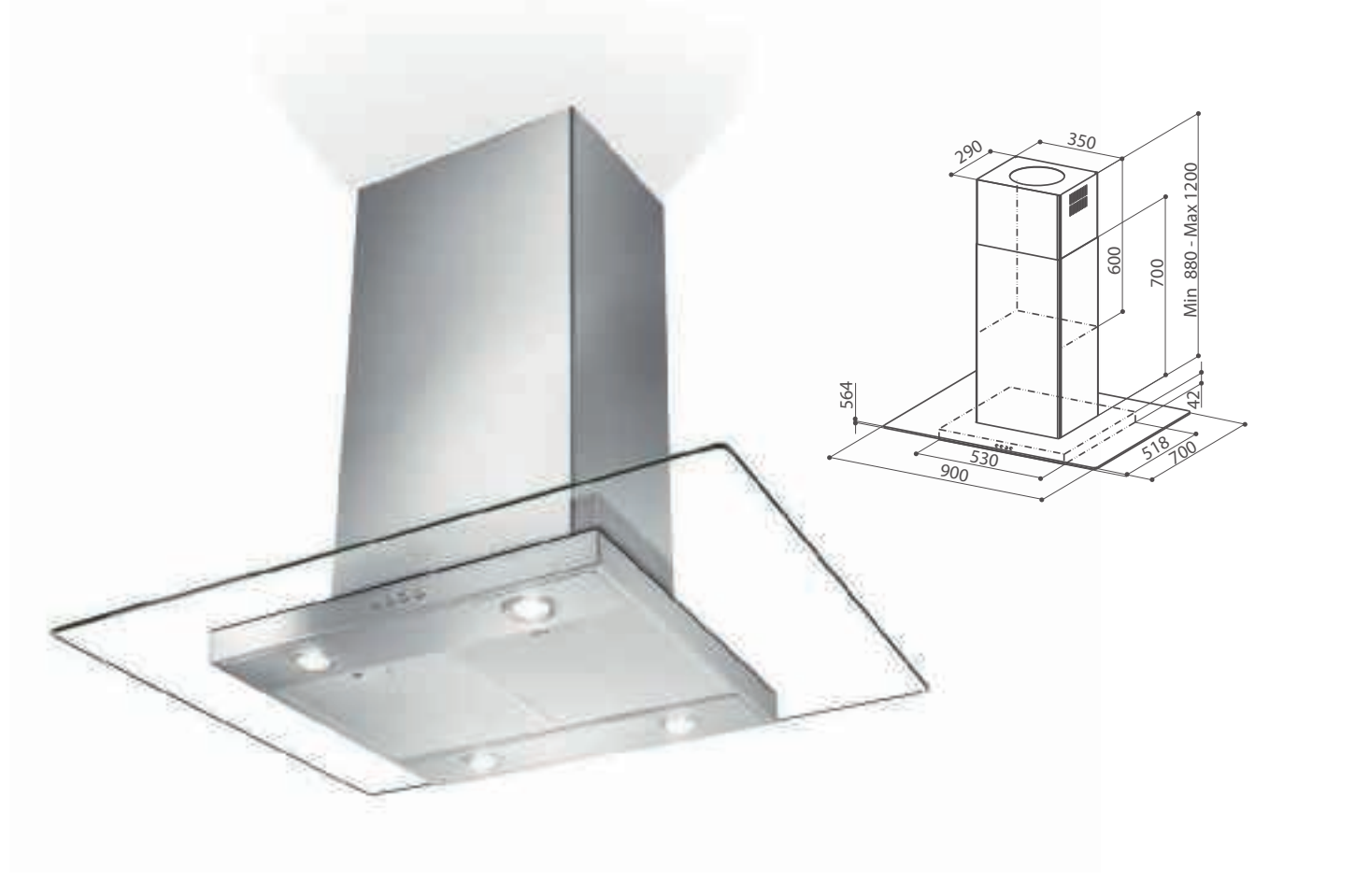
(optional)



(optional)

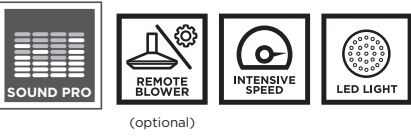


FEATURES	PERFORMANCE					ACCESSORIES
<b>Finish</b>	<b>Speed</b> 1 2 3 INT					<b>Cod. 112.0157.243</b>
•Stainless steel	<b>Air capacity IEC point</b> 285 365 470 750					F9 Charcoal filter
<b>Controls</b>	<b>Pressure</b> 450 490 510 560					<b>Cod. 112.0157.354</b>
Squarcle touch	<b>Input</b> 180 220 260 310					Remote control
<b>Lighting</b>	<b>Noise level</b> 48 53 57 68					<b>Cod. 112.0157.268</b>
4 LED lights						Upper chimney kit X
<b>Grease filter</b>						<b>Cod. 112.0327.007</b>
Stainless steel Cassettes dishwasher safe						ENERGY Remote blower kit
<b>Ø of air outlet</b>						<b>Cod. 112.0185.276</b>
150 / 120 mm						FLL9 Charcoal filter Long Lasting
<b>Width</b>						<b>Cod. 112.0626.903</b>
900 mm						Kit Recycling Island T-Shape
<b>Energy class</b>						
A+						



# GLASSY ISLAND

GLASSY ISLAND/SP EV8 X/V NS A90 cod. 325.0617.019



(optional)

FEATURES	PERFORMANCE					ACCESSORIES
<b>Finish</b> •Stainless steel / Glass	<b>Speed</b>	1	2	3	INT	<b>Cod. 112.0157.243</b> F9 Charcoal filter
<b>Controls</b> Electronic	<b>Air capacity IEC point</b>	300 450 600 700				<b>Cod. 112.0157.288</b> 1 Baffle filter kit (order 2 kits)
<b>Lighting</b> 4 LED lights	<b>Pressure</b>	390 470 530 540				<b>Cod. 112.0327.007</b> ENERGY Remote blower kit
<b>Grease filter</b> Cassettes dishwasher safe	<b>Input</b>	130	165	210	250	<b>Cod. 112.0185.276</b> FLL9 Charcoal filter Long Lasting
<b>Ø of air outlet</b> 150 / 120 mm	<b>Noise level</b>	52	61	67	70	<b>Cod. 112.0626.903</b> Kit Recycling Island T-Shape
<b>Width</b> 900 mm						
<b>Energy class</b> B						

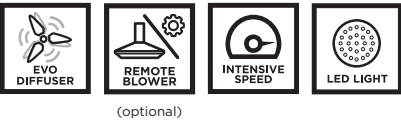


The control interface, now even more user-friendly and functional, is an iconic signature of the unmistakable Faber style.



# TRATTO ISLAND

TRATTO ISLAND/SP EV8 X/V NS A90 cod. 325.0628.236



(optional)

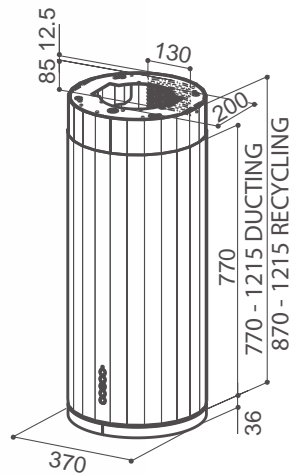
FEATURES	PERFORMANCE					ACCESSORIES
<b>Finish</b> •Stainless steel / Glass	<b>Speed</b>	1	2	3	BOOST	<b>Cod. 112.0157.243</b> F9 Charcoal filter
<b>Controls</b> Electronic	<b>Air capacity IEC point</b>	300 450 600 700				<b>Cod. 112.0157.268</b> Upper chimney kit X
<b>Lighting</b> 4 LED lights	<b>Pressure</b>	390 470 530 540				<b>Cod. 112.0157.288</b> 1 Baffle filter kit (order 2 kits)
<b>Grease filter</b> Cassettes dishwasher safe	<b>Input</b>	130	165	210	250	<b>Cod. 112.0327.007</b> ENERGY Remote blower kit
<b>Ø of air outlet</b> 150 / 120 mm	<b>Noise level</b>	52	61	67	70	<b>Cod. 112.0185.276</b> FLL9 Charcoal filter Long Lasting
<b>Width</b> 900 mm						
<b>Energy class</b> B						





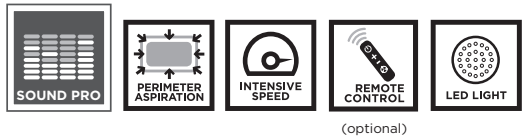


DG MATT/CONCRETE  
Dark grey matt/Concrete



# CORINTHIA ISLAND

CORINTHIA ISLAND EV8+ WH MATT/TS A37 cod. 110.0456.219  
CORINTHIA ISLAND EV8+ DG MATT/CONCRETE A37 cod. 110.0456.220  
CORINTHIA ISLAND EV8+ X/OM A37 cod. 110.0456.261



WH MATT/TS  
White matt/  
Tibetan silver

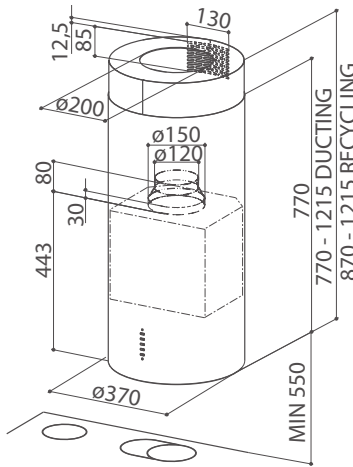


X/OM  
Stainless steel/  
Old metal



FEATURES	PERFORMANCE					ACCESSORIES
<b>Finish</b> • White matt / Tibetan silver • Dark grey matt / Concrete • Stainless steel / Old metal	<b>Speed</b>	1	2	3	INT	<b>Cod. 112.0157.243</b> F9 Charcoal filter
<b>Controls</b> Squarcle touch	<b>Air capacity IEC point</b>	280	400	570	700	<b>Cod. 112.0615.733</b> Remote control
<b>Lighting</b> Micro LED lights	<b>Pressure</b>	450	540	580	590	<b>Cod. 112.0185.276</b> FLL9 Charcoal filter Long Lasting
<b>Grease filter</b> Cassettes dishwasher safe	<b>Input</b>	150	200	240	250	
<b>Ø of air outlet</b> 150 / 120 mm	<b>Noise level</b>	48	56	65	69	
<b>Width</b> 370 mm						
<b>Energy class</b> A						


White gloss



To be installed at a minimum  
distance from the hob of 55 cm.

# CYLINDRA ISLAND GLOSS PLUS

CYLINDRA ISLAND GLOSS PLUS EV8+ WH A37 cod. 335.0492.563  
CYLINDRA ISLAND EVO PLUS BK MATT A37 cod. 335.0572.104

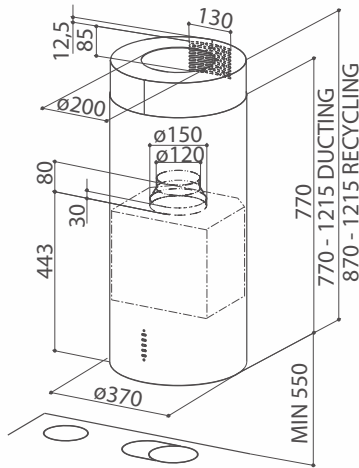
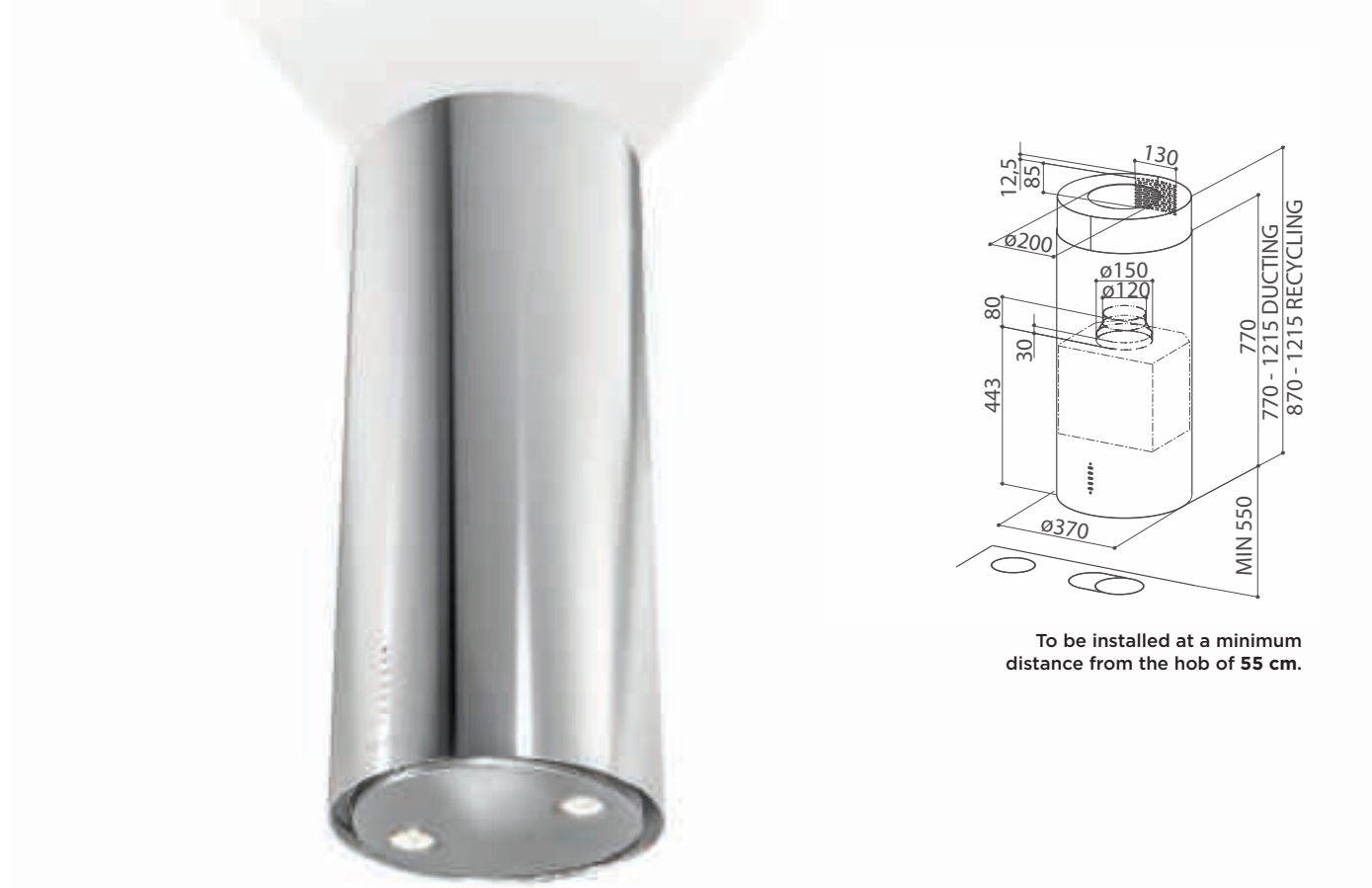


Black matt



FEATURES	PERFORMANCE					ACCESSORIES
<b>Finish</b> • White gloss • Black matt	<b>Speed</b>	1	2	3	INT	<b>Cod. 112.0157.243</b> F9 Charcoal filter
<b>Controls</b> Electronic Led	<b>Air capacity IEC point</b>	280	400	570	700	<b>Cod. 112.0615.733</b> Remote control
<b>Lighting</b> Micro LED Lights	<b>Pressure</b>	450	540	580	590	<b>Cod. 112.0327.007</b> ENERGY Remote blower kit
<b>Grease filter</b> Cassettes dishwasher safe	<b>Input</b>	150	200	240	250	<b>Cod. 112.0286.014</b> Upper chimney kit WH H990
<b>Ø of air outlet</b> 150 / 120 mm	<b>Noise level</b>	48	56	65	69	<b>Cod. 112.0185.276</b> FLL9 Charcoal filter Long Lasting
<b>Width</b> 370 mm						
<b>Energy class</b> A						







To be installed at a minimum distance from the hob of 55 cm.

# CYLINDRA ISLAND

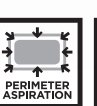
CYLINDRA ISLAND EV8 X A37 ELN cod. 110.0332.308




SOUND PRO




REMOTE BLOWER




PERIMETER ASPIRATION




INTENSIVE SPEED



FILTER ALARM



REMOTE CONTROL



LED LIGHT

(optional)

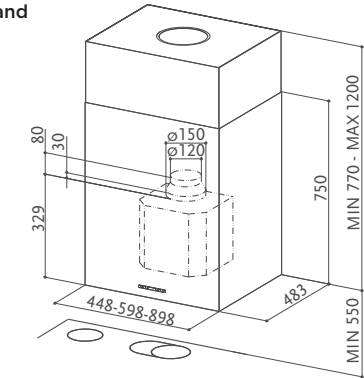
(optional)

FEATURES	PERFORMANCE					ACCESSORIES
<b>Finish</b>	<b>Speed</b>	1	2	3	INT	<b>Cod. 112.0157.243</b>
•Stainless steel	<b>Air capacity IEC point</b>	290 440 570 660				F9 Charcoal filter
<b>Controls</b>	<b>Pressure</b>	390 460 500 530				<b>Cod. 112.0615.733</b>
Electronic Led	<b>Input</b>	130	165	210	250	Remote control
<b>Lighting</b>	<b>Noise</b>	49	58	65	68	<b>Cod. 112.0327.007</b>
2 LED lights						ENERGY Remote blower kit
<b>Grease filter</b>						<b>Cod. 112.0157.267</b>
Cassettes dishwasher safe						Upper chimney kit X
<b>Ø of air outlet</b>						<b>Cod. 112.0185.276</b>
150 / 120 mm						FLL9 Charcoal filter Long Lasting
<b>Width</b>						
370 mm						
<b>Energy class</b>						
C						

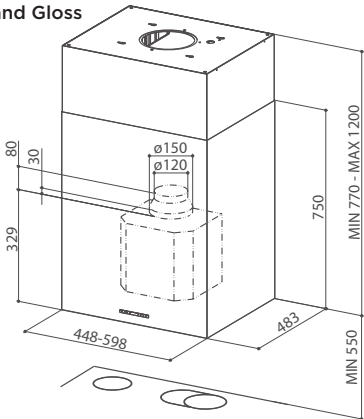
Stainless steel



Cubia Island



Cubia Island Gloss



To be installed at a minimum distance from the hob of 55 cm.

# CUBIA ISLAND PLUS CUBIA ISLAND GLOSS PLUS

CUBIA ISLAND PLUS EV8 X A45 cod. 335.0502.096  
CUBIA ISLAND PLUS EV8 X A60 cod. 335.0502.097

CUBIA ISLAND GLOSS PLUS EV8 WH A45 cod. 335.0502.099  
CUBIA ISLAND GLOSS PLUS EV8 WH A60 cod. 335.0502.100



SOUND PRO



PERIMETER ASPIRATION



REMOTE BLOWER



INTENSIVE SPEED



DELAY 30



24 HOUR



FILTER ALARM



REMOTE CONTROL



LED LIGHT

(optional)

(optional)

FEATURES	PERFORMANCE					ACCESSORIES
<b>Finish</b>	<b>Speed</b>	1	2	3	INT	<b>Cod. 112.0157.243</b>
•Stainless steel •White gloss	<b>Air capacity IEC point</b>	300 460 600 680				F9 Charcoal filter
<b>Controls</b>	<b>Pressure</b>	310 420 480 500				<b>Cod. 112.0615.733</b>
EVO Electronic + Display	<b>Input</b>	130	165	210	250	Remote control
<b>Lighting</b>	<b>Noise level</b>	51	59	65	68	<b>Cod. 112.0327.007</b>
4 LED lights						ENERGY Remote blower kit
<b>Grease filter</b>						<b>Cod. 112.0185.276</b>
Cassettes dishwasher safe						FLL9 Charcoal filter Long Lasting
<b>Ø of air outlet</b>						
150 / 120 mm						
<b>Width</b>						
450 / 600 mm						
<b>Energy class</b>						
C						

White gloss



ISLAND



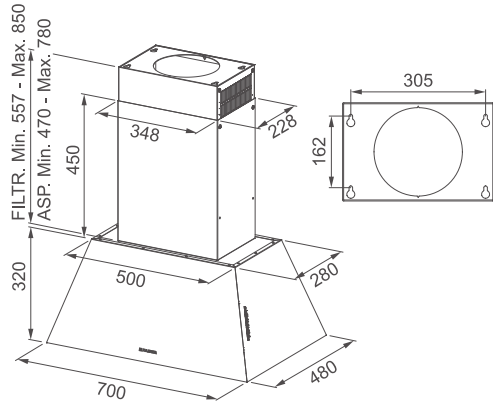




Dark grey matt - DG MATT



Cast iron - CI



# CHLOÈ ISLAND

CHLOE' ISLAND DG MATT A70 cod. 321.0666.589  
CHLOE' ISLAND CI A70 cod. 321.0666.588

SOUND PRO

INTENSIVE SPEED

30 DELAY 30

24 HOUR 24

FILTER ALARM

REMOTE CONTROL

LED LIGHT

(optional)

A+ ENERGY

FEATURES		PERFORMANCE					ACCESSORIES
<b>Finish</b>		<b>Speed</b>	1	2	3	INT	<b>Cod. 112.0157.240</b>
• Dark grey matt • Cast iron		<b>Air capacity IEC point</b>	280	420	600	770	F8 Charcoal filter
<b>Controls</b>		<b>Pressure</b>	450	540	590	600	<b>Cod. 112.0615.733</b>
Electronic Led		<b>Input</b>	160	210	275	320	Remote control
<b>Lighting</b>		<b>Noise level</b>	45	52	61	67	<b>Cod. 112.0327.007</b>
2 LED lights							ENERGY Remote blower kit
<b>Grease filter</b>							<b>Cod. 112.0158.127</b>
Cassettes dishwasher safe							FHP8 Charcoal filter High Performance
<b>Ø of air outlet</b>							<b>Cod. 112.0185.278</b>
150 /120 mm							FLL8 Charcoal filter Long Lasting
<b>Width</b>							
700 mm							
<b>Energy class</b>							
A+							





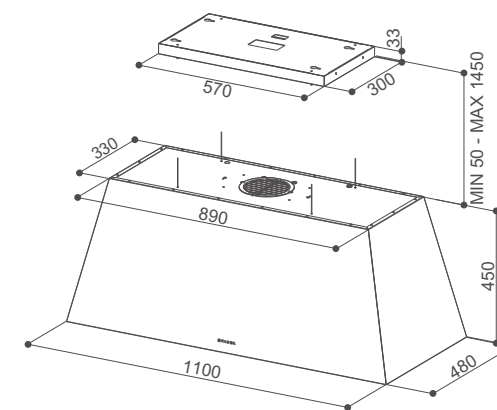


Country grey matt - CG MATT



### UNIQUE PERSONALITY EXPRESSED IN PERFORMANCE.

Some ideas cast new light on everything around them: even colours, flavours and everyday gestures. In a dull, uniform world they epitomise newness, inspire beauty and establish a new sense of proportion. Chloè XL Island is one of these ideas. Designed to take style to a higher level, Chloè XL Island adds the excitement of broader horizons and new dimensions to your kitchen.



# CHLOÈ XL ISLAND

CHLOÈ XL ISLAND CG MATT F110 cod. 321.0506.537

CHLOÈ XL ISLAND CI F110 cod. 321.0506.538



Cast iron - CI



\* Ducted installation

FEATURES		PERFORMANCE					ACCESSORIES
<b>Finish</b>		<b>Speed</b>	1	2	3	INT	<b>Cod. 112.0157.240</b>
• Country grey matt • Cast iron		<b>Air capacity IEC point</b>	260	390	510	600	F8 Charcoal filter
<b>Controls</b>		<b>Pressure</b>	230	370	470	500	<b>Cod. 112.0516.426*</b>
Electromechanical Knob		<b>Input</b>	80	105	140	160	Chimney kit island Cast iron
<b>Lighting</b>		<b>Noise level</b>	52	54	58	62	<b>Cod. 112.0516.427*</b>
2 LED lights							Chimney kit island Country grey matt
<b>Grease filter</b>							<b>Cod. 112.0158.127</b>
Cassettes dishwasher safe							FHP8 Charcoal filter High Performance
<b>Ø of air outlet</b>							<b>Cod. 112.0185.278</b>
150 /120 mm							FLL8 Charcoal filter Long Lasting
<b>Width</b>							
1100 mm							
<b>Energy class</b>							
C							

\*Needed for ducted  
installation



Dark grey matt / stainless steel frame

Dark grey matt / durmast wood frame

\* Ducted installation

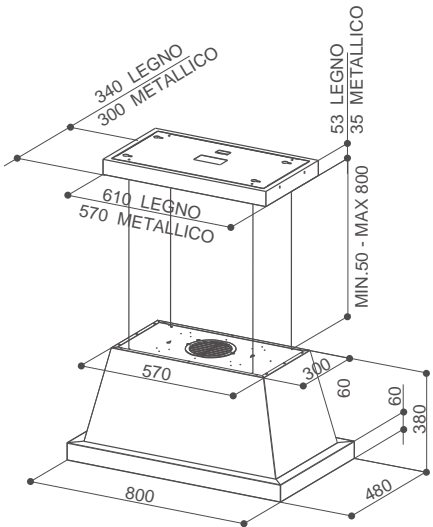


White matt / stainless steel frame

White matt / durmast wood frame

TIMELESS STYLE MEETS  
INNOVATIVE TECHNOLOGY.




New Country Island places the range at the centre of your world. At last you can play the lead in a great show, with the whole kitchen as your stage. With its modern beauty and classic style, Thea Island brings the extraordinary into your daily life. Thanks to a deep love of nature, this hood is at home in all environments. Amazingly versatile, Thea Island delivers superb performance in any kitchen.



# THEA ISLAND

THEA ISLAND EV8 WH MATT F80 SC cod. 321.0517.781  
THEA ISLAND EV8 DG MATT F80 SC cod. 321.0517.782



FEATURES		PERFORMANCE				ACCESSORIES	FRAME FINISH
<b>Finish</b>	Speed	1	2	3	INT	<b>Cod. 112.0157.240</b>	<b>Cod. 112.0516.431</b>
• White matt • Dark grey matt	<b>Air capacity IEC point</b>	310	470	620	740	F8 Charcoal filter	Kit stainless steel frame Thea Island 800mm
<b>Controls</b>	<b>Pressure</b>	390	460	500	530	<b>Cod. 112.0516.428*</b>	
Electronic	<b>Input</b>	130	165	210	250	Chimney kit island White matt	
<b>Lighting</b>	<b>Noise level</b>	49	58	64	67	<b>Cod. 112.0516.430*</b>	
2 LED lights						Chimney kit island Dark grey matt	<b>Cod. 112.0516.432</b>
<b>Grease filter</b>						<b>Cod. 112.0158.127</b>	Kit durmast frame Thea Island 800mm
Cassettes dishwasher safe						FHP8 Charcoal filter High Performance	
<b>Ø of air outlet</b>						<b>Cod. 112.0185.278</b>	
150 /120 mm						FLL8 Charcoal filter Long Lasting	
<b>Width</b>							
800 mm							
<b>Energy class</b>							
B							

\*Needed for ducted  
installation



Discreet, rational, silent.  
Built-in hoods reduce the aesthetic impact  
of the hood in the kitchen and integrate  
perfectly with the cupboards.  
An essential tool that's invisible to the eye.

# BUILT-IN BUILT UNDER TELESCOPIC

## WITH ANTICONDENSATION:

ILMA	280
ILMA TOUCH	279
HAVA	281
IN-NOVA ZERO DRIP	283

## BUILT-IN:

IN-LIGHT	295
IN-NOVA AIR	285
IN-NOVA COMFORT	290
IN-NOVA PREMIUM	289
IN-NOVA SMART	291
IN-NOVA TOUCH	287
INKA LUX	297
INKA LUX PREMIUM	296
INKA LUX SMART	299
INKA PLUS HC	301
INKA PLUS HCS	300
INKA SMART C	304
INKA SMART HC	303
INKA SMART HCS (ICH)	302
ULTRA SLIM	293

## TELESCOPIC:

FLEXA	311
FLEXA HIP	310
FLEXA GLASS	309
FLEXA GLASS LUX	308
MAXIMA EV8	306
MAXIMA ECO	307
MAXIMA TOUCH	305

## BUILT UNDER:

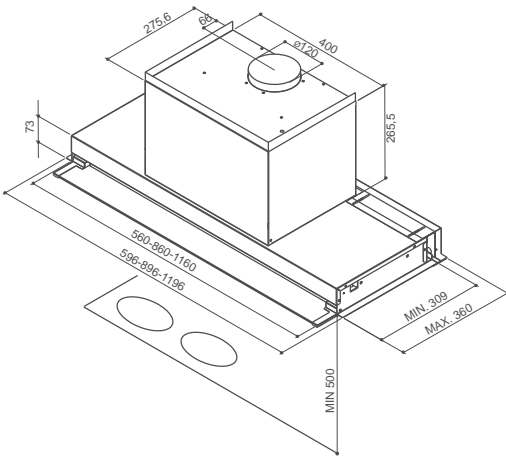

106/45 PLUS	317
741 BASE	315
741 PB	314
2740 BASE	313
2740 PB	312







**EXCLUSIVE,  
CONDENSATION-FREE COMFORT**  
With Steam Off System, the exclusive  
Faber technology, in addition to the  
suction phase, the hood also emits air jets  
that create a vortical motion and  
acceleration and help to convey and  
capture the steam.  
This puts an end to condensation and its  
depositing under and around the hood.  
DOUBLE AIR ACTION TO COMPLETELY  
ELIMINATE CONDENSATION.



To be installed at a minimum  
distance from the hob of 50 cm.

# ILMA TOUCH

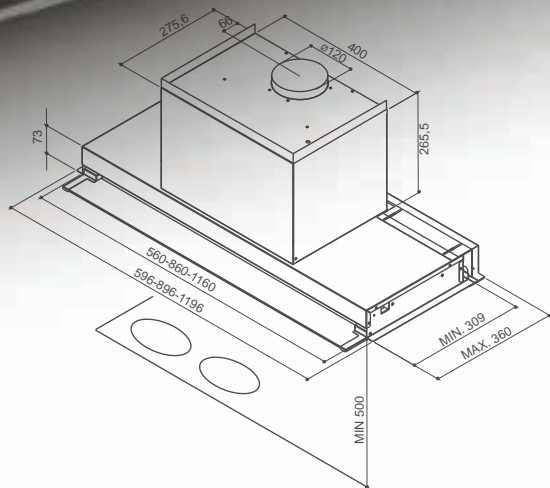
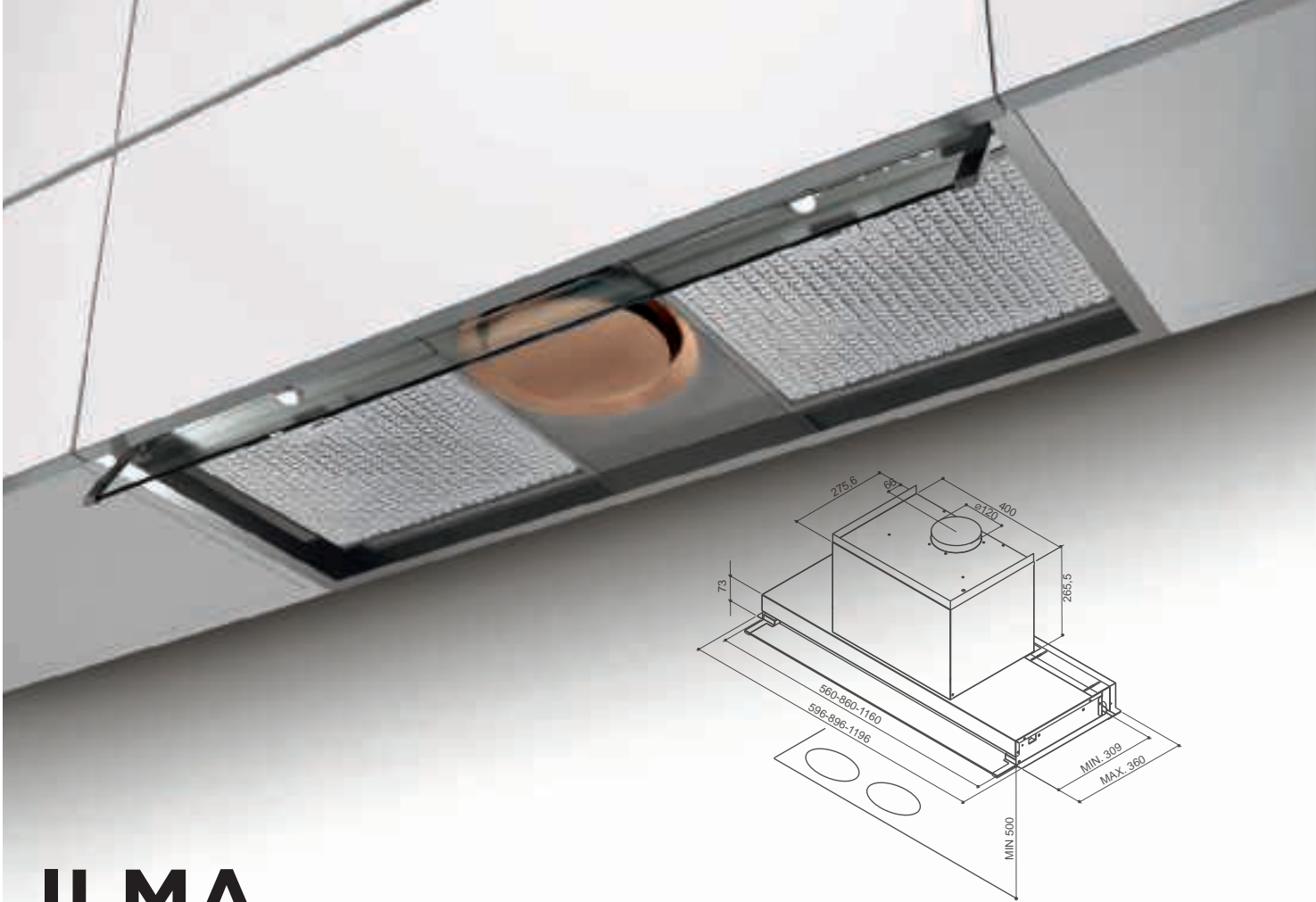
**ILMA TOUCH X A60** cod. 305.0567.012  
**ILMA TOUCH X A90** cod. 305.0567.013  
**ILMA TOUCH X A120** cod. 305.0567.014



**INNOVATIVE TOUCH CONTROLS**  
Faber's touch controls are located at the front of the  
hood for instant access. These innovative front-edge  
controls make hood superbly easy to operate.

FEATURES		PERFORMANCE					ACCESSORIES
<b>Finish</b>		<b>Speed</b>	1	2	3	INT	<b>Cod. 112.0506.172</b> F21 Charcoal filter
• Stainless steel / white glass		<b>Air capacity IEC point</b>	140	220	320	430	
<b>Controls</b>		<b>Pressure</b>	230	250	270	290	
Squarcle touch		<b>Input</b>	80	100	120	125	
<b>Lighting</b>		<b>Noise level</b>	52	56	66	70	
2 LED lights							
<b>Grease filter</b>							
Cassettes dishwasher safe							
<b>Ø of air outlet</b>							
120 mm							
<b>Width</b>							
600 / 900 / 1200 mm							
<b>Energy class</b>							
A							

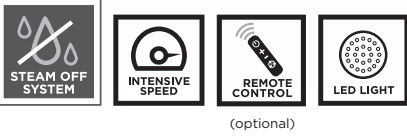
BUILT-IN  
BUILT UNDER  
TELESCOPIC



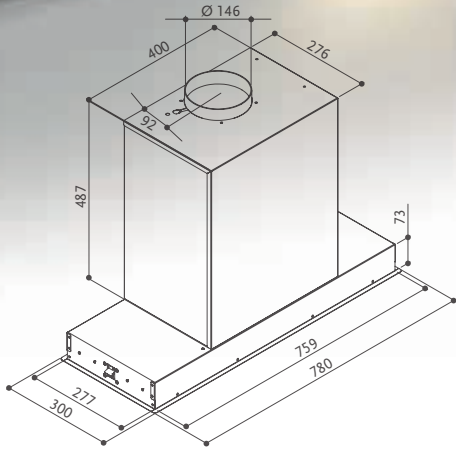

To be installed at a minimum distance from the hob of 50 cm.

# ILMA

ILMA X A60 cod. 305.0482.953  
ILMA X A90 cod. 110.0456.294  
ILMA X A120 cod. 305.0482.954




FEATURES	PERFORMANCE					ACCESSORIES
<b>Finish</b>	<b>Speed</b>	1	2	3	INT	<b>Cod. 112.0506.172</b>
•Stainless steel	<b>Air capacity IEC point</b>	140	220	320	430	F21 Charcoal filter
<b>Controls</b>	<b>Pressure</b>	230	250	270	290	<b>Cod. 112.0615.733</b>
Squarcle touch	<b>Input</b>	80	100	120	125	Remote control
<b>Lighting</b>	<b>Noise level</b>	52	56	66	70	
LED lights						
<b>Grease filter</b>						
Stainless steel cassettes dishwasher safe						
<b>Ø of air outlet</b>						
120 mm						
<b>Width</b>						
600 / 900 / 1200 mm						
<b>Energy class</b>						
A						



To be installed at a minimum distance from the hob of 50 cm.

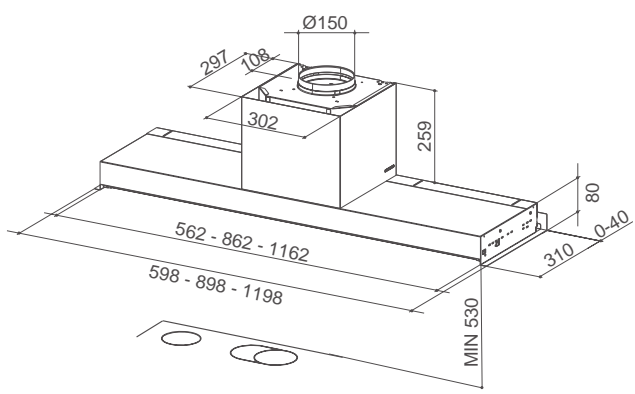
# HAVA

HAVA X 78 cod. 325.0570.133




FEATURES	PERFORMANCE					ACCESSORIES
<b>Finish</b>	<b>Speed</b>	1	2	3	INT	<b>Cod. 112.0576.982</b>
•Stainless steel	<b>Air capacity IEC point</b>	300	415	570	710	Filter kit
<b>Controls</b>	<b>Pressure</b>	450	510	540	550	<b>Cod. 112.0576.981</b>
Squarcle touch	<b>Input</b>	200	220	260	280	F25 Filter kit
<b>Lighting</b>	<b>Noise level</b>	48	55	62	67	<b>Cod. 112.0615.733</b>
2 LED lights						Remote control
<b>Grease filter</b>						
Cassettes dishwasher safe						
<b>Ø of air outlet</b>						
150 / 120						
<b>Width</b>						
780 mm						
<b>Energy class</b>						
A						






# IN-NOVA ZERO DRIP


IN-NOVA ZERO DRIP A60 cod. 305.0626.490  
IN-NOVA ZERO DRIP A90 cod. 305.0626.489  
IN-NOVA ZERO DRIP A120 cod. 305.0626.531




ZERO DRIP




SOUND PRO




INTENSIVE SPEED




FILTER ALARM



REMOTE CONTROL



LED LIGHT



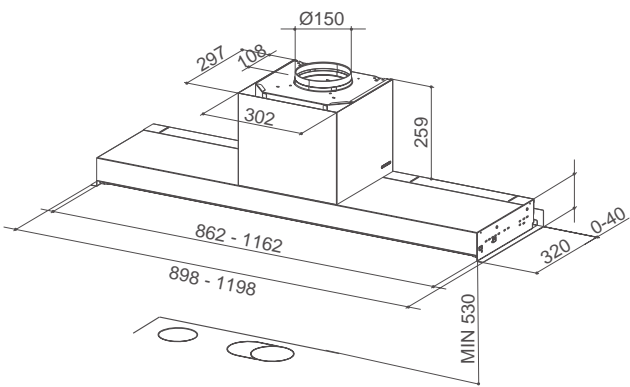
A  
ENERGY

(optional)



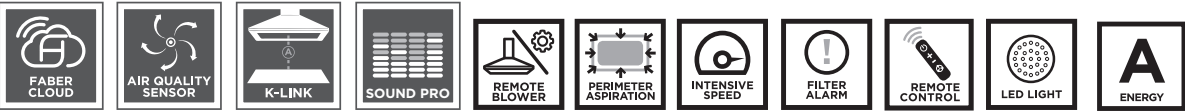
FEATURES		PERFORMANCE					ACCESSORIES
<b>Finish</b> • Stainless steel / White Glass		<b>Speed</b> 1   2   3   INT					<b>Cod. 112.0627.248</b>
<b>Controls</b> Squarcle touch		<b>Air capacity IEC point</b> 280 410 580 710					FLL26 Charcoal filter
<b>Lighting</b> 2 LED lights		<b>Pressure</b> 450 510 550 560					<b>Cod. 112.0615.733</b>
<b>Grease filter</b> Cassettes dishwasher safe		<b>Input</b> 150 200 240 250					Remote control
<b>Ø of air outlet</b> 150 / 120 mm		<b>Noise level</b> 49 58 65 69					
<b>Width</b> 600 / 900 / 1200 mm							
<b>Energy class</b> A							

BUILT-IN  
BUILT UNDER  
TELESCOPIC



# IN-NOVA AIR


IN-NOVA AIR X KL A90 cod. 305.0615.688  
IN-NOVA AIR X KL A120 cod. 305.0615.701



(optional)

FEATURES		PERFORMANCE					ACCESSORIES
<b>Finish</b>		<b>Speed</b>	1	2	3	INT	<b>Cod. 112.0157.243</b>
• Stainless steel / Black Glass		<b>Air capacity IEC point</b>	250	390	570	670	F9 Charcoal filter
<b>Controls</b>		<b>Pressure</b>	450	540	570	580	<b>Cod. 112.0615.733</b>
Squarcle touch		<b>Input</b>	150	200	240	250	Remote control
<b>Lighting</b>		<b>Noise level</b>	53	60	67	69	<b>Cod. 112.0327.007</b>
2 LED lights							ENERGY Remote blower kit
<b>Grease filter</b>							<b>Cod. 112.0185.276</b>
Cassettes dishwasher safe							FLL9 Charcoal filter Long Lasting
<b>Ø of air outlet</b>							
150 / 120 mm							
<b>Width</b>							
900 / 1200 mm							
<b>Energy class</b>							
A							





To be installed at a minimum distance from the hob of 53 cm.

# IN-NOVA TOUCH

IN-NOVA TOUCH X/BK A60 cod. 305.0611.152  
IN-NOVA TOUCH X/BK A90 cod. 305.0611.153  
IN-NOVA TOUCH X/BK A120 cod. 305.0611.154

IN-NOVA TOUCH X/WH A60 cod. 305.0611.157  
IN-NOVA TOUCH X/WH A90 cod. 305.0611.156  
IN-NOVA TOUCH X/WH A120 cod. 305.0611.155

SOUND PRO

REMOTE BLOWER  
(optional)

PERIMETER ASPIRATION


INTENSIVE SPEED

FILTER ALARM

REMOTE CONTROL  
(optional)

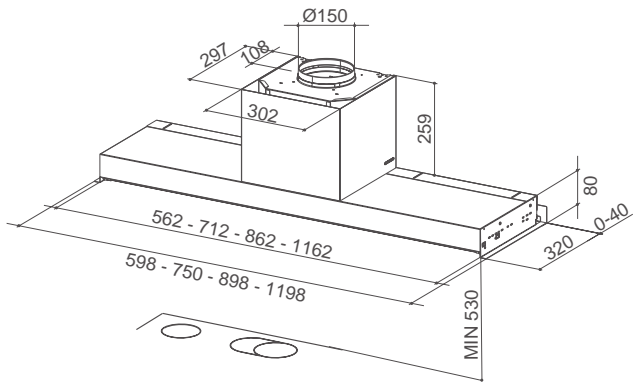
LED LIGHT

A  
ENERGY



Faber's touch controls are located at the front of the hood for instant access.

FEATURES		PERFORMANCE					ACCESSORIES
<b>Finish</b>	<ul style="list-style-type: none"><li>• Stainless steel / Black glass</li><li>• Stainless steel / White Glass</li></ul>	<b>Speed</b>	1	2	3	INT	<b>Cod. 112.0157.243</b>
<b>Controls</b>	Squarcle touch	<b>Air capacity IEC point</b>	250	390	570	670	F9 Charcoal filter
<b>Lighting</b>	2 LED lights	<b>Pressure</b>	450	540	570	580	<b>Cod. 112.0615.733</b>
<b>Grease filter</b>	Cassettes dishwasher safe	<b>Input</b>	150	200	240	250	Remote control
<b>Ø of air outlet</b>	150 / 120 mm	<b>Noise level</b>	53	60	67	69	<b>Cod. 112.0327.007</b>
<b>Width</b>	600 / 900 / 1200 mm						ENERGY Remote blower kit
<b>Energy class</b>	A						<b>Cod. 112.0185.276</b>
							FLL9 Charcoal filter Long Lasting
							<b>Cod. 112.0624.485</b>
							Kit filters stainless steel In-Nova 60
							<b>Cod. 122.0624.486</b>
							Kit filters stainless steel In-Nova 90
							<b>Cod. 112.0624.487</b>
							Kit filters stainless steel In-Nova 120



To be installed at a minimum distance from the hob of 53 cm.

# IN-NOVA PREMIUM

IN-NOVA PREMIUM WH M A60 cod. 305.0625.312  
IN-NOVA PREMIUM WH M A90 cod. 305.0625.311  
IN-NOVA PREMIUM WH M A120 cod. 305.0625.240  
IN-NOVA PREMIUM BK M A60 cod. 305.0625.239  
IN-NOVA PREMIUM BK M A90 cod. 305.0625.238  
IN-NOVA PREMIUM BK M A120 cod. 305.0625.237

IN-NOVA PREMIUM EV8+ X A60 cod. 110.0439.940  
IN-NOVA PREMIUM EV8+ X A75 cod. 305.0569.170  
IN-NOVA PREMIUM EV8+ X A90 cod. 110.0439.951  
IN-NOVA PREMIUM EV8+ X A120 cod. 110.0439.952

IN-NOVA PREMIUM X KL A60 cod. 305.0621.943 \*  
IN-NOVA PREMIUM X KL A90 cod. 305.0621.942 \*  
IN-NOVA PREMIUM X KL A120 cod. 305.0621.941 \*



(optional)

White

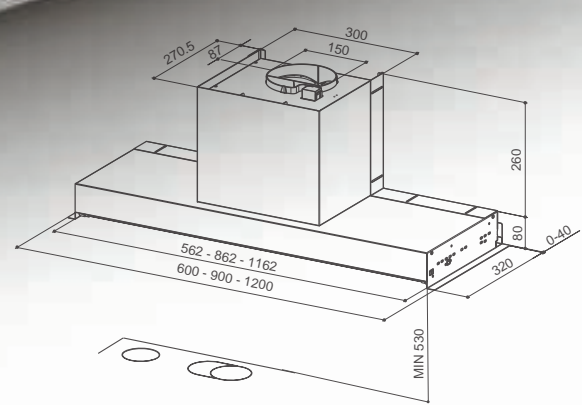
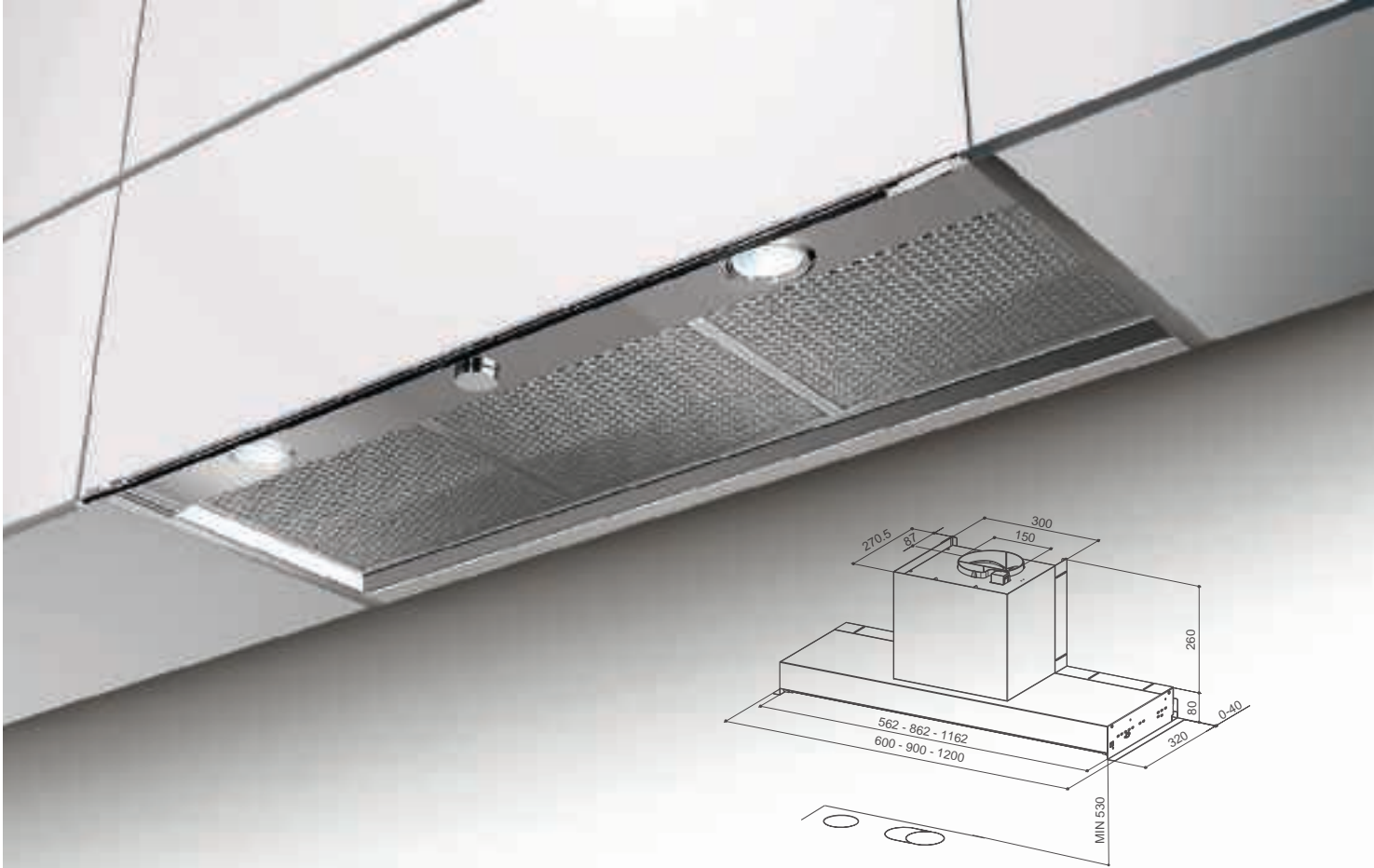
Black



FEATURES	PERFORMANCE					ACCESSORIES
<b>Finish</b> • Stainless steel / Glass • White matt / Glass • Black matt / Glass	<b>Speed</b>	1	2	3	INT	<b>Cod. 112.0157.243</b>
<b>Controls</b> Electronic SENSOR	<b>Air capacity IEC point</b>	250	390	570	670	F9 Charcoal filter
<b>Lighting</b> 2 LED lights	<b>Pressure</b>	450	540	570	580	<b>Cod. 112.0615.733</b>
<b>Grease filter</b> Cassettes dishwasher safe	<b>Input</b>	150	200	240	250	Remote control
<b>Ø of air outlet</b> 150 / 120 mm	<b>Noise level</b>	53	60	67	69	<b>Cod. 112.0327.007</b>
<b>Width</b> 600 / 750 / 900 / 1200 mm						ENERGY Remote blower kit
<b>Energy class</b> A						<b>Cod. 112.0185.276</b>
						FLL9 Charcoal filter Long Lasting
						<b>Cod. 112.0624.485</b>
						Kit filters stainless steel In-Nova 60
						<b>Cod. 122.0624.486</b>
						Kit filters stainless steel In-Nova 90
						<b>Cod. 112.0624.487</b>
						Kit filters stainless steel In-Nova 120

BUILT-IN  
BUILT UNDER  
TELESCOPIC





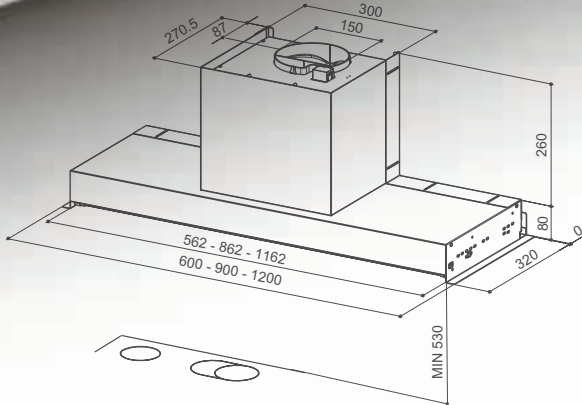
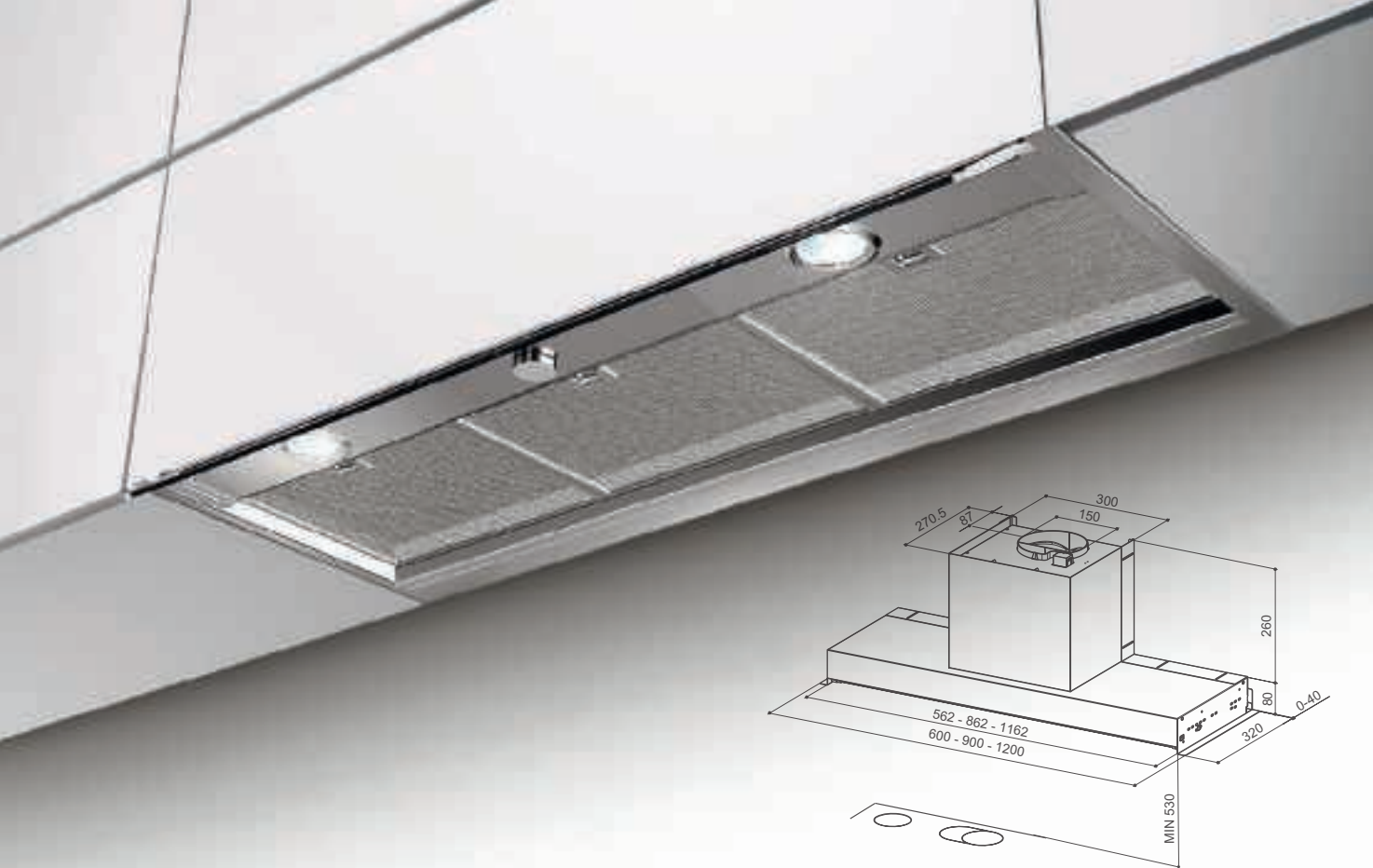
# IN-NOVA COMFORT

To be installed at a minimum distance from the hob of 53 cm.

IN-NOVA COMFORT EG6 X A60 cod. 110.0439.937  
IN-NOVA COMFORT EG6 X A90 cod. 110.0439.938  
IN-NOVA COMFORT EG6 X A120 cod. 110.0439.939



FEATURES	PERFORMANCE			ACCESSORIES	
<b>Finish</b>	<b>Speed</b>	1	2	3	<b>Cod. 112.0441.093</b>
• Stainless steel / Glass	<b>Air capacity IEC point</b>	250 380 570			F4-14B Charcoal filter
<b>Controls</b>	<b>Pressure</b>	230 370 500			<b>Cod. 112.0327.007</b>
Pull out Knob	<b>Input</b>	80	105	160	ENERGY Remote blower kit
<b>Lighting</b>	<b>Noise level</b>	47	56	65	
2 LED lights					
<b>Grease filter</b>					
Stainless steel cassettes dishwasher safe					
<b>Ø of air outlet</b>					
150 / 120 mm					
<b>Width</b>					
600 / 900 / 1200 mm					
<b>Energy class</b>					
C					



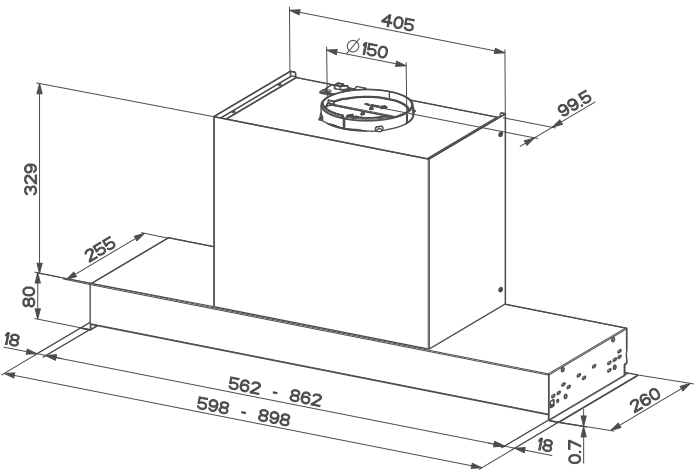
# IN-NOVA SMART

To be installed at a minimum distance from the hob of 53 cm.

IN-NOVA SMART X A60 cod. 305.0557.680  
IN-NOVA SMART X A90 cod. 305.0557.691  
IN-NOVA SMART X A120 cod. 305.0554.567




FEATURES	PERFORMANCE			ACCESSORIES	
<b>Finish</b>	<b>Speed</b>	1	2	3	<b>Cod. 112.0067.944</b>
• Stainless steel / Glass	<b>Air capacity IEC point</b>	200 260 360			F3 Charcoal filter
<b>Controls</b>	<b>Pressure</b>	220 270 290			<b>Cod. 112.0544.470</b>
Pull out Knob	<b>Input</b>	90	115	145	FLL3 Charcoal filter Long Lasting
<b>Lighting</b>	<b>Noise level</b>	57	62	68	
2 LED lights					
<b>Grease filter</b>					
Stainless steel cassettes dishwasher safe					
<b>Ø of air outlet</b>					
150 / 120 mm					
<b>Width</b>					
600 / 900 / 1200 mm					
<b>Energy class</b>					
D					




To be installed at a minimum distance from the hob of 53 cm.

# ULTRA SLIM


ULTRA SLIM X KL A60 cod. 305.0655.735  
ULTRA SLIM X KL A90 cod. 305.0655.737




FABER CLOUD




K-LINK




SOUND PRO




REMOTE BLOWER




INTENSIVE SPEED




FILTER ALARM



30  
DELAY 30



REMOTE CONTROL



LED LIGHT

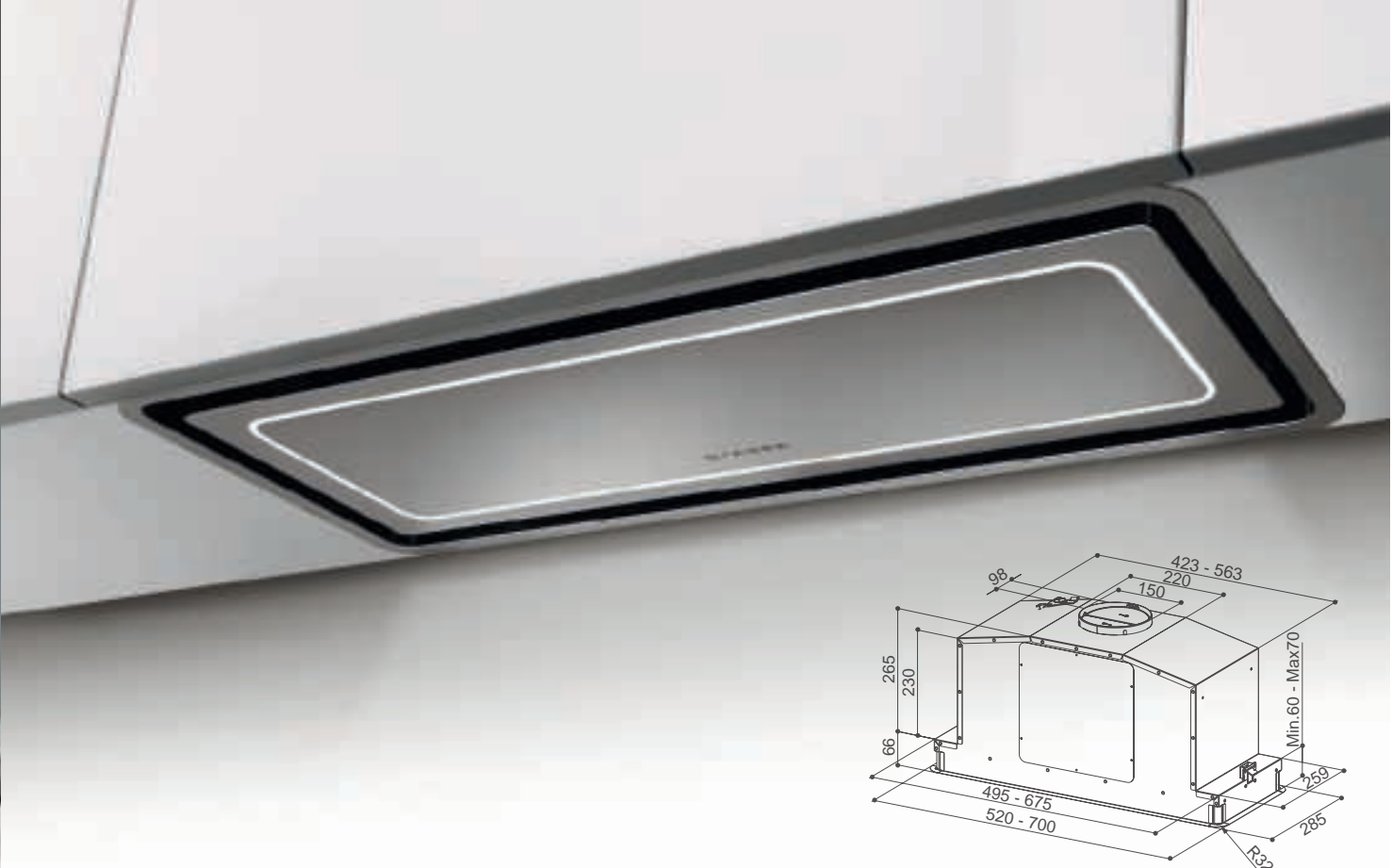
(optional)

(optional)

FEATURES		PERFORMANCE					ACCESSORIES
<b>Finish</b>		<b>Speed</b>	1	2	3	INT	<b>Cod. 112.0157.240</b>
• Stainless steel		<b>Air capacity IEC point</b>	315	490	635	730	F8 Charcoal filter
<b>Controls</b>		<b>Pressure</b>	340	440	490	500	<b>Cod. 112.0615.733</b>
Electronic SENSOR		<b>Input</b>	137	177	220	258	Remote control
<b>Lighting</b>		<b>Noise level</b>	53	62	69	72	<b>Cod. 112.0158.127</b>
2 LED lights							FHP8 Charcoal filter High Performance
<b>Grease filter</b>							<b>Cod. 112.0185.278</b>
Cassettes dishwasher safe							FLL8 Charcoal filter Long Lasting
<b>Ø of air outlet</b>							
150 / 120 mm							
<b>Width</b>							
600 / 900							
<b>Energy class</b>							
C							

BUILT-IN  
BUILT UNDER  
TELESCOPIC





# IN-LIGHT

IN-LIGHT EV8+ X KL A52 cod. 110.0456.213  
IN-LIGHT EV8+ X KL A70 cod. 110.0456.215  
IN-LIGHT EV8+ WH MATT KL A52 cod. 110.0456.216  
IN-LIGHT EV8+ WH MATT KL A70 cod. 110.0456.218  
IN-LIGHT BK MATT KL A52 cod. 305.0628.270  
IN-LIGHT BK MATT KL A70 cod. 305.0628.321

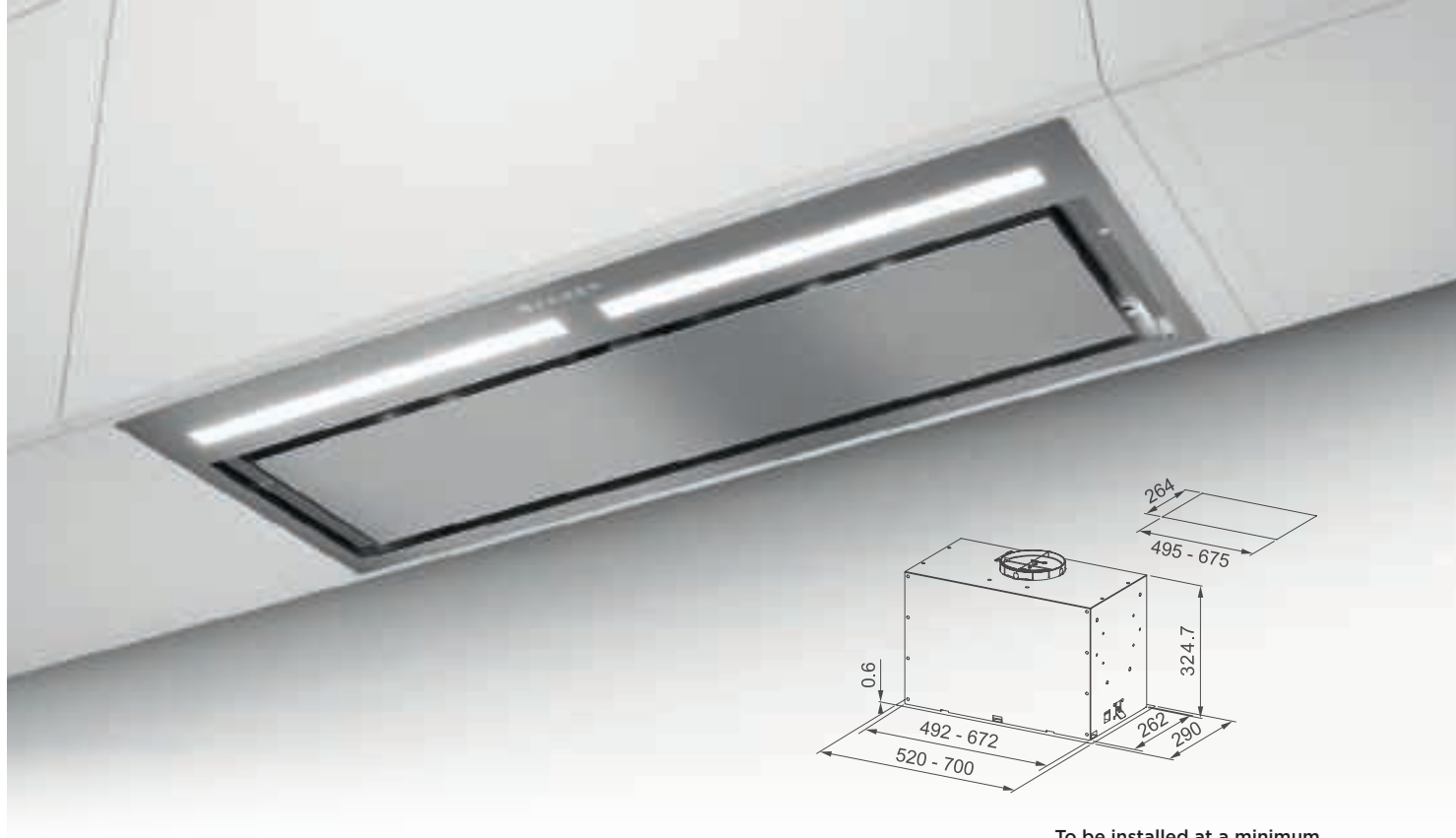


FEATURES	PERFORMANCE	ACCESSORIES
<b>Finish</b> • Stainless steel • White matt • Black matt	<b>Speed</b> 1 2 3 INT	<b>Cod. 112.0157.240</b>
<b>Controls</b> Electronic Led	<b>Air capacity IEC point</b> 260 390 560 710	F8 Charcoal filter
<b>Lighting</b> Perimeter LED light	<b>Pressure</b> 450 510 550 560	<b>Cod. 112.0158.127</b>
<b>Grease filter</b> Cassettes dishwasher safe	<b>Input</b> 150 200 240 250	FHP8 Charcoal filter High Performance
<b>Ø of air outlet</b> 150 / 120 mm	<b>Noise level</b> 54 58 64 69	<b>Cod. 112.0185.278</b>
<b>Width</b> 520 / 700 mm		FLL8 Charcoal filter Long Lasting
<b>Energy class</b> A		

Black matt



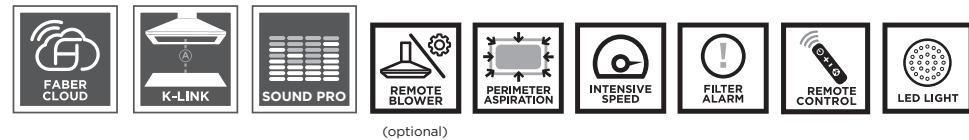




To be installed at a minimum distance from the hob of 53 cm.

# INKA LUX PREMIUM

INKA LUX PREMIUM BK MATT A52 KL cod. 305.0658.608  
INKA LUX PREMIUM BK MATT A70 KL cod. 305.0658.609  
INKA LUX PREMIUM X A52 KL cod. 305.0658.601  
INKA LUX PREMIUM X A70 KL cod. 305.0658.607



Black matt



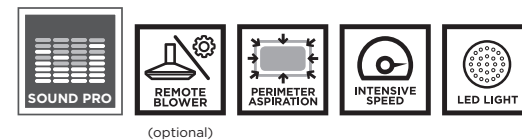
PREMIUM 520 mm					PREMIUM 700 mm						
FEATURES	PERFORMANCE				PERFORMANCE				ACCESSORIES		
<b>Finish</b>	<b>Speed</b>	1	2	3	INT	<b>Speed</b>	1	2	3	INT	<b>Cod. 112.0157.240</b>
• Stainless steel • Black matt	<b>Air capacity IEC point</b>	260	410	580	670	<b>Air capacity IEC point</b>	290	420	610	720	F8 Charcoal filter
<b>Controls</b>	<b>Pressure</b>	450	540	580	590	<b>Pressure</b>	460	550	590	600	<b>Cod. 112.0327.007</b>
Electronic	<b>Input</b>	150	200	240	250	<b>Input</b>	150	200	240	250	ENERGY Remote blower kit
<b>Lighting</b>	<b>Noise level</b>	54	59	66	69	<b>Noise level</b>	47	56	64	68	<b>Cod. 112.0158.127</b>
LED lights											FHP8 Charcoal fi lter High Performance
<b>Grease filter</b>											<b>Cod. 112.0185.278</b>
Cassettes dishwasher safe											FLL8 Charcoal filter Long Lasting
<b>Ø of air outlet</b>											
150 / 120 mm											
<b>Width</b>											
520 / 700 mm											
<b>Energy class</b>											
A (PREMIUM 700 mm) B											



To be installed at a minimum distance from the hob of 65 cm.

# INKA LUX

INKA LUX EVO WH MATT A52 cod. 305.0665.357  
INKA LUX EVO WH MATT A70 cod. 305.0665.358  
INKA LUX EVO BK MATT A52 cod. 305.0665.355  
INKA LUX EVO BK MATT A70 cod. 305.0665.356  
INKA LUX EVO X A52 cod. 305.0665.353  
INKA LUX EVO X A70 cod. 305.0665.354



White matt

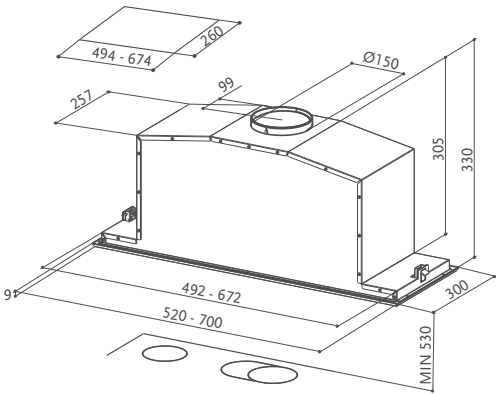


Black matt



	520 mm					700 mm					
FEATURES	PERFORMANCE					PERFORMANCE					ACCESSORIES
<b>Finish</b>	<b>Speed</b>	1	2	3	INT	<b>Speed</b>	1	2	3	INT	<b>Cod. 112.0157.240</b>
• Stainless steel • White matt • Black matt	<b>Air capacity IEC point</b>	280	430	550	620	<b>Air capacity IEC point</b>	290	450	580	670	F8 Charcoal filter
<b>Controls</b>	<b>Pressure</b>	390	470	530	540	<b>Pressure</b>	390	470	530	540	<b>Cod. 112.0327.007</b>
Electronic	<b>Input</b>	130	165	210	240	<b>Input</b>	130	165	210	250	ENERGY Remote blower kit
<b>Lighting</b>	<b>Noise level</b>	47	57	64	67	<b>Noise level</b>	47	57	65	66	<b>Cod. 112.0158.127</b>
LED ligh											FHP8 Charcoal fi lter High Performance
<b>Grease filter</b>											<b>Cod. 112.0185.278</b>
Cassettes dishwasher safe											FLL8 Charcoal filter Long Lasting
<b>Ø of air outlet</b>											
150 / 120 mm											
<b>Width</b>											
520 / 700 mm											
<b>Energy class</b>											
B											



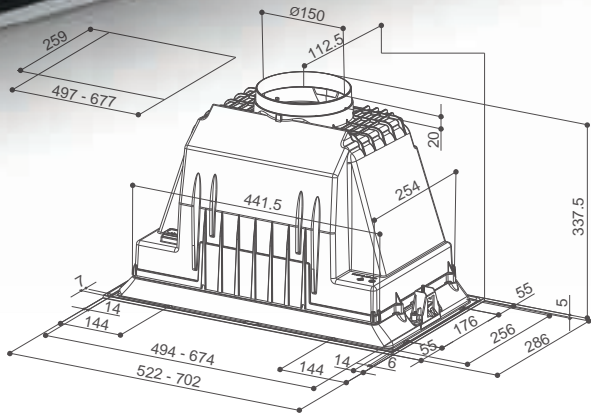
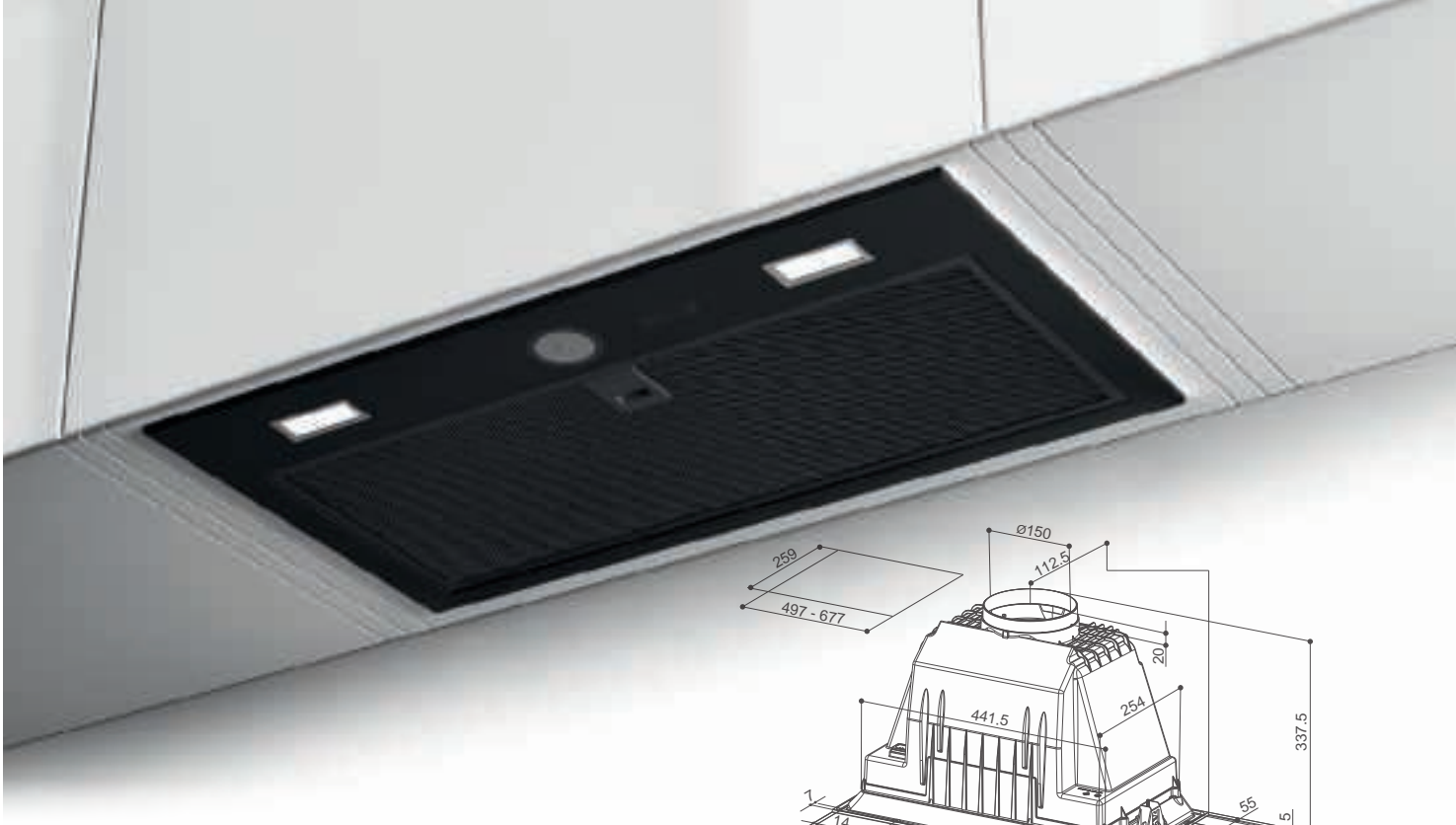


# INKA LUX SMART

INKA LUX SMART EV8 X A52 cod. 305.0604.603  
INKA LUX SMART EV8 X A70 cod. 305.0604.604



FEATURES	PERFORMANCE					ACCESSORIES
<b>Finish</b> • Stainless steel	<b>Speed</b>	1	2	3	BOOST	<b>Cod. 112.0157.240</b>
<b>Controls</b> Electromechanical	<b>Air capacity IEC point</b>	300	450	590	690	F8 Charcoal filter
<b>Lighting</b> 2 LED lights	<b>Pressure</b>	320	430	480	510	<b>Cod. 112.0158.127</b>
<b>Grease filter</b> Cassettes dishwasher safe	<b>Input</b>	130	165	210	250	FHP8 Charcoal filter High Performance
<b>Ø of air outlet</b> 150 / 120 mm	<b>Noise level</b>	49	59	65	68	<b>Cod. 112.0185.278</b>
<b>Width</b> 520 / 700 mm						FLL8 Charcoal filter Long Lasting
<b>Energy class</b> B						



To be installed at a minimum distance from the hob of 65 cm.

# INKA PLUS HCS

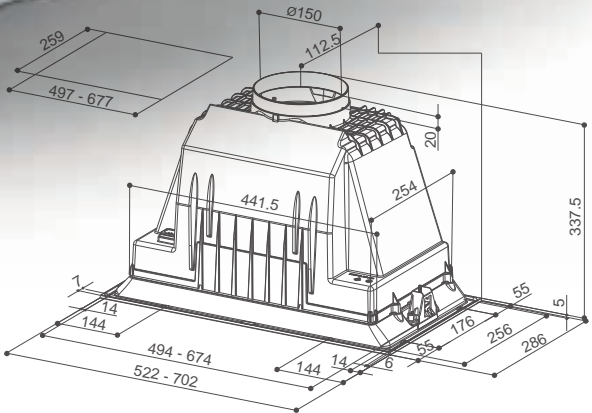
INKA PLUS HCS X A52 cod. 305.0602.049  
INKA PLUS HCS X A70 cod. 305.0602.050

INKA PLUS HCS BK A52 cod. 305.0628.322  
INKA PLUS HCS BK A70 cod. 305.0628.323



FEATURES	PERFORMANCE			ACCESSORIES	
<b>Finish</b>	<b>Speed</b>	1	2	3	<b>Cod. 112.0157.240</b>
• Stainless steel • Black	<b>Air capacity IEC point</b>	230 350 570			F8 Charcoal filter
<b>Controls</b>	<b>Pressure</b>	230 420 530			<b>Cod. 112.0158.127</b>
Electromechanical	<b>Input</b>	85	105	140	FHP8 Charcoal filter High Performance
<b>Lighting</b>	<b>Noise level</b>	45	53	62	<b>Cod. 112.0185.278</b>
2 LED lights					FLL8 Charcoal filter Long Lasting
<b>Grease filter</b>					
Cassettes dishwasher safe					
<b>Ø of air outlet</b>					
150 / 120 mm					
<b>Width</b>					
520 / 700 mm					
<b>Energy class</b>					
B					

Stainless steel



To be installed at a minimum distance from the hob of 65 cm.

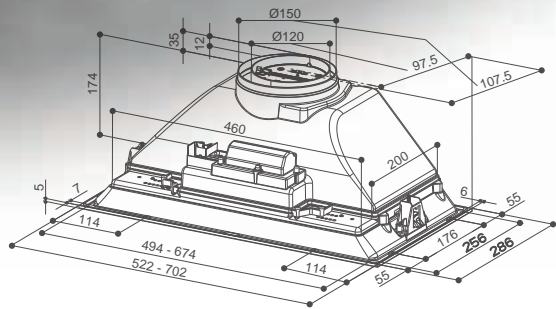
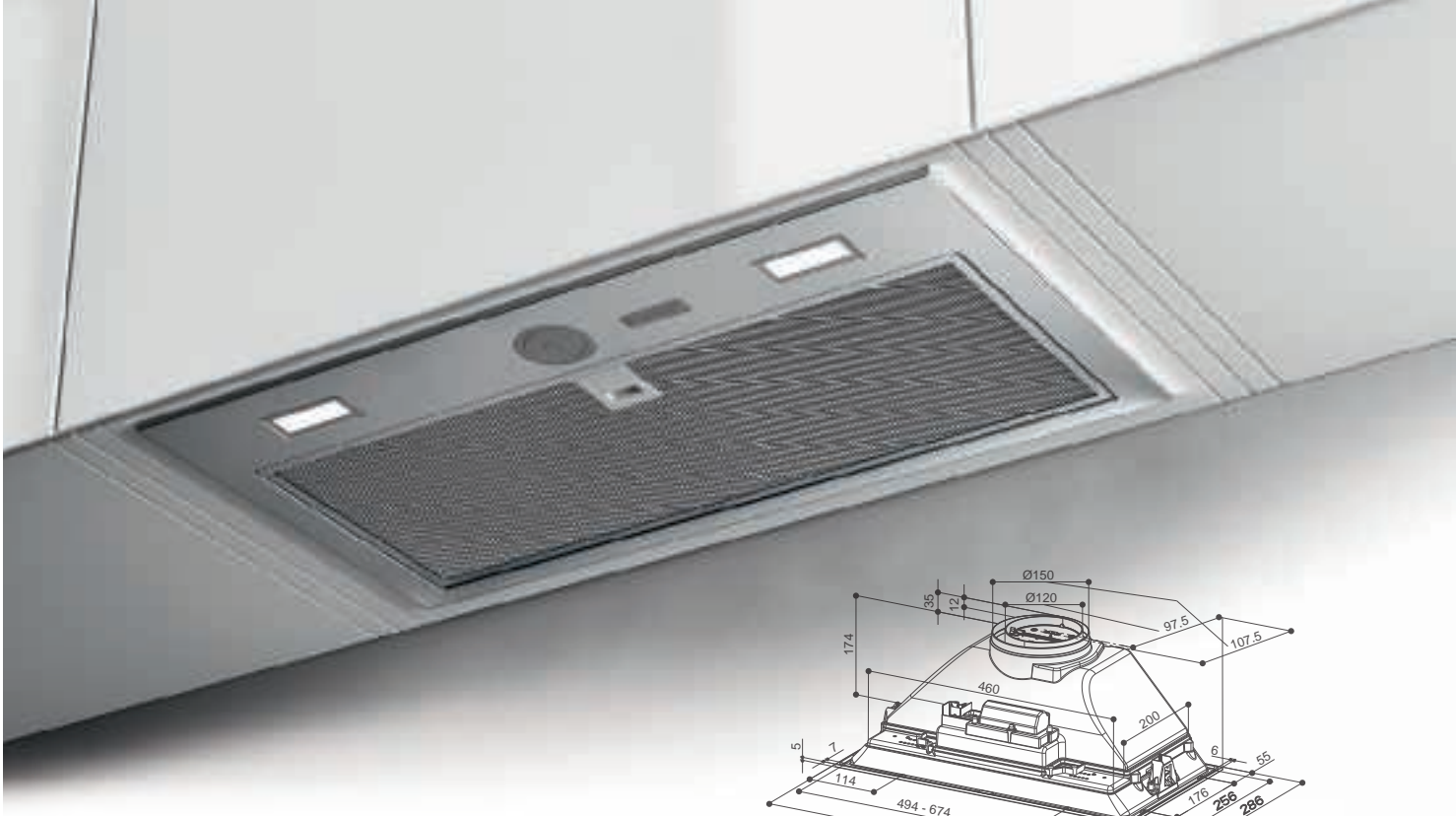
# INKA PLUS HC

INKA PLUS HC X A52 cod. 305.0602.047  
INKA PLUS HC X A70 cod. 305.0602.048



FEATURES	PERFORMANCE				ACCESSORIES
<b>Finish</b>	<b>Speed</b>	1	2	3	<b>Cod. 112.0157.240</b>
• Stainless steel	<b>Air capacity IEC point</b>	230 350 570			F8 Charcoal filter
<b>Controls</b>	<b>Pressure</b>	230 420 530			<b>Cod. 112.0158.127</b>
Electromechanical	<b>Input</b>	85	105	140	FHP8 Charcoal filter High Performance
<b>Lighting</b>	<b>Noise level</b>	45	53	62	<b>Cod. 112.0185.278</b>
2 LED lights					FLL8 Charcoal filter Long Lasting
<b>Grease filter</b>					
Cassettes dishwasher safe					
<b>Ø of air outlet</b>					
150 / 120 mm					
<b>Width</b>					
520 / 700 mm					
<b>Energy class</b>					
B					





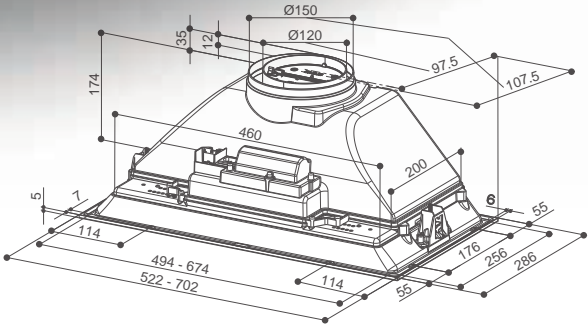
To be installed at a minimum distance from the hob of 65 cm.

# INKA SMART HCS (ICH)

INKA ICH SS A52 (I.SMART HCS) cod. 305.0599.323  
INKA ICH SS A70 (I.SMART HCS) cod. 305.0599.321



FEATURES	PERFORMANCE			ACCESSORIES	
<b>Finish</b> • Stainless steel	<b>Speed</b>	1	2	3	<b>Cod. 112.0556.527</b> F23 Charcoal filter
<b>Controls</b> Electromechanical	<b>Air capacity IEC point</b>	180	270	390	<b>Cod. 112.0556.528</b> FLL23 Charcoal filter Long Lasting
<b>Lighting</b> 2 LED lights	<b>Pressure</b>	220	240	260	
<b>Grease filter</b> Cassettes dishwasher safe	<b>Input</b>	80	90	110	
<b>Ø of air outlet</b> 150 / 120 mm	<b>Noise level</b>	54	62	70	
<b>Width</b> 520 / 700 mm					
<b>Energy class</b> B					



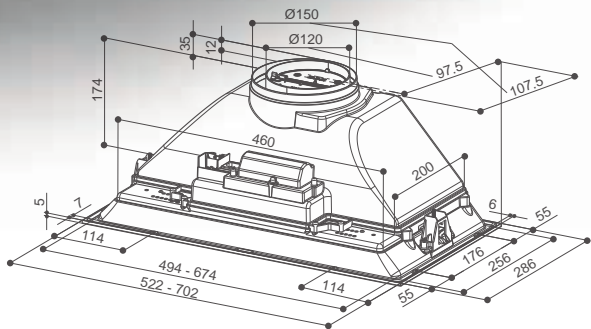
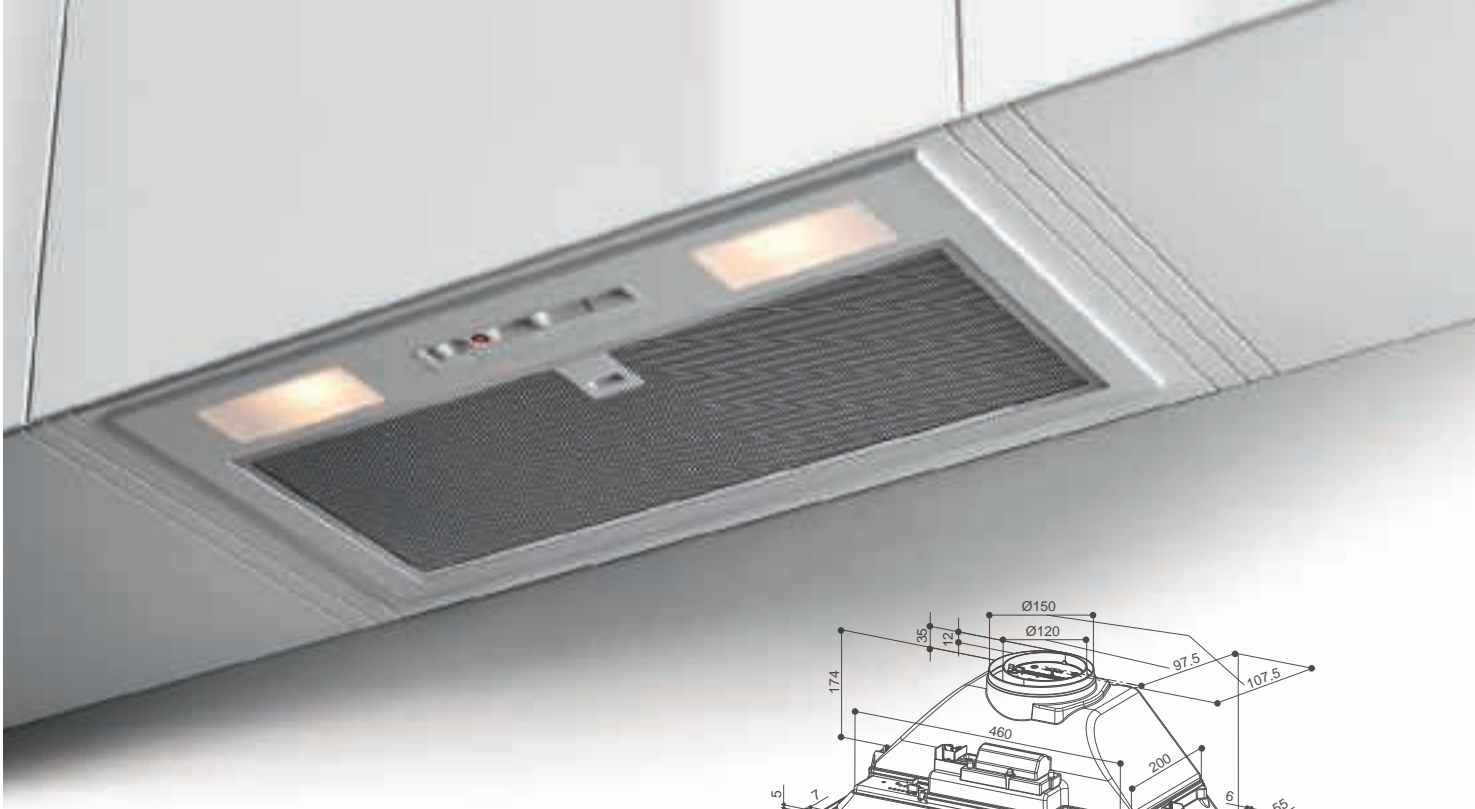
To be installed at a minimum distance from the hob of 65 cm.

# INKA SMART HC

INKA SMART HC X A52 cod. 305.0599.307  
INKA SMART HC X A70 cod. 305.0599.308



FEATURES	PERFORMANCE				ACCESSORIES
<b>Finish</b>	<b>Speed</b>	1	2	3	<b>Cod. 112.0556.527</b> F23 Charcoal filter
• Stainless steel	<b>Air capacity IEC point</b>	180	270	390	
<b>Controls</b>	<b>Pressure</b>	220	240	260	<b>Cod. 112.0556.528</b> FLL23 Charcoal filter Long Lasting
Electromechanical	<b>Input</b>	80	90	110	
<b>Lighting</b>	<b>Noise level</b>	54	62	70	
2 LED lights					
<b>Grease filter</b>					
Cassettes dishwasher safe					
<b>Ø of air outlet</b>					
150 / 120 mm					
<b>Width</b>					
520 / 700 mm					
<b>Energy class</b>					
B					



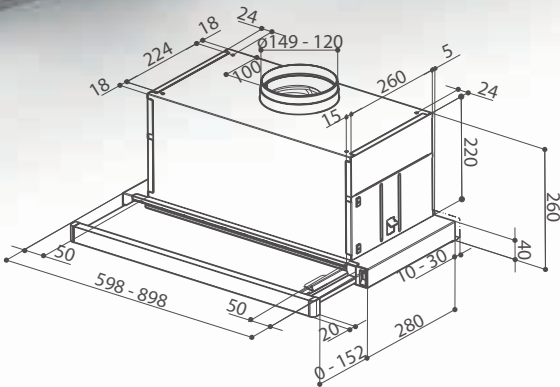
To be installed at a minimum distance from the hob of 65 cm.

# INKA SMART C

INKA SMART C LG A52 cod. 305.0599.305  
INKA SMART C LG A70 cod. 305.0599.306



FEATURES	PERFORMANCE				ACCESSORIES
<b>Finish</b>	Speed123				<b>Cod. 112.0556.527</b>
• Light grey					F23 Charcoal filter
<b>Controls</b>	<b>Air capacity IEC point</b> 160220335				<b>Cod. 112.0556.528</b>
Electromechanical	<b>Pressure</b> 230260280				FLL23 Charcoal filter Long Lasting
<b>Lighting</b>	<b>Input</b> 8095115				
2 LED lights	<b>Noise level</b> 545966				
<b>Grease filter</b>					
Cassettes dishwasher safe					
<b>Ø of air outlet</b>					
150 / 120 mm					
<b>Width</b>					
520 / 700 mm					
<b>Energy class</b>					
C					



To be installed at a minimum distance from the hob of 65 cm.

# MAXIMA TOUCH

MAXIMA NG TOUCH EV8 LED X A60 cod. 315.0635.146  
MAXIMA NG TOUCH EV8 LED X A90 cod. 315.0635.147

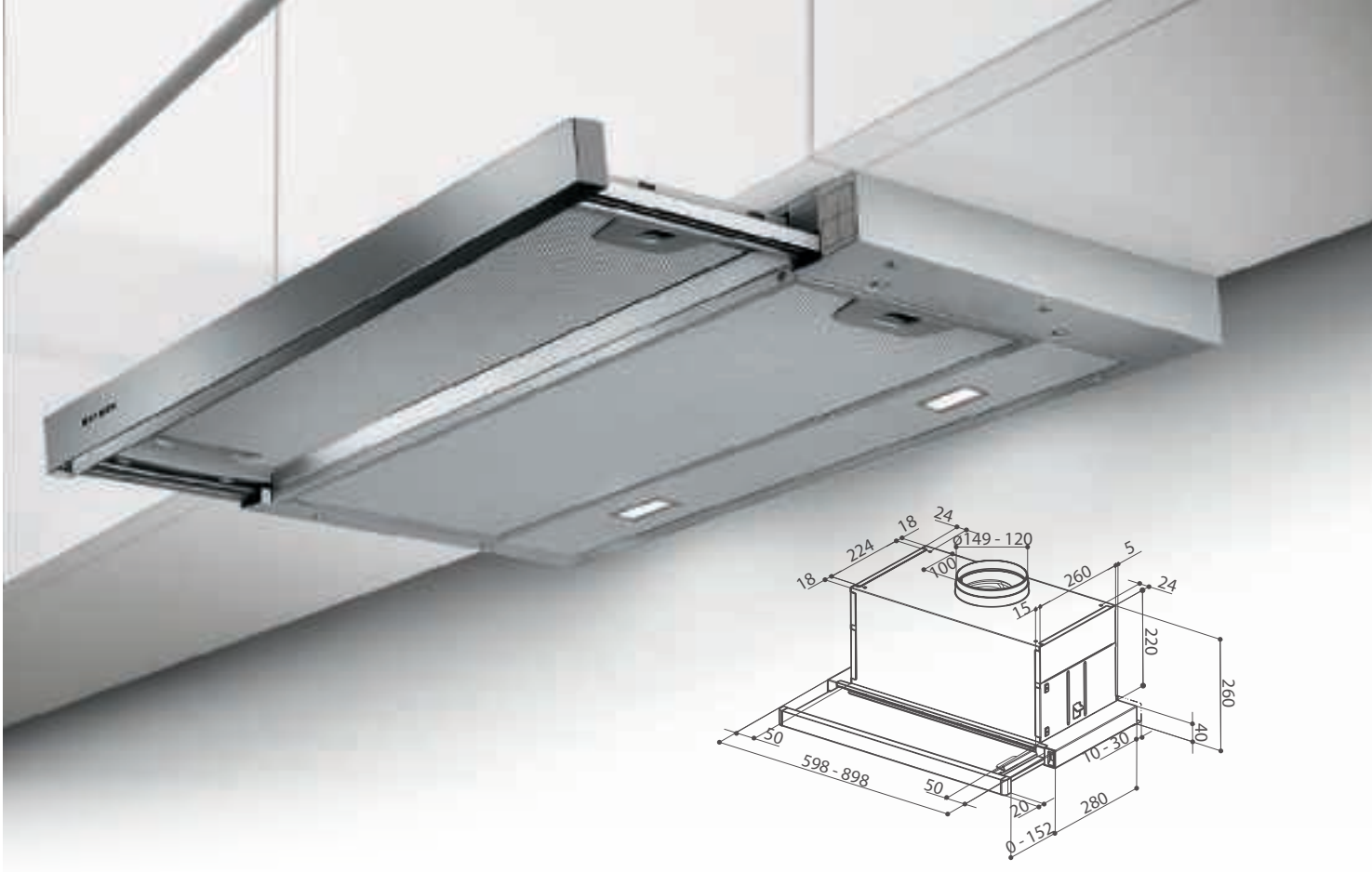


(optional)

FEATURES	PERFORMANCE					ACCESSORIES
<b>Finish</b>	Speed123INT					<b>Cod. 112.0157.240</b>
• Metal aluminium / Stainless steel handle	<b>Air capacity IEC point</b> 310470620740					F8 Charcoal filter
<b>Controls</b>	<b>Pressure</b> 390460500530					<b>Cod. 112.0327.007</b>
Touch control	<b>Input</b> 130165210250					ENERGY Remote blower kit
<b>Lighting</b>	<b>Noise level</b> 54596366					<b>Cod. 112.0158.127</b>
2 LED lights						FHP8 Charcoal filter High Performance
<b>Grease filter</b>						<b>Cod. 112.0185.278</b>
Cassettes dishwasher safe						FLL8 Charcoal filter Long Lasting
<b>Ø of air outlet</b>						
150 / 120 mm						
<b>Width</b>						
600 / 900 mm						
<b>Energy class</b>						
B						



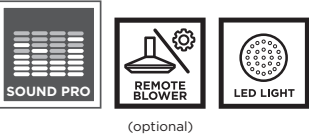




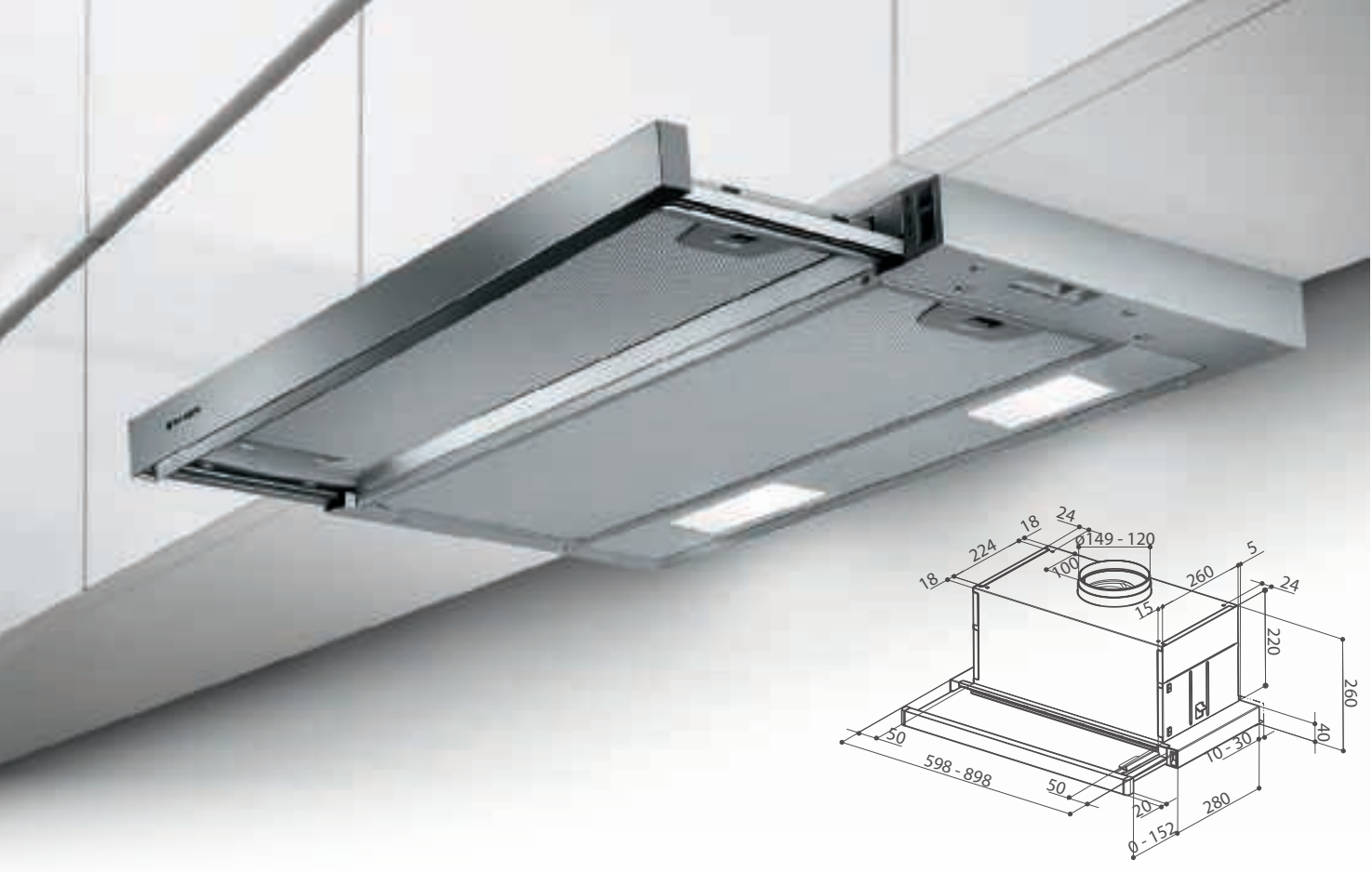
# MAXIMA EV8

MAXIMA NG EV8 LED AM/X A60 cod. 315.0635.144  
MAXIMA NG EV8 LED AM/X A90 cod. 315.0635.145

To be installed at a minimum distance from the hob of 65 cm.



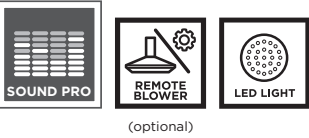
FEATURES	PERFORMANCE				ACCESSORIES
<b>Finish</b>	<b>Speed</b>	1	2	3	<b>Cod. 112.0157.240</b>
• Metal aluminium / Stainless steel handle	<b>Air capacity IEC point</b>	310	470	620	F8 Charcoal filter
<b>Controls</b>	<b>Pressure</b>	390	460	500	<b>Cod. 112.0327.007</b>
Push Buttons	<b>Input</b>	130	135	210	ENERGY Remote blower kit
<b>Lighting</b>	<b>Noise level</b>	54	59	63	<b>Cod. 112.0158.127</b>
2 LED lights					FHP8 Charcoal filter High Performance
<b>Grease filter</b>					<b>Cod. 112.0185.278</b>
Cassettes dishwasher safe					FLL8 Charcoal filter Long Lasting
<b>Ø of air outlet</b>					
150 / 120 mm					
<b>Width</b>					
600 / 900 mm					
<b>Energy class</b>					
B					



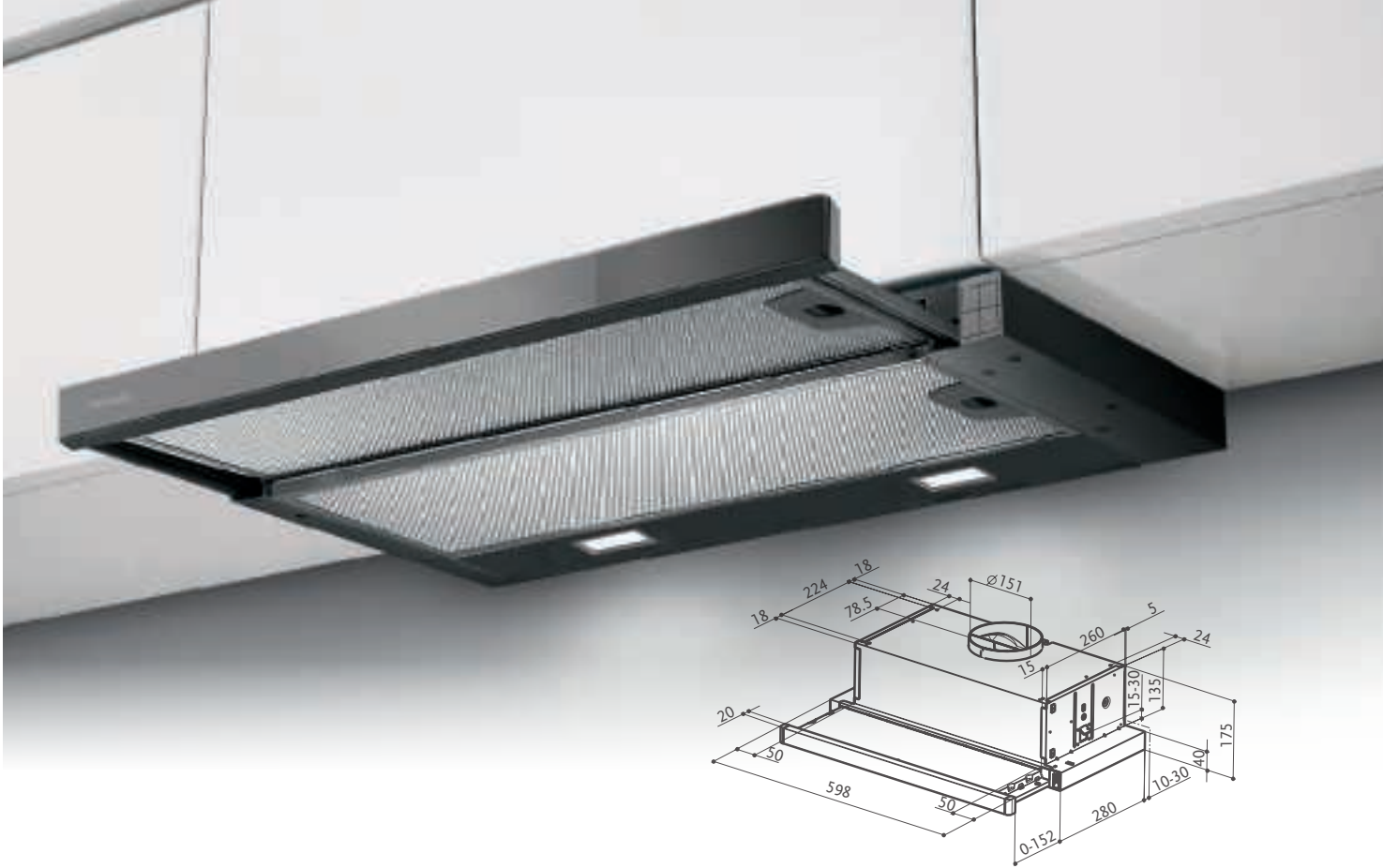
# MAXIMA ECO

MAXIMA NG ECO EV8 AM/X A60 cod. 315.0635.140  
MAXIMA NG ECO EV8 AM/X A90 cod. 315.0635.143  
MAXIMA NG ECO EV8 WH A60 cod. 315.0635.142  
MAXIMA NG ECO EV8 WH A90 cod. 315.0635.141

To be installed at a minimum distance from the hob of 65 cm.



FEATURES	PERFORMANCE			ACCESSORIES	
<b>Finish</b>	<b>Speed</b>	1	2	3	<b>Cod. 112.0157.240</b>
• Metal aluminium / Stainless steel handle • White	<b>Air capacity IEC point</b>	310	470	620	F8 Charcoal filter
<b>Controls</b>	<b>Pressure</b>	390	460	500	<b>Cod. 112.0327.007</b>
Electromechanical Slider	<b>Input</b>	130	165	210	ENERGY Remote blower kit
<b>Lighting</b>	<b>Noise level</b>	54	59	63	<b>Cod. 112.0158.127</b>
2 LED lights					FHP8 Charcoal filter High Performance
<b>Grease filter</b>					<b>Cod. 112.0185.278</b>
Cassettes dishwasher safe					FLL8 Charcoal filter Long Lasting
<b>Ø of air outlet</b>					
150 / 120 mm					
<b>Width</b>					
600 / 900 mm					
<b>Energy class</b>					
B					

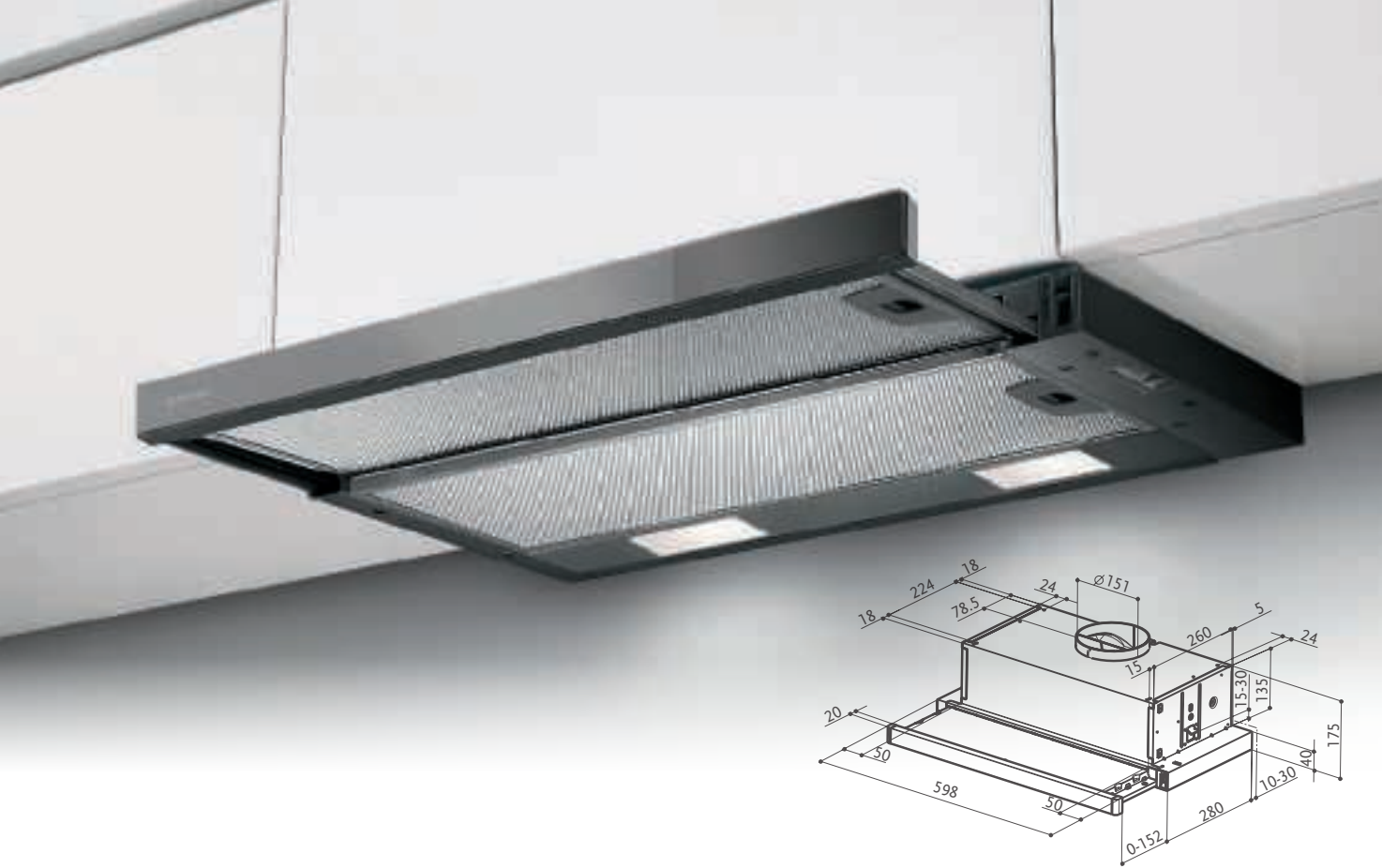


# FLEXA GLASS LUX

FLEXA NG GLASS LUX BK A60 cod. 315.0635.137  
FLEXA NG GLASS LUX WH A60 cod. 315.0635.138



FEATURES	PERFORMANCE				ACCESSORIES
<b>Finish</b>	<b>Speed</b>	1	2	3	<b>Cod. 112.0067.944</b>
<ul style="list-style-type: none"><li>• White / White glass handle</li><li>• Black / Black glass handle</li></ul>	<b>Air capacity IEC point</b>	220	320	420	F3 Charcoal filter
<b>Controls</b>	<b>Pressure</b>	180	200	220	<b>Cod. 112.0544.470</b>
Push buttons	<b>Input</b>	90	105	140	FLL3 Charcoal filter
<b>Lighting</b>	<b>Noise level</b>	57	66	69	Long Lasting
2 LED lights					
<b>Grease filter</b>					
Cassettes dishwasher safe					
<b>Ø of air outlet</b>					
150 / 120 mm					
<b>Width</b>					
600 mm					
<b>Energy class</b>					
D					



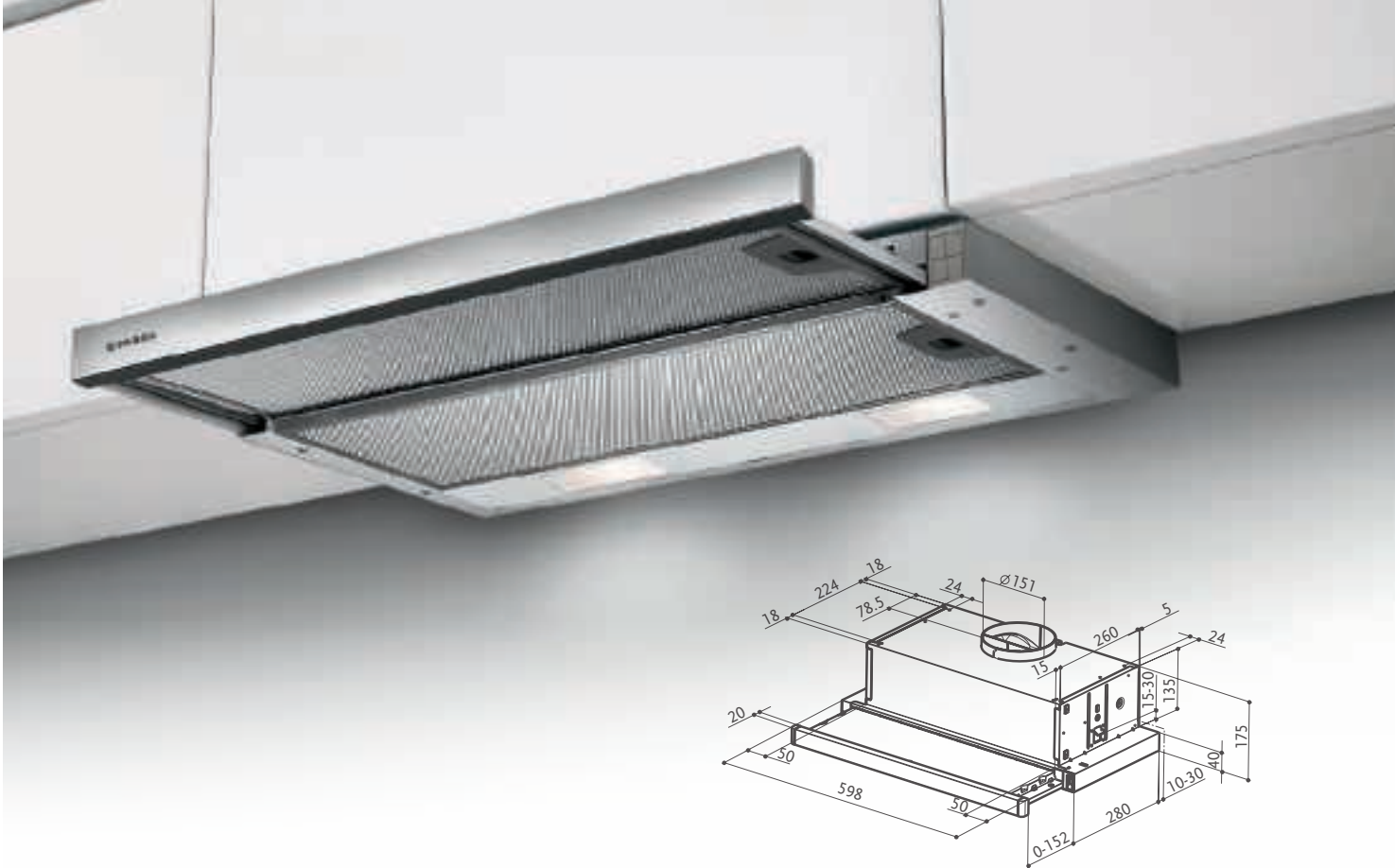
# FLEXA GLASS

FLEXA NG GLASS BK A60 cod. 315.0635.106  
FLEXA NG GLASS W A60 cod. 315.0635.107



FEATURES	PERFORMANCE				ACCESSORIES
<b>Finish</b> <div><div></div><div><ul style="list-style-type: none"><li>• White / White glass handle</li><li>• Black / Black glass handle</li></ul></div></div>	<b>Speed</b>	1	2	3	<b>Cod. 112.0067.944</b>
	<b>Air capacity IEC point</b>	180 220 310			F3 Charcoal filter
<b>Controls</b> <div><div></div><div>Electromechanical slider</div></div>	<b>Pressure</b>	230 250 260			<b>Cod. 112.0544.470</b>
	<b>Input</b>	85 100 125			FLL3 Charcoal filter
<b>Lighting</b> <div><div></div><div>2 LED lights</div></div>	<b>Noise level</b>	57 62 67			Long Lasting
<b>Grease filter</b> <div><div></div><div>Cassettes dishwasher safe</div></div>					
<b>Ø of air outlet</b> <div><div></div><div>150 / 120 mm</div></div>					
<b>Width</b> <div><div></div><div>600 mm</div></div>					
<b>Energy class</b> <div><div></div><div>D</div></div>					





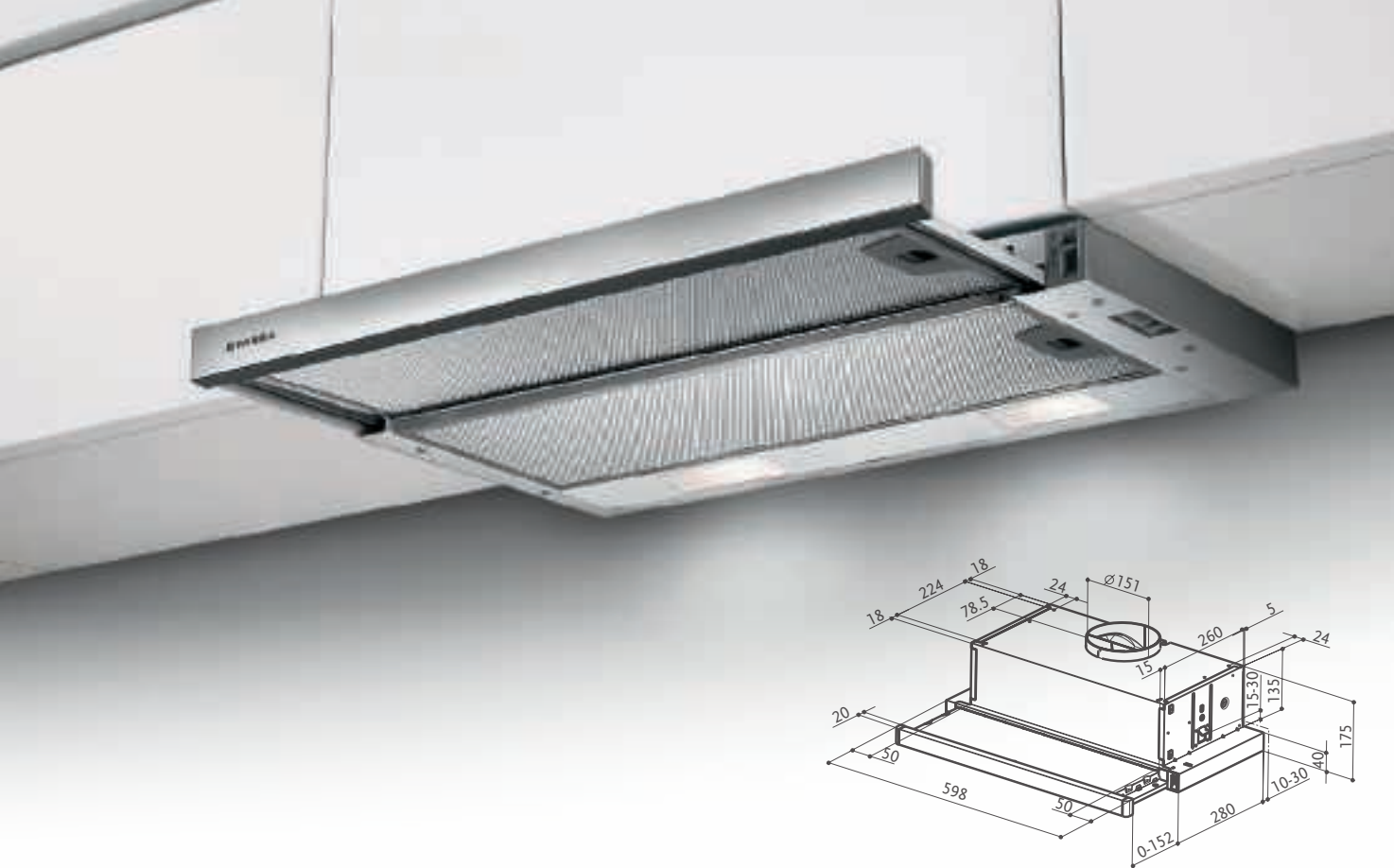
# FLEXA HIP

FLEXA NG HIP AM/X A50 cod. 315.0635.110  
FLEXA NG HIP AM/X A60 cod. 315.0635.133  
FLEXA NG HIP AM/X A90 cod. 315.0635.134  
FLEXA NG HIP W A50 cod. 315.0635.108

FLEXA NG HIP W A60 cod. 315.0635.132  
FLEXA NG HIP BK A50 cod. 315.0635.131  
FLEXA NG HIP BK A60 cod. 315.0635.109



FEATURES	PERFORMANCE			ACCESSORIES	
<b>Finish</b>	<b>Speed</b>	1	2	3	<b>Cod. 112.0067.944</b>
• Metal aluminium / Stainless steel handle	<b>Air capacity</b>				F3 Charcoal filter
• White	<b>IEC point</b>	220	320	420	
• Black	<b>Pressure</b>	180	200	220	<b>Cod. 112.0544.470</b>
<b>Controls</b>	<b>Input</b>	90	105	140	FLL3 Charcoal filter
Electromechanical	<b>Noise level</b>	57	65	69	Long Lasting
<b>Lighting</b>					
2 LED lights					
<b>Grease filter</b>					
Cassettes					
dishwasher safe					
<b>Ø of air outlet</b>					
150 / 120 mm					
<b>Width</b>					
500 / 600 / 900 mm					
<b>Energy class</b>					
D					

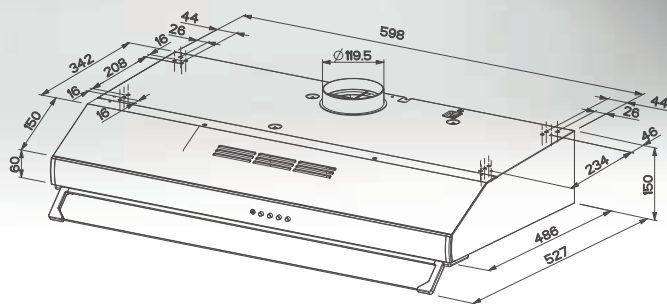
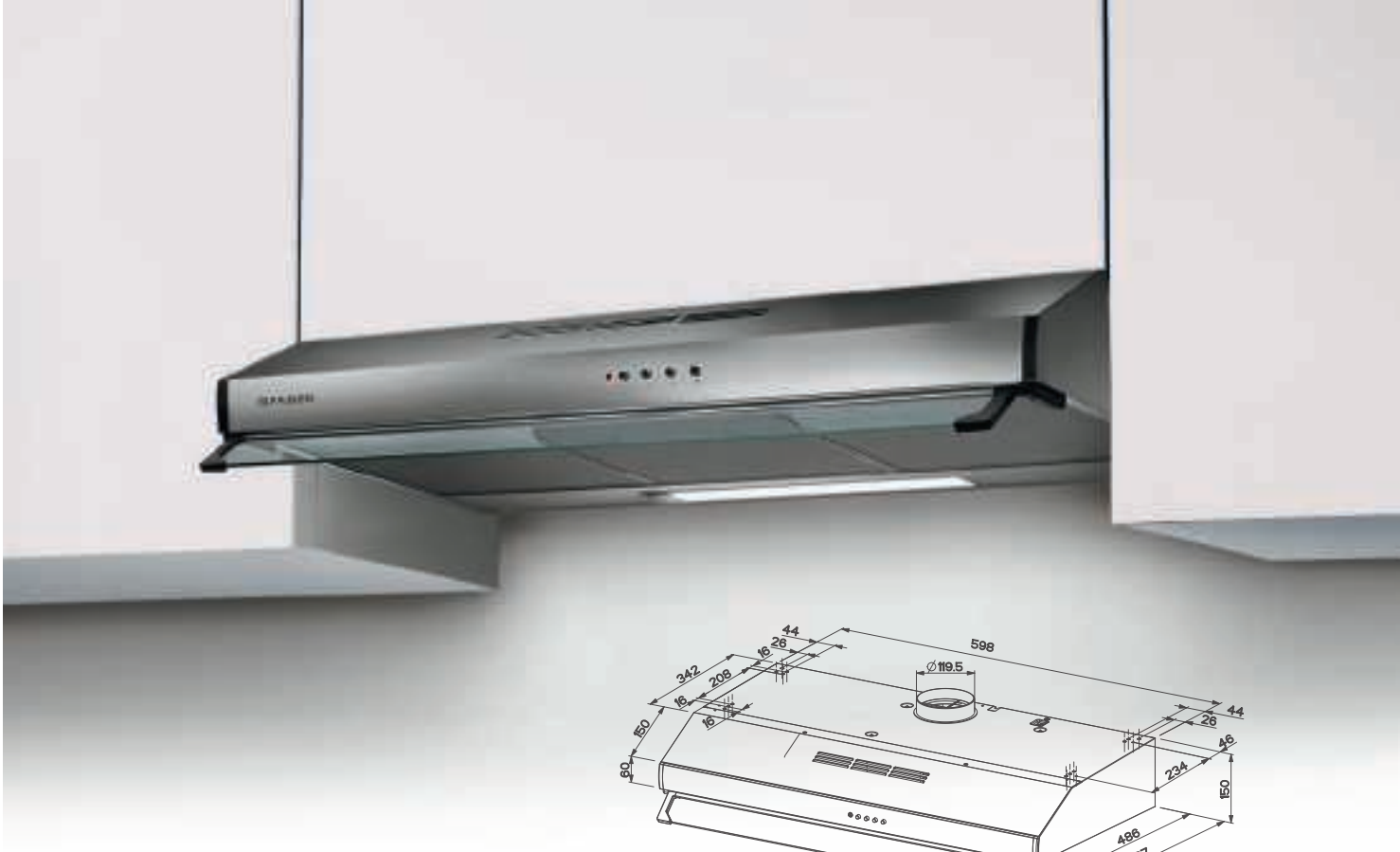


# FLEXA

FLEXA NG AM/X A50 cod. 315.0635.105  
FLEXA NG AM/X A60 cod. 315.0635.104  
FLEXA NG W/X A50 cod. 315.0635.103  
FLEXA NG W/X A60 cod. 315.0635.102



FEATURES	PERFORMANCE			ACCESSORIES	
<b>Finish</b>	<b>Speed</b>	1	2	3	<b>Cod. 112.0067.944</b>
• Metal aluminium / Stainless steel handle	<b>Air capacity</b>				F3 Charcoal filter
• White / Stainless steel handle	<b>IEC point</b>	220	300	350	
<b>Controls</b>	<b>Pressure</b>	260	280	290	<b>Cod. 112.0544.470</b>
Electromechanical	<b>Input</b>	100	125	138	FLL3 Charcoal filter
<b>Lighting</b>	<b>Noise level</b>	59	65	69	Long Lasting
2 LED lights					
<b>Grease filter</b>					
Cassettes					
dishwasher safe					
<b>Ø of air outlet</b>					
150 / 120 mm					
<b>Width</b>					
500 / 600 mm					
<b>Energy class</b>					
D					

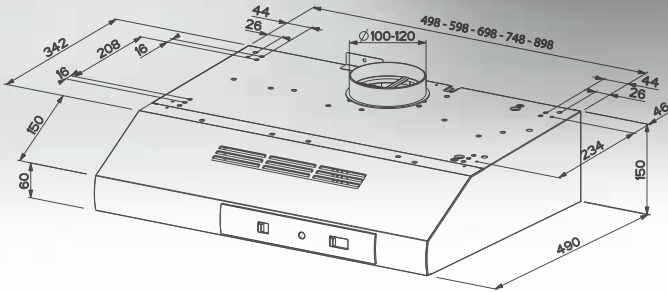


# 2740 PB

2740 PB SRM X A60 cod. 300.0557.569  
2740 PB SRM WH A60 cod. 300.0557.570



FEATURES	PERFORMANCE			ACCESSORIES	
<b>Finish</b>	<b>Speed</b>	1	2	3	<b>Cod. 112.0157.238</b>  F1 Charcoal filter
• Stainless steel • White	<b>Air capacity IEC point</b>	205	275	380	
<b>Controls</b>	<b>Pressure</b>	130	240	330	
Push Buttons	<b>Input</b>	155	175	230	
<b>Lighting</b>	<b>Noise level</b>	55	63	70	
2 LED lights					
<b>Grease filter</b>					
Cassettes dishwasher safe					
<b>Ø of air outlet</b>					
100 / 120 mm					
<b>Width</b>					
600 mm					
<b>Energy class</b>					
D					
<b>Blowers</b>					
2					



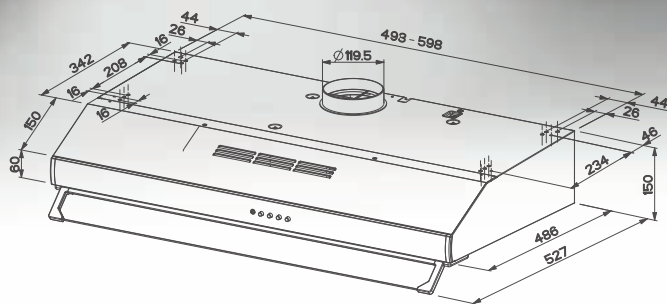
# 2740 BASE

2740 BASE X A60 cod. 300.0557.534  
2740 BASE X A90 cod. 300.0557.546  
2740 BASE WH A60 cod. 300.0557.535  
2740 BASE WH A70 cod. 300.0557.547  
2740 BASE WH A75 cod. 300.0557.549  
2740 BASE BR A60 cod. 300.0557.544  
2740 BASE BR A70 cod. 300.0557.548  
2740 BASE SRM BK A60 (F.M.) cod. 300.0557.536  
2740 BASE BR A75 cod. 300.0557.550



FEATURES	PERFORMANCE			ACCESSORIES	
<b>Finish</b>	<b>Speed</b>	1	2	3	<b>Cod. 112.0157.238</b>  F1 Charcoal filter
• Stainless steel • Brown • White	<b>Air capacity IEC point</b>	205	275	380	
<b>Controls</b>	<b>Pressure</b>	130	240	330	
Electromechanical	<b>Input</b>	155	175	230	
<b>Lighting</b>	<b>Noise level</b>	55	63	70	
2 LED lights					
<b>Grease filter</b>					
Synthetic					
<b>Ø of air outlet</b>					
100 / 120 mm					
<b>Width</b>					
600 / 700 / 750 / 900 mm.					
<b>Energy class</b>					
D					
<b>Blowers</b>					
2					





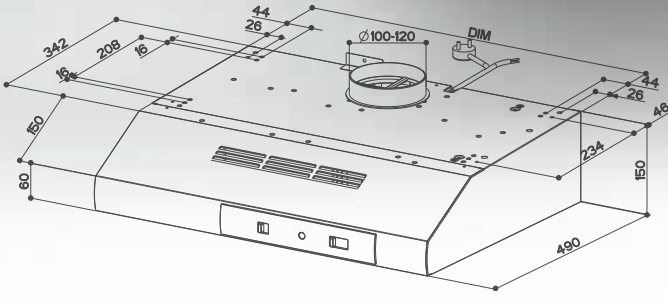
# 741 PB

741 PB W A50 cod. 300.05 57.512  
741 PB W A60 cod. 300.0557.513

741 PB X A50 cod. 300.0557.514  
741 PB X A60 cod. 300.0557.515



FEATURES	PERFORMANCE				ACCESSORIES
<b>Finish</b>	<b>Speed</b>	1	2	3	<b>Cod. 112.0157.238</b>  F1 Charcoal filter
• White • Black	<b>Air capacity IEC point</b>	135	200	295	
<b>Controls</b>	<b>Pressure</b>	110	230	320	
Push Buttons	<b>Input</b>	60	80	125	
<b>Lighting</b>	<b>Noise level</b>	56	64	69	
2 LED lights					
<b>Grease filter</b>					
Cassettes dishwasher safe					
<b>Ø of air outlet</b>					
100 / 120 mm					
<b>Width</b>					
500 / 600 mm.					
<b>Energy class</b>					
D					
<b>Blowers</b>					
1					



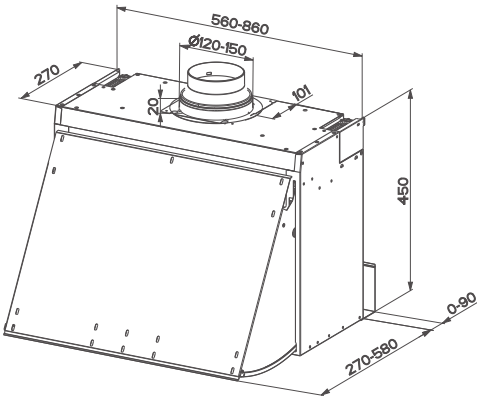
# 741 BASE

741 BASE W A50 cod. 300.0557.500  
741 BASE W A60 cod. 300.0557.477  
741 BASE W A90 cod. 300.0557.478  
741 BASE X A60 cod. 300.0557.479  
741 BASE X A50 cod. 300.0557.501

741 BASE X A 90 cod. 300.0557.480  
741 BASE BK A50 cod. 300.0557.496  
741 BASE BK A60 cod. 300.0557.497  
741 BASE BK A90 cod. 300.0557.498  
741 BASE BR A60 cod. 300.0557.499



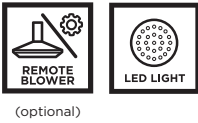
FEATURES	PERFORMANCE			ACCESSORIES	
<b>Finish</b>	<b>Speed</b>	1	2	3	<b>Cod. 112.0157.238</b>
• White • Black • Black body / stainless steel strip	<b>Air capacity IEC point</b>	135	200	295	F1 Charcoal filter
<b>Controls</b>	<b>Pressure</b>	110	230	320	<b>Cod. 112.0157.289</b>
Electromechanical Slider	<b>Input</b>	60	80	125	Synthetic filter kit
<b>Lighting</b>	<b>Noise level</b>	56	64	69	
2 LED lights					
<b>Grease filter</b>					
Synthetic					
<b>Ø of air outlet</b>					
100 / 120 mm					
<b>Width</b>					
500 / 600 / 900 mm.					
<b>Energy class</b>					
D					
<b>Blowers</b>					
1					



To be installed at a minimum distance from the hob of 53 cm.

# 106/45 PLUS

106/45 PLUS WHITE A60 cod. 310.0623.031  
106/45 PLUS BROWN A60 cod. 310.0623.032



(optional)

FEATURES	PERFORMANCE			ACCESSORIES	
<b>Finish</b>	<b>Speed</b>	1	2	3	<b>Cod. 112.0157.240</b>
• Light grey	<b>Air capacity IEC point</b>	240 320 440			F8 Charcoal filter
<b>Controls</b>	<b>Pressure</b>	150	190	210	<b>Cod. 112.0327.007</b>
Electromechanical	<b>Input</b>	85	95	115	ENERGY Remote blower kit
<b>Lighting</b>	<b>Noise level</b>	53	61	67	<b>Cod. 112.0158.127</b>
2 LED lights					FHP8 Charcoal filter High Performance
<b>Grease filter</b>					<b>Cod. 112.0185.278</b>
Cassettes dishwasher safe					FLL8 Charcoal filter Long Lasting
<b>Ø of air outlet</b>					
150 / 120 mm					
<b>Width</b>					
560 mm					
<b>Energy class</b>					
C					



# HOB

FBH32	327
FBH64	326
FCH64	325
FCH84	324
FCH95	322
FCH SLIM 94	323

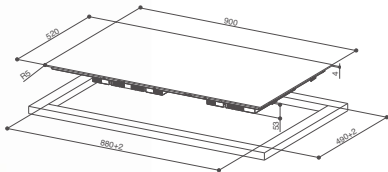




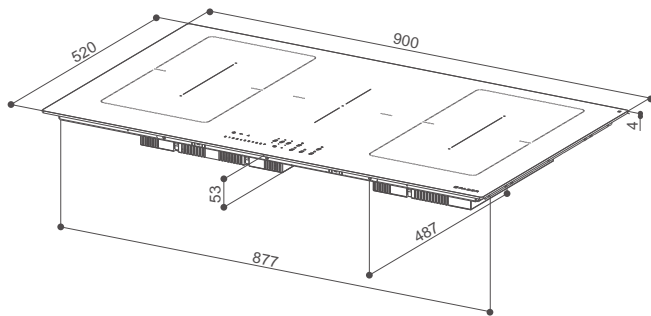
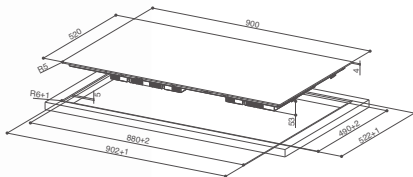




STANDARD INSTALLATION



FLUSH FIT INSTALLATION



# FCH95

FCH 95 BK KL cod. 108.0604.943



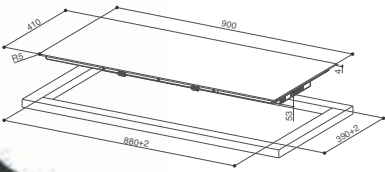
HOOD&HOB

FEATURES	FUNCTIONS		POWER COOKING ZONE		
<b>Finish</b> • Black glass	<b>K-Link* with hood</b>	Yes	<b>1 Cooking zone</b>	2100 W 3000 W Booster	210x190
<b>Product dimensions LxW (mm)</b> 900x520	<b>Bridge Cooking</b>	Yes (2 zones)	<b>2 Cooking zone</b>	2100 W 3000 W Booster	210x190
<b>Induction zone</b> 5	<b>Booster</b>	Yes	<b>3 Cooking zone</b>	2300 W 3000 W Booster	Ø 200
<b>Controls</b> Slider Touch 9 levels	<b>Child proof-lock</b>	Yes	<b>4 Cooking zone</b>	2100 W 3000 W Booster	210x190
<b>Power (W)</b> 7400	<b>Timer</b>	Yes	<b>5 Cooking zone</b>	2100 W 3000 W Booster	210x190
<b>Voltage (V)</b> 220/240	<b>Pause/Recall</b>	Yes			
<b>Frequency (HZ)</b> 50/60	<b>Overflow safety device</b>	Yes			
	<b>Automatic heat-up</b>	Yes			
	<b>Pot Detection</b>	Yes			
	<b>Residual Heat indication</b>	Yes			
	<b>Power Limitation</b>	2500w/ 3000w/ 3500w/ 4000w/ 5000w/ 6000w/ full			

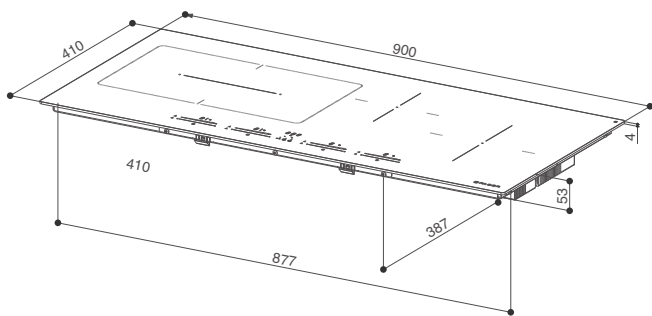
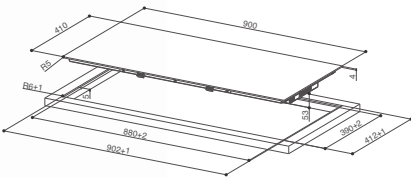
\*Requires a Faber hood with K-Link function



STANDARD INSTALLATION








FLUSH FIT INSTALLATION



# FCH SLIM 94

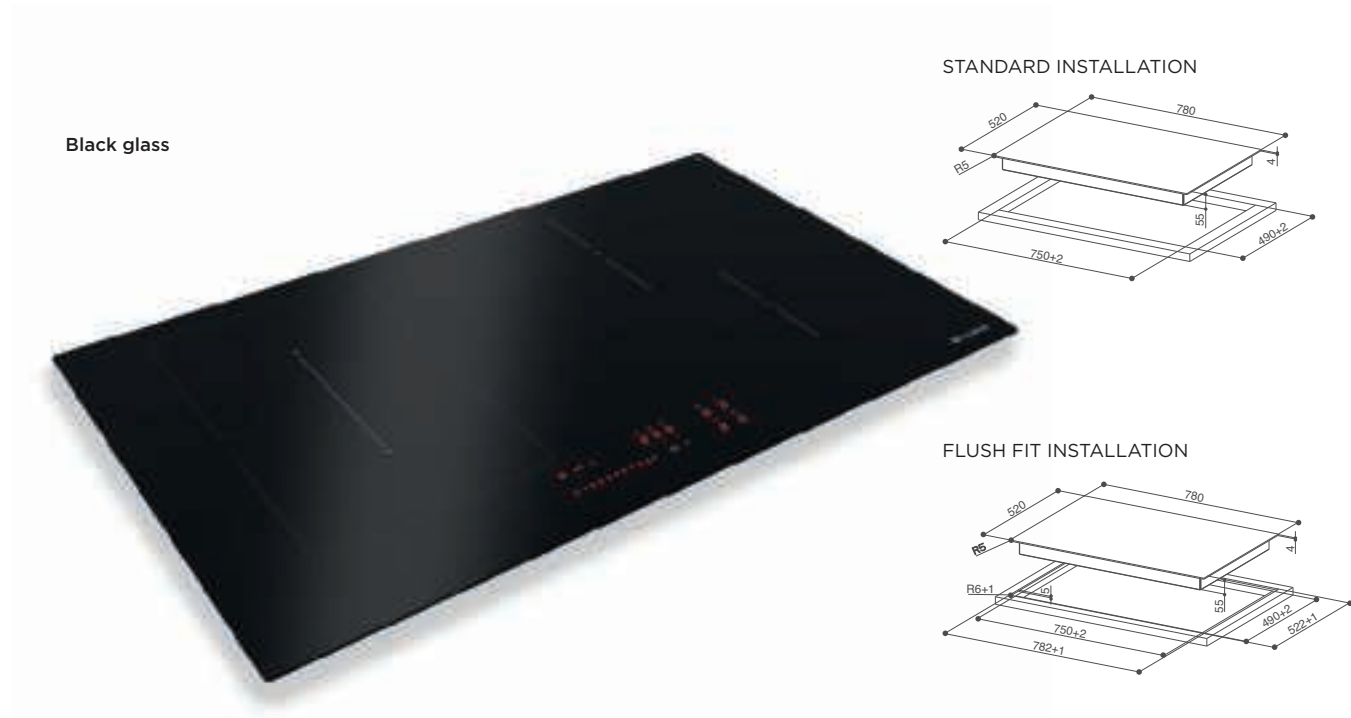
FCH SLIM 94 BK KL cod. 108.0604.942



HOOD&HOB

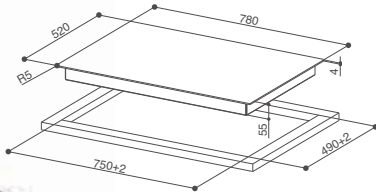
FEATURES	FUNCTIONS		POWER COOKING ZONE		
<b>Finish</b> • Black glass	<b>K-Link* with hood</b>	Yes	<b>1 Cooking zone</b>	2100 W 3000 W Booster	210x190
<b>Product dimensions LxW (mm)</b> 900x410	<b>Bridge Cooking</b>	Yes	<b>2 Cooking zone</b>	2100 W 3000 W Booster	210x190
<b>Induction zone</b> 4	<b>Booster</b>	Yes	<b>3 Cooking zone</b>	1400 W 2100 W Booster	Ø 160
<b>Controls</b> Multi-Slider Touch 9 levels	<b>Child proof-lock</b>	Yes	<b>4 Cooking zone</b>	2300 W 3000 W Booster	Ø 200
<b>Power (W)</b> 7400	<b>Timer</b>	Yes			
<b>Voltage (V)</b> 220/240	<b>Pause/Recall</b>	Yes			
<b>Frequency (HZ)</b> 50/60	<b>Overflow safety device</b>	Yes			
	<b>Automatic heat-up</b>	Yes			
	<b>Pot Detection</b>	Yes			
	<b>Residual Heat indication</b>	Yes			
	<b>Power Limitation</b>	2500w/ 3000w/ 3500w/ 4000w/ 5000w/ 6000w/ full			

\*Requires a Faber hood with K-Link function

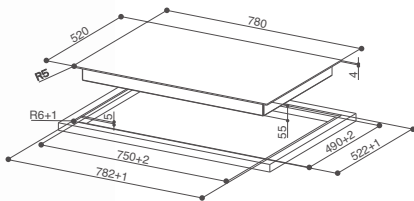


Black glass

STANDARD INSTALLATION



FLUSH FIT INSTALLATION

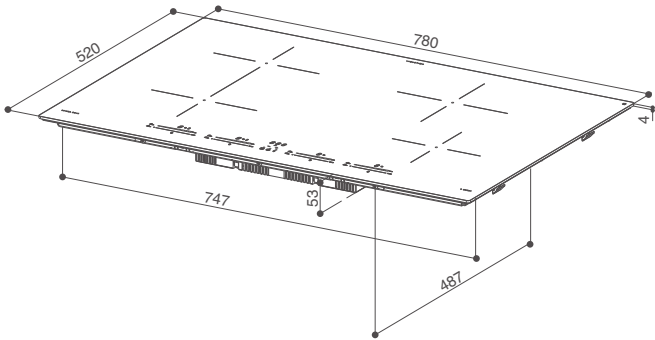


# FCH84

FCH 84 BK KL cod. 108.0604.935  
FCH 84 GR KL cod. 108.0604.936



HOOD&HOB



FEATURES	FUNCTIONS	POWER COOKING ZONE
<b>Finish</b> • Black glass • Grey glass	<b>K-Link* with hood</b> Yes	<b>1 Cooking zone</b> 2100 W 3000 W Booster 210x190
<b>Product dimensions LxW (mm)</b> 780x520	<b>Bridge Cooking</b> Yes	<b>2 Cooking zone</b> 2100 W 3000 W Booster 210x190
<b>Induction zone</b> 4	<b>Booster</b> Yes	<b>3 Cooking zone</b> 2300 W 3000 W Booster Ø 200
<b>Controls</b> Slider Touch 9 levels	<b>Child proof-lock</b> Yes	<b>4 Cooking zone</b> 1400 W 2100 W Booster Ø 160
<b>Power (W)</b> 7400	<b>Timer</b> Yes	
<b>Voltage (V)</b> 220/240	<b>Pause/Recall</b> Yes	
<b>Frequency (HZ)</b> 50/60	<b>Automatic heat-up</b> Yes	
	<b>Pot Detection</b> Yes	
	<b>Residual Heat indication</b> Yes	
	<b>Power Limitation</b> 2500w/ 3000w/ 3500w/ 4000w/ 5000w/ 6000w/ full	

Grey glass

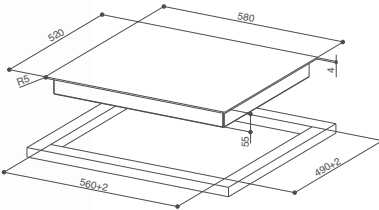


\*Requires a Faber hood with K-Link function

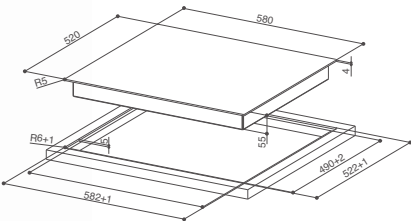


Black glass

STANDARD INSTALLATION



FLUSH FIT INSTALLATION

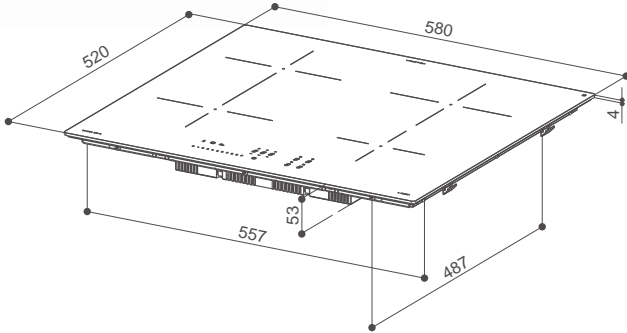


# FCH64

FCH 64 BK KL cod. 108.0604.933  
FCH 64 GR KL cod. 108.0604.934



HOOD&HOB



FEATURES	FUNCTIONS	POWER COOKING ZONE
<b>Finish</b> • Black glass • Grey glass	<b>K-Link* with hood</b> Yes	<b>1 Cooking zone</b> 2100 W 3000 W Booster 210x190
<b>Product dimensions LxW (mm)</b> 580x520	<b>Bridge Cooking</b> Yes	<b>2 Cooking zone</b> 2100 W 3000 W Booster 210x190
<b>Induction zone</b> 4	<b>Booster</b> Yes	<b>3 Cooking zone</b> 2300 W 3000 W Booster Ø 200
<b>Controls</b> Slider Touch control	<b>Child proof-lock</b> Yes	<b>4 Cooking zone</b> 1400 W 1850 W Booster Ø 145
<b>Power (W)</b> 7400	<b>Timer</b> Yes	
<b>Voltage (V)</b> 220/240	<b>Pause/Recall</b> Yes	
<b>Frequency (HZ)</b> 50/60	<b>Automatic heat-up</b> Yes	
	<b>Overflow safety device</b> Yes	
	<b>Pot Detection</b> Yes	
	<b>Power Limitation Residual</b> Yes	
	<b>Power Limitation</b> 2500w/ 3000w/ 3500w/ 4000w/ 5000w/ 6000w/ full	

Grey glass

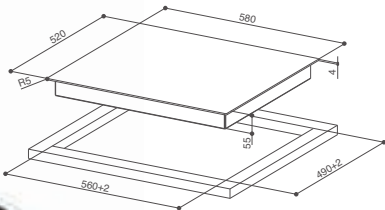


\*Requires a Faber hood with K-Link function

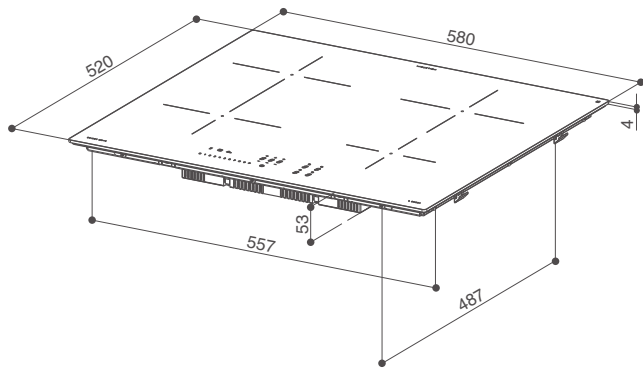
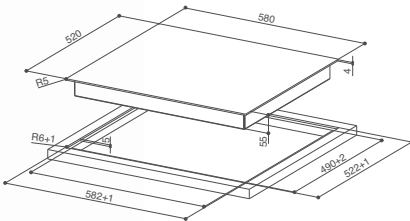




STANDARD INSTALLATION



FLUSH FIT INSTALLATION




# FBH64

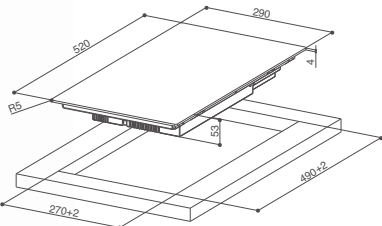
FBH 64 BK FFI cod. 108.0604.932



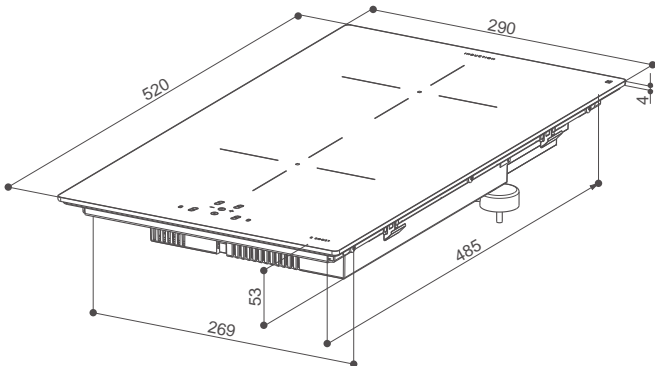
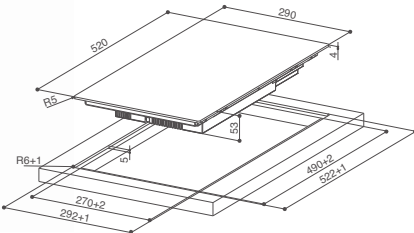
FEATURES	FUNCTIONS		POWER COOKING ZONE		
<b>Finish</b> • Black glass	<b>K-Link with hood</b>	No	<b>1 Cooking zone</b>	1400 W 2100 W Booster	Ø 160
<b>Product dimensions LxW (mm)</b> 580x520	<b>Bridge Cooking</b>	No	<b>2 Cooking zone</b>	1400 W 2100 W Booster	Ø 160
<b>Induction zone</b> 4	<b>Booster</b>	Yes	<b>3 Cooking zone</b>	2300 W 3000 W Booster	Ø 200
<b>Controls</b> Touch 9 levels	<b>Child proof-lock</b>	Yes	<b>4 Cooking zone</b>	1400 W 1850 W Booster	Ø 145
<b>Power (W)</b> 7400	<b>Timer</b>	Yes			
<b>Voltage (V)</b> 220/240	<b>Pause/Recall</b>	No			
<b>Frequency (HZ)</b> 50/60	<b>Overflow safety device</b>	Yes			
	<b>Automatic heat-up</b>	No			
	<b>Pot Detection</b>	Yes			
	<b>Residual Heat indication</b>	Yes			
	<b>Power Limitation</b>	2500w/ 3000w/ 3500w/ 4000w/ 5000w/ 6000w/ full			



STANDARD INSTALLATION



FLUSH FIT INSTALLATION



# FBH32

FBH 32 BK FFI cod. 108.0604.931

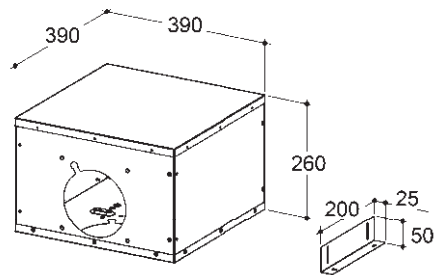


FEATURES	FUNCTIONS		POWER COOKING ZONE		
<b>Finish</b> • Black glass	<b>K-Link with hood</b>	No	<b>1 Cooking zone</b>	1400 W 2100 W Booster	Ø 160
<b>Product dimensions LxW (mm)</b> 290x520	<b>Bridge Cooking</b>	No	<b>2 Cooking zone</b>	1400 W 2100 W Booster	Ø 160
<b>Induction zone</b> 2	<b>Booster</b>	Yes			
<b>Controls</b> Touch 9 levels	<b>Child proof-lock</b>	Yes			
<b>Power (W)</b> 3700	<b>Timer</b>	Yes			
<b>Voltage (V)</b> 220/240	<b>Pause/Recall</b>	No			
<b>Frequency (HZ)</b> 50/60	<b>Overflow safety device</b>	Yes			
	<b>Automatic heat-up</b>	No			
	<b>Pot Detection</b>	Yes			
	<b>Residual Heat indication</b>	Yes			
	<b>Power Limitation</b>	1500W/ 2000W/ 2500W/ 3000W/ 3500W/ full			

# ACCESSORIES



REMOTE BLOWER KIT



REMOTE ASPIRATION KIT ENERGY  
cod. 112.0327.007

- Bella Silence

- Bella Silence Island

- BI-Air

- C-Air

- Chloè XL

- Cylindra

- Cylindra Gloss Plus

- Cylindra Island

- Cylindra Island Gloss Plus

- Cubia Plus

- Cubia Island Plus

- Cubia Island Gloss Plus

- Daisy Plus

- Eclipse
- Glassy Island

- Hava

- Heaven Air

- Heaven 2.0

- Heaven Glass 2.0

- Inka Lux

- In-Nova Air

- In-Nova Comfort

- In-Nova Premium

- In-Nova Touch

- Nice

- Maxima Touch

- Premio Corner/SP

- Ray

- Synthesis
- Solaris

- Stilo Comfort

- Stilo Comfort Island

- Stilo Glass Smart

- Stilo Glass Smart Island

- Stilo Smart

- T-Dark

- Tender

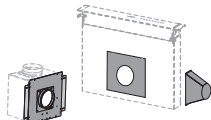
- Thea

- Ultra Slim

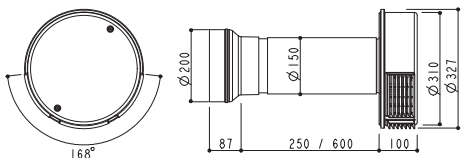
- Tratto Island

REMOTE ASPIRATION KIT FABULA  
cod. 112.0327.008

- Fabula Plus



REMOTE EXTERNAL



Performance Air capacity  
IEC point  
INT 750 m³ / h



Color CREAM  
net weight 7 kg

MISTRAL OUTDOOR  
cod. 110.0365.067

CEILING



Heaven Glass 2.0

HEAVEN GLASS 2.0 WH 90 RB  
cod. 110.0360.434

BUILT-IN DESIGN



Fabula

FABULA BK 90 RB  
cod. 110.0360.581

WALL



Ray

RAY X/V 90 RB  
cod. 110.0360.512

ISLAND



Stilo Island

STILO ISLAND X 90 RB  
cod. 110.0360.352  
STILO ISLAND X 120 RB  
cod. 110.0360.353

CHIMNEYS

UPPER  
KIT ALTO H990 X cod. 112.0157.252

- Nice

- Ray

- Bella Silence
- Stilo Comfort

- Stilo Smart

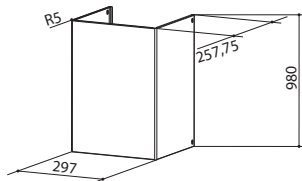
- Stilo Glass Smart

UPPER  
KIT CHIMNEY SUP.ALTO BK MATT H990 cod. 112.0621.232

- Stilo Comfort BK

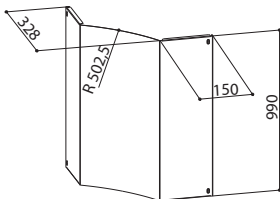
UPPER  
KIT CHIMNEY SUP.ALTO WH MATT H990 cod. 112.0623.756

- Stilo Comfort WH



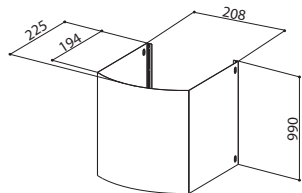
UPPER  
KIT SOLARIS H990 X cod. 112.0157.261

- Solaris



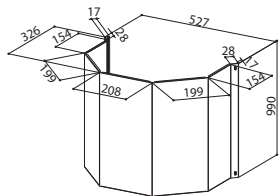
UPPER  
KIT TENDER H990 X cod. 112.0157.262

- Tender



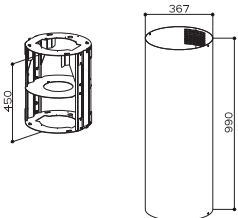
UPPER  
KIT PREMIO CORNER H990 X cod. 112.0157.263

- Premio Corner/SP



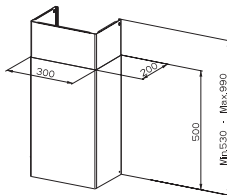
UPPER  
KIT ISLAND H990 D370 WH cod. 112.0286.014

- Cylindra Island



KIT A500+A500 BK cod. 112.0250.290

- Cocktail BK



KIT CHIMNEY ISLAND H450-590 CAST IRON  
cod. 112.0516.426

- Chloè XL Island

KIT CHIMNEY ISLAND H450-590 COUNTRY GREY MATT  
cod. 112.0516.427

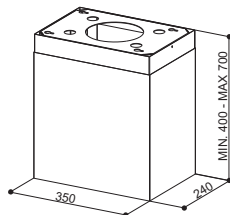
- Chloè XL Island

KIT CHIMNEY ISLAND H450-590 WHITE MATT  
cod. 112.0516.428

- Thea Island

KIT CHIMNEY ISLAND H450-590 DARK GREY MATT  
cod. 112.0516.430

- Thea Island



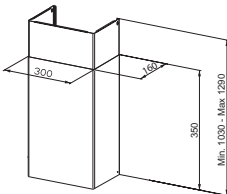
KIT CHIMNEY 300X160 H990 BK cod. 112.0569.164

KIT CHIMNEY 300X160 H990 WH cod. 112.0569.163

- Glam Fit

- Glam Fit Zero Drip Plus

- Soft Slim



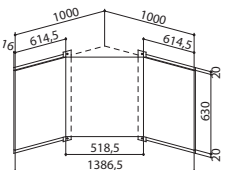
SPLASHBACKS AND CORNER ADAPTER

CORNER  
cod. 112.0157.273

- Premio Corner/SP A100

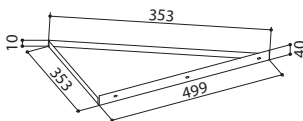
CORNER  
cod. 112.0157.274

- Solaris



CORNER ADAPTER KIT SS cod. 112.0157.284

- Premio Corner/SP







VALVE

NO RETURN VALVE D120 cod. 112.0189.207



NO RETURN VALVE D100 cod. 112.0572.297



NO RETURN VALVE 3D D150 cod. 112.0569.781



NO RETURN VALVE 3D D125 cod. 112.0569.782



KIT VALVE D150 cod. 112.0086.450



DUCT W/VALVE HERMETIC D150 cod. 112.0569.783



DUCT W/VALVE HERMETIC D125 cod. 112.0569.784



NO RETURN VALVE 220X90 cod. 112.0605.517



REMOTE CONTROL

REMOTE CONTROL 7T PREMIUM cod. 112.0615.733

- Bi-Air

- Belle

- Belle Plus

- Bella Silence

- Bella Silence Island

- C-Air

- Celine

- Celine Plus

- Chloè

- Chloè Island

- Corinthia Island

- Cubia Plus

- Cubia Island Plus

- Cubia Island Gloss Plus

- Cylindra

- Cylindra Gloss Plus

- Cylindra Island

- Cylindra Island Gloss Plus

- Fabula Plus

- Glam Fit (Grey)

- Hava

- Heaven 2.0
- Heaven Air

- Heaven Glass 2.0

- Flat

- Heaven Light Pro

- K-Air

- High Light

- Ilma

- In-Light

- In-Nova Air

- In-Nova Premium

- In-Nova Touch

- In-Nova Zero Drip

- Inka Lux

- Inka Lux Premium

- Inside Up

- Lybra Plus

- Nest Plus

- Odette

- Odette Plus

- Onyx-C

- Onyx-T

- Onyx-V
- Pareo Plus

- Skylift

- Skypad 2.0

- Soft Cube

- T-Air

- T-Dark

- T-Light

- T-Light Island

- Talika

- V-Air

- V-Air Flat

- Zoom Plus



CLIN&CLIN



CLEANING CLOTHES KIT CLIN&CLIN (5 PIECES)  
cod. 112.0157.293

NOTE  
Cloths: minimum order 30 packagings or multiples of 30

REVITALISING PASTE 55 ML  
cod. 112.0157.501

NOTE  
Paste: minimum order 10 pieces or multiples of 10 (55 ml)

REVITALISING PASTE 200 ML  
cod. 112.0157.502

NOTE  
Paste: minimum order 6 pieces or multiples of 6 (200 ml)

FABER LIGHTING KIT


KIT 6 LED G9 2,5 W cod. 112.0505.117

- Nest Plus

SYNTHETIC FILTER

KIT FILTRO SINTETICO cod. 112.0157.289

- 152 LG



GREASE FILTERS

1 KIT GREASE FILTER cod. 112.0157.248

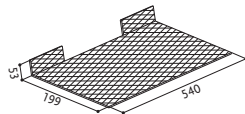
1 BLOWER

- 152 LG

2 BLOWERS

- 2152

- 2156



1 KIT GREASE FILTER cod. 112.0157.249

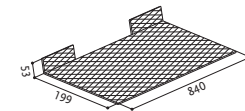
1 BLOWER

- 152 LG

2 BLOWERS

- 2152

- 2156



STAINLESS STEEL FILTER KIT IN-NOVA 60 cod. 112.0624.485

STAINLESS STEEL FILTER KIT IN-NOVA 90 cod. 112.0624.486

STAINLESS STEEL FILTER KIT IN-NOVA 120 cod. 112.0624.487

REAR AIR OUTLET KIT

REAR AIR OUTLET KIT CHLOÈ OLD METAL  
cod. 112.0490.249

REAR AIR OUTLET KIT CHLOÈ OLD COPPER  
cod. 112.0490.250

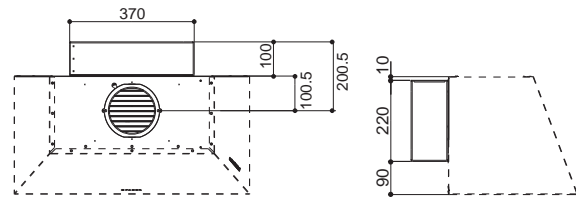
REAR AIR OUTLET KIT CHLOÈ CAST IRON  
cod. 112.0490.261

REAR AIR OUTLET KIT CHLOÈ OLD BRASS  
cod. 112.0490.262

REAR AIR OUTLET KIT CHLOÈ DG MATTE  
cod. 112.0490.263

REAR AIR OUTLET KIT CHLOÈ' CG MATTE  
cod. 112.0490.264

- Chloè



The kit is matched to the color of the hood

RECYCLING KIT

C.A. HFH cod. 112.0327.631

- Nice
- Ray
- Stilo Comfort
- Stilo Glass Smart
- Stilo Smart



RECYCLING KIT INOX cod. 112.0327.632

- Cocktail Almond

RECYCLING KIT WH cod. 112.0252.439

- Cocktail WH
- Daisy WH
- Glam-Light WG1C/WG3C
- Glam-Light WH/T
- Glam-Light WH/WG
- Tweet WH
- Steelmax WH

RECYCLING KIT BK cod. 112.0252.442

- Cocktail BK
- Daisy BK
- Glam-Light DG/LG
- Tweet BK
- Steelmax BK



RECYCLING KIT HAVA cod. 112.0576.982

- Hava

Long Lasting filter included

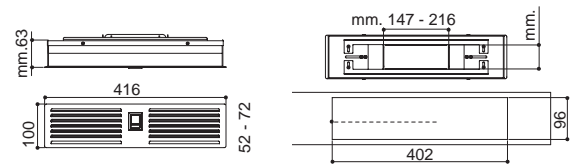


RECTANGULAR PIPE FILTERING KIT  
cod. 112.0470.541

- Hoo-B
- Hoo-B Glass



Long Lasting Filter- PANEL KIT C.A. included



RECYCLING KIT T-SHAPE WALL  
cod. 112.0626.902

- Nice
- Ray
- Onyx-T
- T-Air
- T-Dark
- T-Light
- Stilo Comfort
- Stilo Smart

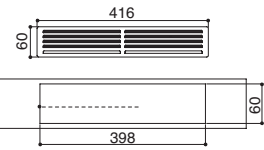
RECYCLING KIT T-SHAPE ISLAND  
cod. 112.0626.903

- Glassy Island
- T-Light
- T-Shelf
- Stilo Comfort Island

GALILEO  
INSTALLATION KIT

RECYCLING KIT H60 cod. 112.0540.730

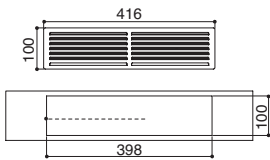
- Galileo
- Galileo Smart



Ceramic filter included

RECYCLING KIT H100 cod. 112.0540.781

- Galileo
- Galileo Smart



Ceramic filter included

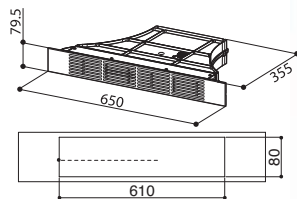
DUCTING KIT cod. 112.0540.782

- Galileo
- Galileo Smart



KIT RECYCLING LONG LASTING H80 cod. 112.0605.735

- Galileo
- Galileo Smart



Long Lasting filter included

FILTERING KIT H60 cod. 112.0626.656

- Galileo 60



FILTERING KIT H100 cod. 112.0626.657

- Galileo 60



REFILL

REFILL CERAMIC H100 cod. 112.0548.448

- Galileo
- Galileo 60
- Galileo Smart
- Skylift



order 2 pieces for skylift m odel

REFILL CERAMIC H60 cod. 112.0548.447

- Galileo
- Galileo 60
- Galileo Smart



REFILL LONG LASTING H80 cod. 112.0605.736

- Galileo
- Galileo Smart



REFILL LONG LASTING H60 cod. 112.0679.153

- Galileo 60



REFILL C.A. TUBAZIONE RETTANGOLARE  
cod. 112.0472.396

- Fabula Plus



REFILL 2 C.A. HAVA cod. 112.0576.981

- Hava



REFILL 1 C.F. HFH cod. 112.0261.791



F-LIGHT DUCTING  
KIT

DUCTING KIT F-LIGHT cod. 112.0169.216

- Lybra Plus
- Nest Plus
- Zoom Plus

Ø 150 mm - length 1 meter



DUCTING KIT AIRLANE cod. 112.0542.875

- Belle
- Belle Plus
- C line
- C line Plus
- Odette
- Odette Plus





CHARCOAL FILTERS LONG LASTING



Multi-layer filter, it guarantees a double filtration and an optimal air cleanliness, it has a duration of up to 3 years.

FLL3 KIT 2.C.A. LONG LASTING  
cod. 112.0544.470

- Flexa HIP
- In-Nova Smart
- Value



FLL8 KIT 2 C.A. LONG LASTING D196 H37  
cod. 112.0185.278

- |                    |               |
|--------------------|---------------|
| - Bi-Air           | - Lithos      |
| - Beat             | - Lybra Plus  |
| - Belle            | - Maxima      |
| - Belle Plus       | - Nest Plus   |
| - C-Air            | - Odette      |
| - C  line          | - Odette Plus |
| - C  line Plus     | - Onyx-C      |
| - Chlo   XL        | - Onyx-V      |
| - Chlo   XL Island | - Soft Cube   |
| - Cocktail         | - Solaris     |
| - Cubia Plus       | - Tender      |
| - Daisy Plus       | - Thea        |
| - Glam-Light       | - Thea Island |
| - Glam Light       | - T-Shelf     |
| - Zero Drip Plus   | - Tweet       |
| - Heaven 2.0       | - V-Air       |
| - In-Light         | - Zoom Plus   |
| - Inka Lux         |               |
| - Inka Plus        |               |
| - K-Air            |               |



FLL9 KIT 1 C.A. LONG LASTING EASY CUBE 267x235  
cod. 112.0185.276

- |                              |                            |
|------------------------------|----------------------------|
| - Corinthia Island           | - Ray                      |
| - Cubia Island Plus          | - Stilo Comfort            |
| - Cubia Island Gloss Plus    | - Stilo Comfort Island     |
| - Cylindra                   | - Stilo Glass Smart        |
| - Cylindra Island            | - Stilo Glass Smart Island |
| - Cylindra Gloss Plus        | - Stilo Smart              |
| - Cylindra Island Gloss Plus | - T-Air                    |
| - Eclipse                    | - T-Dark                   |
| - Glassy Island              | - T-Light                  |
| - In-Nova Premium            | - T-Light Island           |
| - In-Nova Touch              | - Tratto Island            |
| - In-Nova Zero Drip          |                            |
| - Nice                       |                            |
| - Onyx-T                     |                            |
| - Premio Corner/SP           |                            |



FLL12 KIT C.A. FABULA  
cod. 112.0261.258

- Fabula Plus 90



FLL12 KIT C.A. FABULA  
cod. 112.0629.411

- Fabula Plus 60



FLL18-90 KIT C.A. 90 CM  
cod. 112.0471.608

- Heaven 2.0 Flat
- Heaven Glass 2.0 Flat
- High-Light
- Inside up

FLL18-120 KIT C.A. 120 CM  
cod. 112.0471.609

- Heaven 2.0 Flat
- Heaven Glass 2.0 Flat
- High-Light



KIT FLL23 C.A. D125  
cod. 112.0556.528

- Inka ICH (i.smart HCS)
- Inka Smart C
- Inka Smart HC



KIT FLL26 C.A.  
cod. 112.0627.248

- In-Nova Zero Drip



CHARCOAL FILTERS HIGH PERFORMANCE

High-efficiency filter, it guarantees more than 80% filtration capacity of intake fumes and a duration of up to 6 months.

FHP8 KIT 2 C.A. HIGH PERFORMANCE  
cod. 112.0158.127

- |                    |               |
|--------------------|---------------|
| - Bi-Air           | - Maxima      |
| - Beat             | - Nest Plus   |
| - Belle            | - Odette      |
| - Belle Plus       | - Odette Plus |
| - C-Air            | - Onyx-C      |
| - C  line          | - Onyx-V      |
| - C  line Plus     | - Soft Cube   |
| - Chlo   XL        | - Solaris     |
| - Chlo   XL Island | - Tender      |
| - Cocktail         | - Thea        |
| - Cubia Plus       | - Thea Island |
| - Daisy Plus       | - T-Shelf     |
| - Glam-Light       | - Tweet       |
| - Glam Light       | - V-Air       |
| - Zero Drip Plus   | - Zoom Plus   |
| - Heaven 2.0       |               |
| - In-Light         |               |
| - Inka Lux         |               |
| - Inka Plus        |               |
| - K-Air            |               |
| - Lithos           |               |
| - Lybra Plus       |               |



CHARCOAL FILTERS

Filter composed by a combination of charcoals and it should be replaced every 2-3 months.

F1 KIT 1 C.A. D233 H20  
cod. 112.0157.238

- |          |               |
|----------|---------------|
| 1 BLOWER | 2 BLOWERS     |
| - 152    | - 2152 - 2156 |
|          | - 2740        |



Order 2 filters for 2 motor hoods


F3 KIT 2 C.A. SMILE  
cod. 112.0067.944

- Flexa HIP
- In-Nova Smart
- Value



F4 KIT 14B  
cod. 112.0441.093

- In-Nova Comfort



F8 KIT 2 C.A.D196 H37  
cod. 112.0157.240

- |                    |               |
|--------------------|---------------|
| - Bi-Air           | - Lithos      |
| - Beat             | - Lybra Plus  |
| - Belle            | - Maxima      |
| - Belle Plus       | - Nest Plus   |
| - C-Air            | - Odette      |
| - C  line          | - Odette Plus |
| - C  line Plus     | - Onyx-C      |
| - Chlo   XL        | - Onyx-V      |
| - Chlo   XL Island | - Soft Cube   |
| - Cocktail         | - Solaris     |
| - Cubia Plus       | - Tender      |
| - Daisy Plus       | - Thea        |
| - Glam-Light       | - Thea Island |
| - Glam Light       | - T-Shelf     |
| - Zero Drip Plus   | - Tweet       |
| - Heaven 2.0       | - V-Air       |
| - In-Light         | - Zoom Plus   |
| - Inka Lux         |               |
| - Inka Plus        |               |
| - K-Air            |               |



F9 KIT 1 C.A. 263x237  
cod. 112.0157.243

- |                              |                            |                  |
|------------------------------|----------------------------|------------------|
| - Corinthia Island           | - Nice                     |                  |
| - Cubia Island Plus          | - Onyx-T                   |                  |
| - Cubia Island Gloss Plus    | - Premio Corner/SP         |                  |
| - Cylindra                   | - Ray                      |                  |
| - Cylindra Island            | - Stilo Island/SP          |                  |
| - Cylindra Gloss Plus        | - Stilo Comfort            |                  |
| - Cylindra Island Gloss Plus | - Stilo Comfort Island     |                  |
| - Eclipse                    | - Stilo Glass Smart Island | - T-Light        |
| - Glassy Island              | - Stilo Smart              | - T-Light Island |
| - In-Nova Premium            | - T-Air                    | - Tratto Island  |
| - In-Nova Touch              | - T-Dark                   |                  |
| - In-Nova Zero Drip          |                            |                  |



F16 KIT 2 C.A.  
cod. 112.0459.452

- Luft



F21 KIT 2 C.A.  
cod. 112.0506.172

- Ilma
- Ilma Touch



F22 KIT C.A. NAUTILUS  
cod. 112.0540.783

- Glam-Fit
- Glam Fit Zero Drip Plus
- Talika
- Soft Slim



KIT F23 C.A. D125  
cod. 112.0556.527

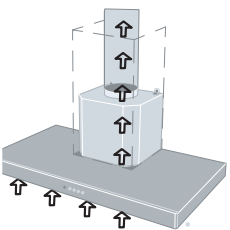
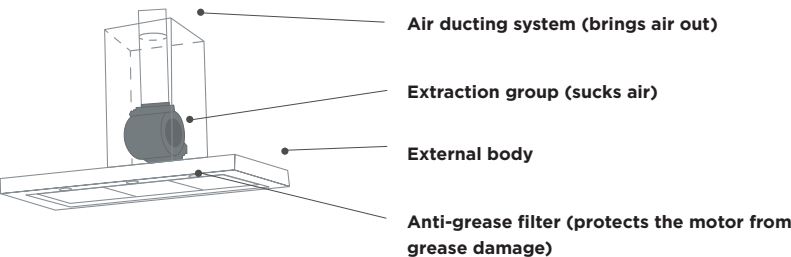
- Inka Smart C
- Inka Smart HC
- Inka ICH (i.smart HCS)



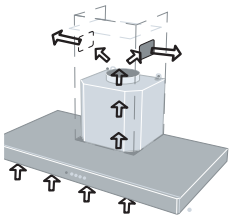
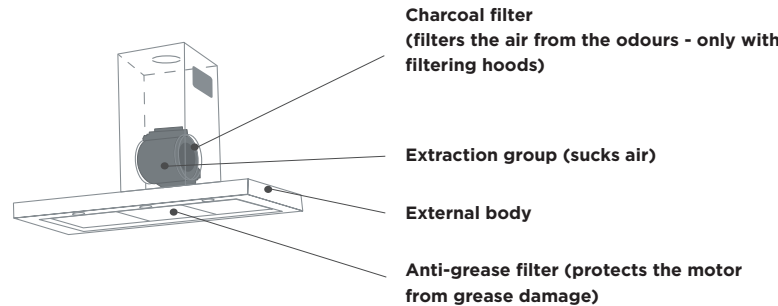
# INSTALLATION

## ABC OF THE HOOD

The extraction hood expels fumes and steam out of the kitchen. It is the most effective solution.



The recycling hood filters the fumes and steam from the air and then returns it to the kitchen.



## CHOOSE THE RIGHT HOOD

The necessary extraction capacity is determined by the volume of the kitchen. An effective hood changes the air of the kitchen 10 times per hour. A powerful motor is quieter and uses less energy because it is effective at low speeds.

-A hood does not create noise disturbance if its capacity is sufficient without exceeding 55 dB(A) of sound power.

-A powerful motor can be efficient even at lower, quieter speeds.

1 Fan Handbook - F. Bleier 1998

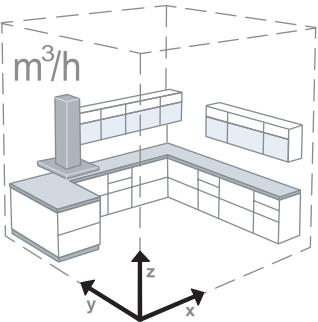
Example: A 15 m<sup>2</sup> kitchen which is 3 m tall requires a hood which aspirates at least 450 m<sup>3</sup>/h. Infact: 15 m<sup>2</sup> x 3 m x 10 = 450 m<sup>3</sup>/h

Now consult the performance table found in the product catalogue.

The hood is efficient if an equal or higher capacity value is found in one of the speed columns.

EFFECTIVENESS = kitchen m<sup>2</sup> x kitchen high x 10 changes of air

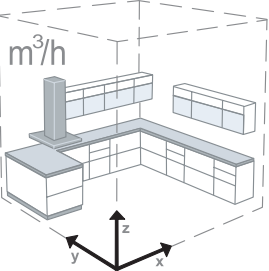
Speed	1	2	3	4	INT
Air capacity IEC point	110	195	260	313	430
Pressure	-	-	-	-	-
input	30	45	55	70	100
Noise level	48	53	58	62	69



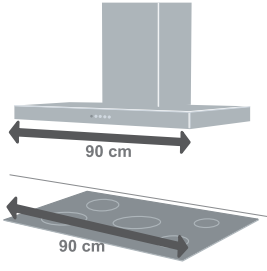


INSTALLATION

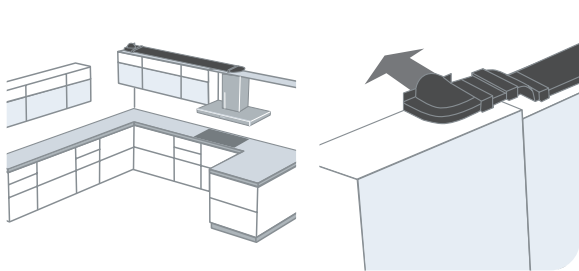
Proper installation begins with an inspection. When choosing a hood, you should know:



Kitchen volume (which determines the necessary aspiration capacity). See section “Choosing the right hood.”



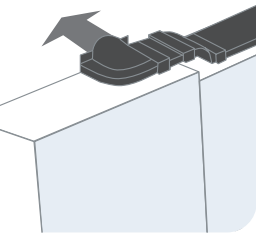
Length of the cooking top (the hood is generally as long as the cooking top area).



The position and distance of the exit hole (very long and very curved right-angled tubes limit hood efficiency).

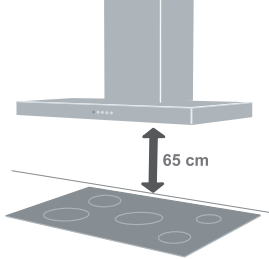


Italian D.M. 37/08 requires two aeration holes which communicate with the external wall in the presence of gas-working equipment.  
1. an entrance hole for oxygenising the area, to be made in the lower part of the wall of the room which communicates externally.  
2. an exit hole for fume discharge, to be made in the upper part of the wall which communicates externally (or in a chimney flue dedicated exclusively to this use).  
If the hood aspirates, the exit hole can be used as a terminal conduit that carries the air outside.



Product integrity  
- Check the integrity of the hood upon opening.  
- Make sure that the hood is in good conditions and has not been damaged during transport.  
- The hood must arrive with its guarantee and instruction manual. Verify the receipt of any optionals (i.e. remote control).  
ATTENTION: Do not install the hood if it is damaged. Have it substituted at no charge with a new one, otherwise you may be required to pay for any service assistance. Do not remove any protective films prior to installation.

Installation distance



The hood is to be installed at a minimum distance of 65 cm from the cooking top, except for particular models where is specified in the technical drawing and instructions manual.  
ATTENTION: the product guarantee will not be considered valid if this distance is not respected.  
The hood may not reach declared performance levels if the distance from the cooking top exceeds 75 cm. Some vertical-installation models (ex. Cocktail) are to be installed lower. Check the product's technical manual.

Inspection

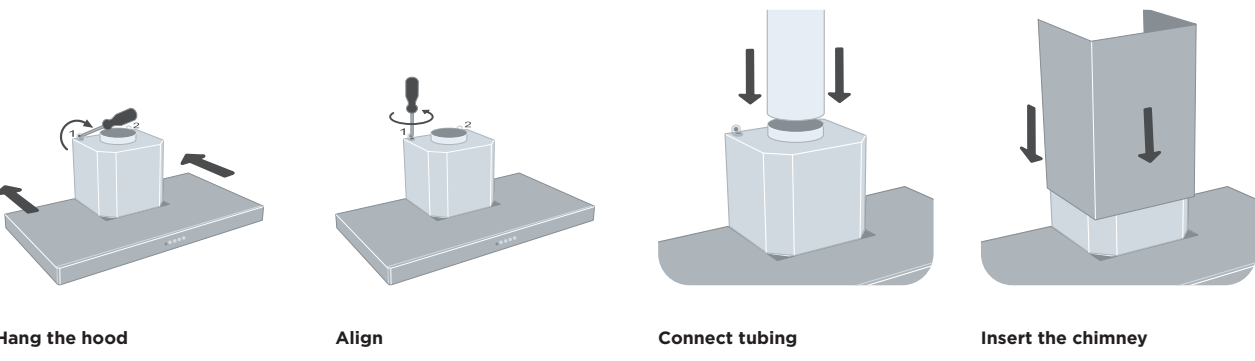
1 - Turn on the motor  
2 - Switch on the lights  
If the hood is an extraction hood, verify that it is properly connected to the exit tubing.  
If the hood is a filtering hood, verify that the charcoal filters have been inserted.

First cleaning

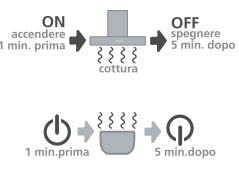
- Remove the protective films  
- Remove impurities with a damp sponge and a small amount of neutral soap  
- Rinse with a damp cloth  
- Dry with a soft cloth. If the hood is in stainless steel, continue with a steel glaze  
- You can give stainless steel hoods a protective treatment with the Faber Clin&Clin tissue



Faber hoods are easy to install because they have EASY CUBE:



USE AND MAINTENANCE



Switch on the hood a minute before cooking begins to create air flow that channels fumes and steam toward the aspiration surfaces.  
If necessary, leave the hood switched on even after cooking is finished so that all steam and odours can be properly aspirated.

- Wash the metal anti-grease filters by hand or in the dishwasher every two months<sup>1</sup>  
- Replace synthetic anti-grease filters every two months  
- Regular filter maintenance guarantees efficient hood use  
ATTENTION: grease deposited on the filters is inflammable: be sure to perform regular maintenance


Hood cleaning  
- Remove impurities with a damp sponge and a small amount of neutral soap<sup>2</sup>  
- Rinse with a damp cloth  
- Dry with a soft cloth, if the hood is in stainless steel, follow the steel brushing  
- Clean the internal hood conduit once a year

<sup>1</sup> These intervals of time refer to a regular use of the hood, approximately 3 hours per day

<sup>2</sup> Acid-based cleaning products can damage hood surfaces

# ANTI-ODOURS FILTERS

Long lasting



3


ANNI

MAX

Faber has developed a new, re-usable active carbon filter. Thanks to the multi-layer technology, the Long Lasting filter further increases filtration efficiency, with the double layer using an initial pre-filtration to capture the largest particles, and a second, more concentrated filtration to guarantee optimal air cleanliness. The filter can be washed in the dishwasher every 3-4 months<sup>1</sup>, for a maximum of 3 years and dries at room temperature in a vertical position to allow the water to drain out. Alternatively, it can be placed in an oven at 50 °C.

<sup>1</sup> Normal use cooker hood, by around 3 hours per day

High performance




6

MESI

MAX

High-efficiency filter with a highly-concentrated carbon micro-granular structure that can guarantee more than 80% filtration capacity of intake fumes and a duration of up to 6 months, double that of a normal charcoal filter, making for economic savings of more than 20%.


# CERAMIC FILTER



Innovative charcoal filter that can be regenerated in the oven at 200° every 2-3 months and allows to reach high absorption efficiency


# CLIN & CLIN CLEANING LINE

Clin&Clin revitalising paste



Removes marks, spots and small rust stains caused by daily use, restoring a natural shine to steel surfaces.

Clin&Clin protective tissues



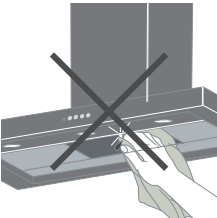
Protect and maintain the beauty of steel surfaces over time. Practical and disposable. To be applied on clean, dry surfaces.

# QUALITY AND SAFETY


Faber hoods benefit from 60 years of competence in the treatment of kitchen air

- We were the first in the kitchen hood sector to obtain an ISO 9001 company qualitysystem certificate.
- System integrated with Quality, Safety and Environment certified by SGS respecting the ISO 9001:2000, OHSAS 18001 and ISO 14001 norms.
- We have received the SGS Excellence Certificate, the absolute first in the world, number 001.
- All Faber hoods conform to European safety standards (EC mark of conformity), and have also been certified by the IMQ, a reliable, independent organisation further guaranteeing clients on quality (IMQ mark of security).

# FABER HOODS ARE DESIGNED FOR SAFETY



Hammered internal edges and tempered glass to avoid risks of cutting.



Thermo-protected motors and self-extinguishing plastics help avoid any risk of fire. Electronics are solid state, cables and connections are all placed correctly to avoid electric shock or dangerous sparks.

All Faber hoods have undergone safety and performance tests. Aspiration and noise capacity have been measured according to standard norms:

- EN 61591
- EN 60704-3

unique specifications for surveying kitchen hood performance. ATTENTION: Comparisons between different brand hoods should be carried out on complete data obtained according to these standards. The Faber laboratory is NEMKO and IMQ certified.

# ASSISTANCE

Contact Number

0732.691691

Our toll Contact Number can be reached from Monday to Friday from 8am to 8pm and Saturday from 8am to 2pm for the following service assistance:

- Information about products
- Information about shop branches
- Information about where to purchase spare parts and accessories
- Activation of technical assistance request
- Product or service complaints

The cost of the call may vary depending on the operator used. Please consult the rates of your operator.

Faber Technical Assistance is also active in Europe

Check the website [www.faberspa.com](http://www.faberspa.com) for phone numbers

All Faber products are covered with a 2-year “Full guarantee”

“Full guarantee” that covers any compliant defects which might be revealed on the hood over this period. This guarantee does not cover defects not attributable to Faber such as those caused by erred installation, by any use not compliant with the instructions detailed in the instruction manual or by damage caused during transport.




# SPECIAL FINISHES



Black gloss



Black matt




White matt



White




Warm white




Grey matt




Burgundy/Gold



Dark grey matt



Country grey matt




Cast iron



Old metal



Dark grey concrete



Cross titanium




Dark grey stoneware



Light grey stoneware

The images are indicative only and are not fully representative of the product finish.



Gold




Old brass




Old copper




TIBETAN SILVER



White/Warm gray 3C - WH/WG



White/Transparent - WH/T



Warm gray 1C/Warm gray 3C - WG1C/WG3C




Dark grey/Light grey - DG/LG



Dusty blue



Sand



Titanium matt

The performance shown in this catalogue is declared in accordance with the new Code of Conduct signed by the most qualified European manufacturers members of CECED (European Committee of Domestic Equipment Manufacturers), a strict code for transparency which establishes clear rules to measure air flow and noise level for hoods, common to all cooker hoods manufacturers:

- air capacity according to IEC/EN 61591 method  
(with the hood fitted using a ducting pipe)
- noise level according to IEC/EN 60704-3 method (sound power)

## FINISHES

AM/X	metal aluminium/stainless steel handle
BK	black
BK GLASS/A	black glass/aluminium
BK GLOSS	black gloss
CG	country grey
CI	cast iron
CT	cross titanium
DB	dusty blue
DG	dark grey
DG/C	dark grey/concrete
DGC	dark grey concrete
LG	light grey
LG/X	light grey/stainless steel handle
OB	old brass
OC	old copper
OM	old metal
SS	black body/stainless steel strip
WG	warm gray
WH	white
WH MATT/TS	white matt/tibetan silver
WW	warm white
X	stainless steel
X/OM	stainless steel/old metal
X/V	stainless steel/glass

## PERFORMANCE

<b>SPEED</b>	<b>Speed</b>
<b>M<sup>3</sup>/H</b>	<b>Air capacity IEC point</b>
<b>PA</b>	<b>Pressure</b>
<b>W</b>	<b>Input</b>
<b>dB(A)</b>	<b>Noise level</b>
<b>16</b>	<b>1 motor</b> , width 600 mm
<b>18</b>	<b>1 motor</b> , width 800 mm
<b>19</b>	<b>1 motor</b> , width 900 mm



